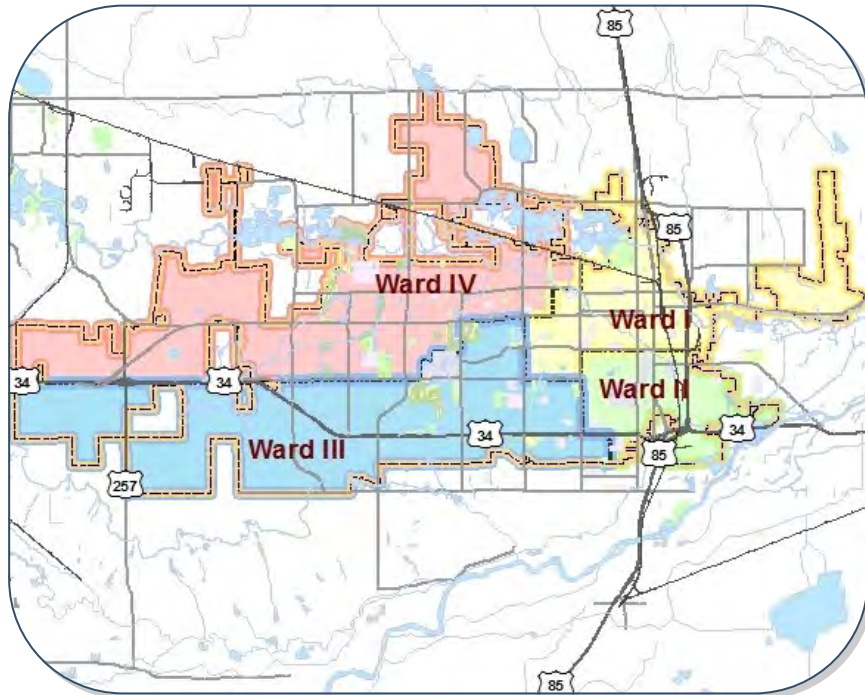


2015-2019 Capital Improvement Plan



Capital Improvement Plan

301 Public Improvement.....	3
303 Public Art.....	55
304 Food Tax.....	86
306 Fire Equipment Acquisition/Replacement.....	252
307 Fire Protection Development.....	254
308 Police Development.....	256
309 Island Grove Development.....	260
312 Road Development.....	266
314 Park Development.....	286
316 Trail Development.....	289
318 Quality of Life.....	295
402 Sewer Contruction.....	377
403 Sewer Capital Replacement.....	395
405 Water Construction.....	434
406 Water Capital Replacement.....	471
407 Water Rights Acquisition.....	529
412 Stormwater Construction.....	547
413 Stormwater Capital Replacement.....	583



FUND 301

PUBLIC IMPROVEMENT



2015-2019 Five Year Plan

Public Improvement - Fund 301

	2013 Actual	2014 Revised Budget	2015	2016	2017	2018	2019	TOTAL 2015-2019
Beginning Available Cash Balance	\$ 1,904,574	\$ 2,218,812	\$ 38,910	\$ (49,090)	\$ 122,910	\$ 501,885	\$ 597,309	
Revenue								
4356 - FASTER	548,742	540,000	540,000	540,000	540,000	540,000	540,000	2,700,000
4311 - Federal Grants	621,100	6,813	-	-	-	-	-	-
4321 - State Grants	83,158	-	-	-	-	-	-	-
4322 - State Pass Through	1,041,612	4,351,902	1,000,000	-	206,975	1,571,020	-	2,777,995
4342 - Intergovernmental Agreement	5,000	-	-	-	-	-	-	-
4451 - Highway Maintenance Agreement	65,000	-	-	-	-	-	-	-
5612-5621 - Investment Earnings	(2,248)	3,000	3,000	3,000	3,000	3,000	3,000	15,000
5715 - Other Refund of Expenditures (CDBG)	501,079	192,000	-	-	-	-	-	-
5716 - Other Refund of Expenditures	6,900	-	-	-	-	-	-	-
5788 - Contributions	-	85,000	-	-	-	-	-	-
6001 - Transfer - General Fund	815,000	-	-	-	-	-	-	-
6108 - Transfer - Designated Revenue Fund	-	261,488	-	-	-	-	-	-
6304 - Food Tax	134,669	-	-	-	-	-	-	-
Total Revenue	\$ 3,820,012	\$ 5,440,203	\$ 1,543,000	\$ 543,000	\$ 749,975	\$ 2,114,020	\$ 543,000	\$ 5,492,995

Page Number	Expenditures							
	Fund 301 Expenditures (Transfer to Public Art Fund)	263,258	-	-	-	-	-	-
	Miscellaneous	1,736	-	-	-	-	-	-
	59 Av Shoulder/4 St - Bridge	551,220	-	-	-	-	-	-
	Northside Infrastructure	875	-	-	-	-	-	-
	Bridge 59 Av / #3 Ditch	52,663	-	-	-	-	-	-
	Bus Stop Improvements State FASTER	103,947	-	-	-	-	-	-
	CDBG-University/Sunrise/10 St	2,492	-	-	-	-	-	-
	FTA - ARRA Grant	628,000	6,813	-	-	-	-	-
	7th, 8th, and 9th St Improvements	1,108	-	-	-	-	-	-
	Street Building	37,360	-	-	-	-	-	-
	Citywide Master Bike Plan	-	85,000	-	-	-	-	-
	2133 - Entryway Improvements - 8th Av 22nd St	-	261,488	-	-	-	-	-
	9th/10th/23rd Intersection Improvements	-	500,000	-	-	-	-	-
	2000 - CDOT Fiber Optics - Phase 2	896,565	2,439,462	-	-	-	-	-
	903 - E 16 St/85 Bypass - Ash Av	25,523	1,158,077	-	-	-	-	-
	2004 - Transit Transfer Center	21,745	804,219	-	-	-	-	-
	2001 - Adaptive Signals	64,433	-	-	-	-	-	-

	2013 Actual	2014 Revised Budget	2015	2016	2017	2018	2019	TOTAL 2015-2019
2026 - NE Greeley Neighborhood Improvements	496,603	192,000	-	-	-	-	-	-
6 725 - Bridge Maintenance	139,329	121,000	121,000	121,000	121,000	121,000	121,000	605,000
8 306 - 10th Street Access Improvements	218,917	2,309,989	1,510,000	250,000	250,000	1,897,596	-	3,907,596
Total Expenditures	\$ 3,505,774	\$ 7,878,048	\$ 1,631,000	\$ 371,000	\$ 371,000	\$ 2,018,596	\$ 121,000	\$ 4,512,596

Ending Available Cash Balance FASTER funds	\$ 1,056,522	\$ 33,933	\$ (54,067)	\$ 117,933	\$ 496,908	\$ 592,332	\$ 1,014,332
Ending Available Cash Balance other funds	\$ 1,162,290	\$ 4,977	\$ 4,977	\$ 4,977	\$ 4,977	\$ 4,977	\$ 4,977

Priority Order	Future FASTER Projects	Future FASTER Total
1	14105 - 71st Ave Bridge Over Sheepdraw	2,020,000
2	723 - 35th Ave at 16th St Traffic Signal Replacement	150,000
3	14111 - 43rd Ave & 10th St Replace Westbound Pole and Mast Arm to Add Left Turns East-West	25,000
4	14113 - Purchase Four Uninterrupted Power Supply Systems to be Installed at 26th Ave, 37th Ave Ct, 43rd Ave, 54th Ave at 10th St	20,000
5	14114 - Install New Cabinet with Uninterrupted Power Supply System at Seven Intersections	30,000
6	14115 - Upgrade Twenty Lighted Street Name Signs to LED	50,000
7	88 - 11th Ave/34 Bypass Right Turn Improvements	892,500
8	404 - O St/47th Ave Realignment	2,525,000
9	14117 - Comprehensive City-Wide Signal Timing	135,000
10	14120 - 11th Ave at 16th St Bore New Conduit and Add Pull Boxes	60,000
11	14122 - 37th Ave Ct at 10th St Replace Poles East and Westbound to Add Left Turn Signal Heads	60,000
	Total Future FASTER Projects	\$ 5,967,500

		2013 Actual	2014 Revised Budget	2015	2016	2017	2018	2019	TOTAL 2015-2019
Priority									
Order	Future Miscellaneous Projects								Future Total
1	14108 - ADA Portable Walkway/Mat for Wheelchair Access								50,000
2	14109 - Facilities Equipment (Scissor Lift)								27,500
3	361 - Public Safety Training Center								4,800,000
5	894 - Island Grove Duran Property Purchase								300,000
6	802 - Linn Grove Columbarium Garden								85,000
7	898 - Monfort Concert Hall Pit Lift Replacement								1,144,000
8	167 - Meeker Home Grounds Enhancement								210,000
9	719 - Relocate Shell to Dock at Union Colony Civic Center								117,000
10	712 - Energy Savings Separation of Union Colony Civic Center from Recreation Center								722,140
11	803 - Linn Grove Irrigation								181,500
12	84 - Public Works Street Facility Building								9,650,000
13	253 - Parking Lot for Balsam Sports Park								312,575
14	901 - Union Colony Civic Center Performance Equipment and Efficiency Improvements								60,000
15	395 - Centennial Pool Shelters & Barbeque								158,500
16	709 - Union Colony Civic Center Accessibility Elevator to Third Floor								553,950
17	746 - Add Restrooms to Monfort Concert Hall								130,000
18	900 - Union Colony Civic Center Moving Light Replacement								90,000
19	896 - Hensel Phelps Theatre Conversion to Light Emitting Diode								121,000
20	387 - Exhibit Production Efficiency Enhancement								57,500
21	315 - Add Additional HVAC at Centennial Village								65,200
22	897 - Monfort Concert Hall Lighting Improvements								84,500
23	899 - Media Server and High Definition Projectors at Monfort Concert Hall								117,000
24	744 - Add Dressing Rooms to Hensel Phelps Theatre								77,815
25	525 - Kiwanis Park Expansion								192,385
26	902 - Union Colony Civic Center Video Security System								100,000
27	163 - Centennial Village Commercial District								610,722
28	814 - Plumb Farm Access and Parking Lot								377,567
29	14123 - Poudre River Corridor and Regional Trail Initiative								6,898,150
	Total Future Miscellaneous Projects								\$ 27,294,004

Project Summary

Project Number:	725	Budget Year:	2015
Project Title:	Bridge Maintenance	Council Priority:	Safety- Traffic Safety
Division:	Engineering	Budget Status:	Data Entry
Project Type:	Infrastructure Maintenance	Regions:	0 - Multiple Wards
Year Identified:	2012	Location:	Various Locations
Fund:	301 - Public Improvement	Project Manager:	Pat Hill
Budget Unit #:	3010006006190931	Project Status	Funded

Description:

This project is for the on-going maintenance of the City of Greeley's bridges. The city has over 50 bridges that are Greeley's maintenance/replacement responsibility. Maintenance activities include repainting, culvert replacements, guard rail maintenance, structural repairs, signage, and other pavement maintenance treatments on the bridge decks. We also have the bridges not inspected by the CDOT Off-System Bridges Inspection Program (bi-annual) reinspected periodically. These funds are normally from FASTER fund contributions.

Discussion of Progress:

In 2013, funds were used for a variety of bridge maintenance needs. Contracted work included removal of old pavements over bridges, adding waterproofing membrane, and repaving over the bridge. The PW Streets Division also performed other maintenance items including concrete curbs, sidewalks, guard rails, fences, painting, etc. associated with the bridge. This work is an on-going maintenance program to perform bridge related maintenance as the bridges age and incur damage.

Justification:

The aging infrastructure continues as an issue for bridges. Some of the City of Greeley's Bridges are over 100 years old. At various time in there life cycle it is necessary that maintenance to these bridges take place. This can be Painting, Concrete Repair, Signage, and Bridge evaluation by Certified Inspection Agency. Greeley's bridges are beginning to fall into a need maintenance cycle and the required funding is not sufficient for providing the correct and proper maintenance.

Revenue Detail:

GL Account	Description	2015	2016	2017	2018	2019
Revenue						
4356	FASTER - HUTF	121,000	121,000	121,000	121,000	121,000
	Total Revenue	121,000	121,000	121,000	121,000	121,000
Expense						
8202	Construction	95,000	95,000	95,000	95,000	95,000
8214	Legal Publications	500	500	500	500	500
8216	Miscellaneous	1,000	1,000	1,000	1,000	1,000
8226	Permits, Fees, Etc	500	500	500	500	500
8229	Professional Services	1,000	1,000	1,000	1,000	1,000
8232	Project Management	20,000	20,000	20,000	20,000	20,000
8234	Repair/Maint Supplies	1,000	1,000	1,000	1,000	1,000
8240	Testing And Inspection	2,000	2,000	2,000	2,000	2,000
	Total Expense	121,000	121,000	121,000	121,000	121,000
	Net Total	0	0	0	0	0

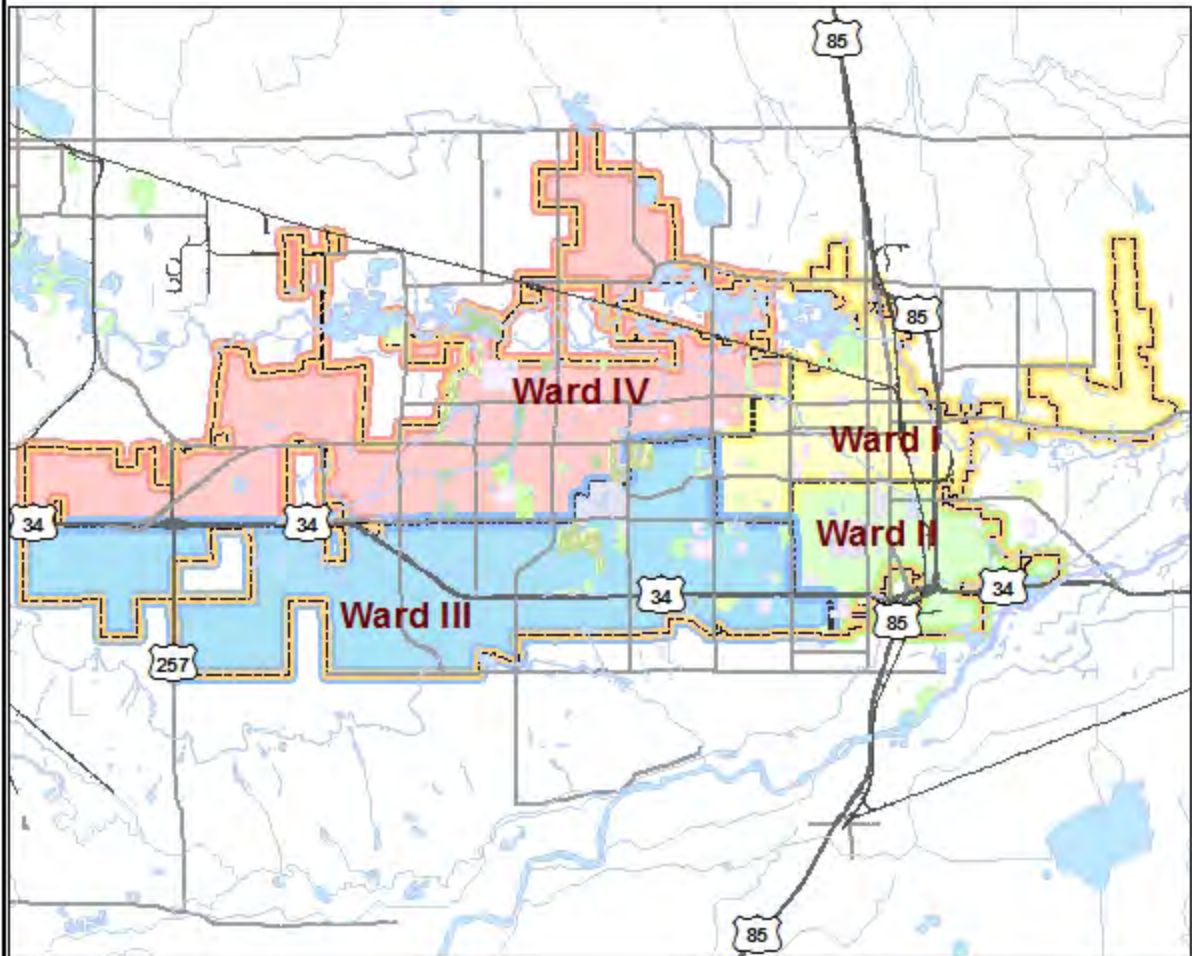
Impact on Operating Budget:

This project is for maintaining existing City of Greeley bridge infrastructure, so it is taking care of maintenance costs that could be made from operating budgets.



Capital Improvement Projects 2014

Project #: Citywide



Project Summary

Project Number:	AUTO - 306	Budget Year:	2015
Project Title:	10th Street Access Improvements	Council Priority:	Safety- Traffic Safety
Division:	Engineering	Budget Status:	Data Entry
Project Type:	Road Development	Regions:	1- 16 St North/35 Ave East
Year Identified:	2013	Location:	10th Street from 23rd Avenue to 35th Avenue
Fund:	301 - Public Improvement	Project Manager:	Rafael Samaniego
Budget Unit #:	3010006007070000	Project Status	Funded

Description:

This project is a federally funded project to improve pedestrian and vehicular access along 10th Street from 23rd Avenue to 35th Avenue. This is a multi-year project and is heavily dependent on federal funds being approved in the future to complete various phases of the work. Combining access points, eliminating others, providing sidewalks where there are none, pedestrian access ramps and landscaping improvements are also included.

Discussion of Progress:

The design of the first phase of the project was completed in 2013. This first phase included the area between 25th Avenue and 29th Avenue. The project was bid in the summer of 2013, but the bids were rejected because the bids were in excess of the project estimate (CDOT requirements). The design was revised to break the work into a base bid and alternative. The first section of construction, from 25th Street to 29th Street, will begin in Spring and continue until September 2014. Additional grant money is likely in 2014 which will allow work at the 23rd Avenue "triangle" to be potentially completed enhancing this area and improving turning movements in 2015. Additional grant funding will be applied for in 2014 and if successful this money could become available as early as 2015 possibly to help complete the rest of the mile corridor.

Justification:

The existing intersection improvements are outdated and turning movements for large vehicles are unsafe. There are over 90 access points in this one mile segment and a consolidation is needed to improve the safety and efficiency of the road.

Revenue Detail:

\$1,000,000 Congestion Mitigation grant (state pass through) and \$300,000 from 10th St TIF will be used to fund 2015. MPO (state pass through) grant will fund 2017-2018's projects at 82.79%. The balance of the required funding will be paid using City FASTER (Funding Advancement for Surface Transportation & Economic Recovery) funds. FASTER is revenue raised for bridge reconstruction, highway safety projects and transit primarily through an increase in vehicle registration fees in Colorado.

GL Account	Description	2015	2016	2017	2018	2019
Revenue						
4322	State Pass Through	1,000,000	0	206,975	1,571,020	0
4356	FASTER - HUTF	210,000	250,000	43,025	326,576	0
	Total Revenue	1,210,000	250,000	250,000	1,897,596	0
Expense						
8202	Construction	860,000	0	0	1,897,596	0
8206	Design Fees	500,000	250,000	0	0	0
8212	Land/Building Cost/Demo	150,000	0	250,000	0	0
	Total Expense	1,510,000	250,000	250,000	1,897,596	0
	Net Total	(300,000)	0	0	0	0

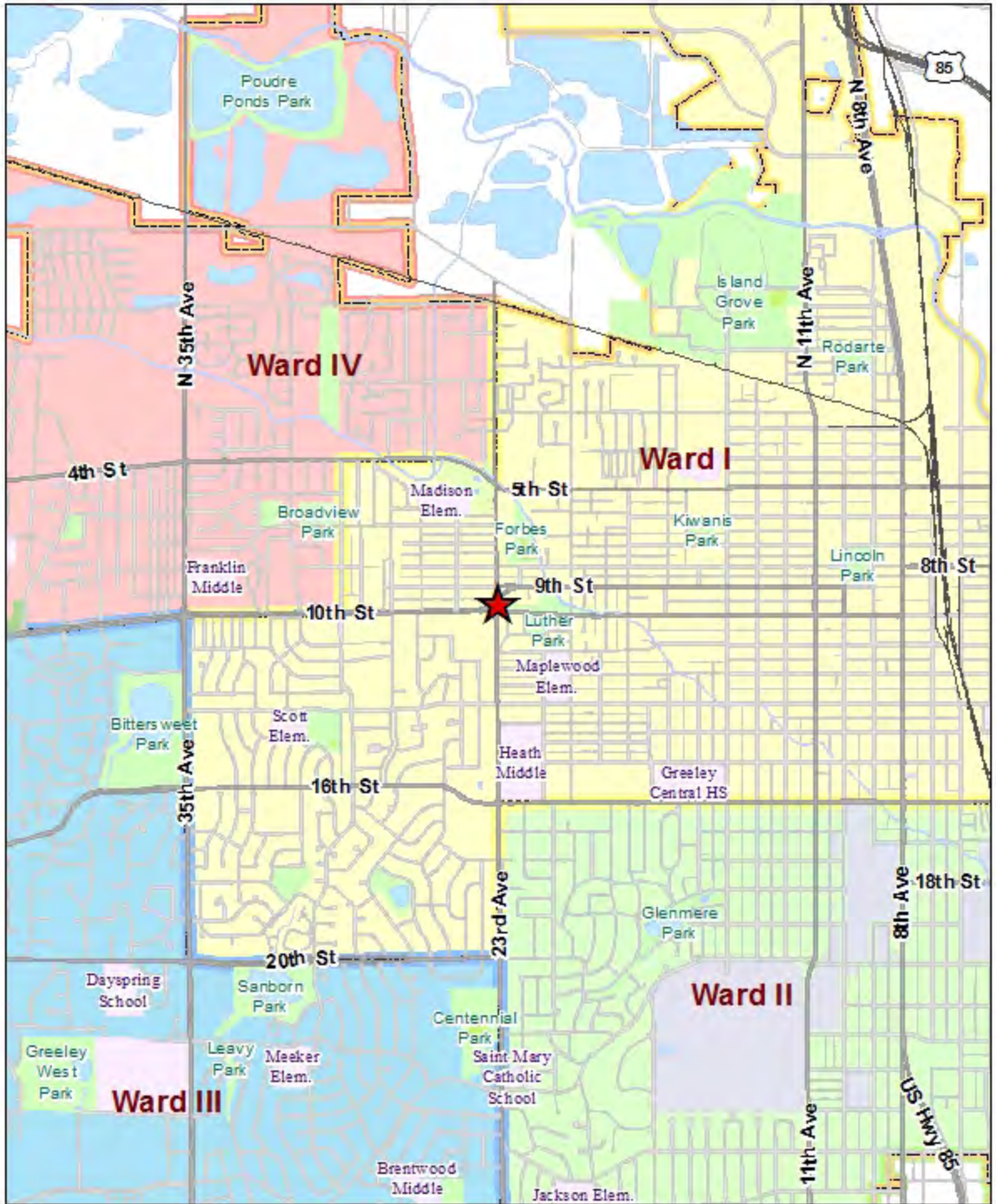
Impact on Operating Budget:

Operation budget will be required to maintain the landscaping improvements constructed with this project.



Capital Improvement Projects 2014

Project #: 306



Project Summary

Project Number:	14105	Budget Year:	
Project Title:	71st Ave Bridge over Sheepdraw	Council Priority:	Safety- Traffic Safety
Division:	Engineering	Budget Status:	Data Entry
Project Type:	Road Development	Regions:	
Year Identified:	2014	Location:	71st Ave/Sheep Draw (south of 12th Street)
Fund:	301 - Public Improvement	Project Manager:	Dave Wells
Budget Unit #:	3120006607340000	Project Status	Unfunded

Description:

This project will replace the 71st Ave bridge over Sheep Draw, just south of 12th Street. The existing bridge is starting to come apart and is undersized for flood flows and for the needed street widening. The estimated \$2M cost is based on 2014 dollars, and includes design/ROW/Construction. The new bridge will also allow the Sheepdraw Trail to go under the road making for a safer crossing.

Discussion of Progress:

Justification:

This bridge was constructed by Weld County bridge crews prior to being annexed into Greeley city limits. The bridge is narrow for vehicles and too small to pass the Sheep Draw flood flows. The Sheep Draw Bike Trail is planned to go under the bridge, but the current bridge is much too small.

Revenue Detail:

GL Account	Description					
Expense						
8202	Construction	0	0	0	0	1,451,200
8206	Design Fees	0	0	0	0	136,000
8212	Land/Building Cost/Demo	0	0	0	0	288,000
8214	Legal Publications	0	0	0	0	800
8232	Project Management	0	0	0	0	53,600
8236	Soils Investigation	0	0	0	0	4,800
8238	Surveying	0	0	0	0	17,600
8240	Testing And Inspection	0	0	0	0	48,000
9303	Public Art Fund	0	0	0	0	20,000
	Total Expense	0	0	0	0	2,020,000

Impact on Operating Budget:

Project Summary

Project Number:	723	Budget Year:	
Project Title:	35th Avenue @ 16th Street Traffic Signal Replacement	Council Priority:	Safety- Traffic Safety
Division:	Transportation Services	Budget Status:	Data Entry
Project Type:	Infrastructure Maintenance	Regions:	0 - Multiple Wards
Year Identified:	2012	Location:	35th Avenue @ 16th Street
Fund:	301 - Public Improvement	Project Manager:	Eric Bracke
Budget Unit #:		Project Status	Unfunded

Description:

The traffic signal at 35th Avenue and 16th Street was built in the early 1980's, and the signal has served the public well for almost 30 years. In that time many changes have taken place in the traffic signal industry. 12"X8"X8" traffic signal heads were an acceptable standard and the Traffic Signal Mast-arm supports met the American Association of State Highway Transportation Officials (AASHTO) standards at the time the signal was installed. The signal heads and mast-arms no longer comply with the current Manual of Uniform Traffic Control Devices (MUTCD) or AASHTO Standards. A right turn lane for north to east movements has been identified as needed. The project would reconstruct the signal system, upgrade the corners, and add the north to east bound right turn lane.

Discussion of Progress:

Justification:

The traffic signal at 35th Avenue and 16th Street needs to be reconstructed; two of the existing traffic signal poles have been damaged due to traffic accidents and the 12,8,8, signal heads need to be improved to the new 12,12,12 standard. In addition signal back plates need to be installed to provide increased visibility or the signal indications. In 2010 this intersection saw an accident rate of .76 and a total of 10 accidents. By completing these improvements we would expect this number to drop. In addition, traffic has been cheating by to pass stopped cars and make right turns on red, north to east bound. The lanes have been re-striped to limit this, but complaints are being received about the lack of a right turn lane.

Revenue Detail:

GL Account	Description					
Expense						
8202	Construction	0	0	0	0	150,000
	Total Expense	0	0	0	0	150,000

Impact on Operating Budget:

Project Summary

Project Number:	14111	Budget Year:	
Project Title:	43rd Ave. @ 10th St. replace west bound pole and mast arm to add left turns E/W	Council Priority:	Safety- Traffic Safety
Division:	Transportation Services	Budget Status:	Data Entry
Project Type:	Infrastructure Maintenance	Regions:	0 - Multiple Wards
Year Identified:	2012	Location:	43rd Ave @ 10th St
Fund:	301 - Public Improvement	Project Manager:	Eric Bracke
Budget Unit #:		Project Status	Unfunded

Description:

43rd Ave. @ 10th St. replace WB pole and mast arm to add left turns E/W. The poles that are currently in place do not have the structural integrity to accommodate additional signal heads. Replacing the poles and adding the left turn phases will reduce delay and increase safety.

Discussion of Progress:

Justification:

This improvement will increase safety, reduce delay, and improve traffic flow at the intersection and along the 10th Street Corridor

Revenue Detail:

GL Account	Description					
Expense						
8202	Construction	0	0	0	0	25,000
	Total Expense	0	0	0	0	25,000

Impact on Operating Budget:

Project Summary

Project Number:	14113	Budget Year:	
Project Title:	Purchase 4 UPS systems to be installed at 26th Ave, 37th Ave Ct., 43rd Ave. 54th Ave. @ 10th St.	Council Priority:	Safety- Traffic Safety
Division:	Transportation Services	Budget Status:	Data Entry
Project Type:	Infrastructure Maintenance	Regions:	0 - Multiple Wards
Year Identified:	2012	Location:	26th Ave, 37th Ave Ct., 43rd Ave. 54th Ave. @ 10th St.
Fund:	301 - Public Improvement	Project Manager:	Eric Bracke
Budget Unit #:		Project Status	Unfunded

Description:

Purchase 4 (UPS) uninterrupted power supply systems to be installed at 26th Ave, 37th Ave Ct., 43rd Ave. 54th Ave. @ 10th St. Uninterrupted power supply has proven to be an effective means of eliminating traffic congestion during power outages. The 10th Street Corridor is an important corridor for the City with major traffic flows. Interruptions in power to the traffic signals causes major congestions and creates a safety issue

Discussion of Progress:

Justification:

This improvement will increase safety and improve traffic flow during power outages. The intersections slated for cabinet replacement would be along the major arterials within the City. When power outages occur, major traffic "jams" occur without the UPS system in place.

Revenue Detail:

GL Account	Description					
Expense						
8202	Construction	0	0	0	0	20,000
	Total Expense	0	0	0	0	20,000

Impact on Operating Budget:

Project Summary

Project Number:	14114	Budget Year:	
Project Title:	Install new cabinet w/uninterrupted power supply system at 7 intersections	Council Priority:	Safety- Traffic Safety
Division:	Transportation Services	Budget Status:	Data Entry
Project Type:	Infrastructure Maintenance	Regions:	0 - Multiple Wards
Year Identified:	2012	Location:	Various Locations
Fund:	301 - Public Improvement	Project Manager:	Eric Bracke
Budget Unit #:		Project Status	Unfunded

Description:

The traffic operations division is trying to place uninterrupted power supply (UPS) cabinets along the major corridors, as well as a standard for new signal construction. The cabinets reduce congestion and improve safety to the motoring public during power outages

Discussion of Progress:

Justification:

This improvement will increase safety and improve traffic flow during power outages. The intersections listed are along the 10th Street corridor which is the 2nd highest travel corridor in the City. When power outages occur, major traffic "jams" occur without the UPS system in place.

Revenue Detail:

GL Account	Description					
Expense						
8202	Construction	0	0	0	0	30,000
	Total Expense	0	0	0	0	30,000

Impact on Operating Budget:

Project Summary

Project Number:	14115	Budget Year:	
Project Title:	Upgrade 20 lighted street name signs to LED	Council Priority:	Safety- Traffic Safety
Division:	Transportation Services	Budget Status:	Data Entry
Project Type:	Infrastructure Maintenance	Regions:	0 - Multiple Wards
Year Identified:	2012	Location:	Various Locations
Fund:	301 - Public Improvement	Project Manager:	Eric Bracke
Budget Unit #:		Project Status	Unfunded

Description:

Upgrade 20 lighted street name signs to LED along City corridors. Many of the lighted street name signs in place today have begun to show wear and tear and are unsightly. Many are experiencing failures and need to be replaced.

Discussion of Progress:

Justification:

Improves information and way finding to the traveling public as well as saving energy.

Revenue Detail:

GL Account	Description					
Expense						
8202	Construction	0	0	0	0	50,000
	Total Expense	0	0	0	0	50,000

Impact on Operating Budget:

Project Summary

Project Number:	88	Budget Year:	
Project Title:	11th Ave/34 Bypass Right Turn Improvements	Council Priority:	Safety- Traffic Safety
Division:	Engineering	Budget Status:	Data Entry
Project Type:	Road Development	Regions:	2- 16 St South/23 Ave East
Year Identified:	2012	Location:	11th Ave/34 Bypass
Fund:	301 - Public Improvement	Project Manager:	Steve Bagley
Budget Unit #:		Project Status	Unfunded

Description:

Safety/Congestion improvements to NW Corner of intersection of 11th Avenue and US 34 Bypass. Current right turn land lacks visibility, is too sharp, and is unsafe for pedestrians. Need to purchase one residential property to properly construct improvements, remove the house, and re-construct the lot to provide for entryway open space/landscape features. The estimated cost of \$350,00 (2014 dollars) is based on purchasing the property, demolishing the house, and re-landscaping the lot with modest entryway amenities.

Discussion of Progress:

Justification:

Peak hour traffic blocks the southbound right turn lane and the westbound lane is not used properly. Need to purchase the property at NW corner to ease traffic congestion through west bound land, and need to widen and upgrade the right turn lane. This property purchase will also provide an opportunity for a more pleasing entryway to 11th Avenue

Revenue Detail:

GL Account	Description					
Expense						
8202	Construction	0	0	0	0	750,000
8204	Contingency	0	0	0	0	45,000
8206	Design Fees	0	0	0	0	50,000
8232	Project Management	0	0	0	0	30,000
8236	Soils Investigation	0	0	0	0	4,000
8238	Surveying	0	0	0	0	6,000
8240	Testing And Inspection	0	0	0	0	4,000
9303	Public Art Fund	0	0	0	0	3,500
	Total Expense	0	0	0	0	892,500

Impact on Operating Budget:

Project Summary

Project Number:	404	Budget Year:	
Project Title:	O Street/47th Avenue Realignment	Council Priority:	Safety- Traffic Safety
Division:	Engineering	Budget Status:	Data Entry
Project Type:	Road Development	Regions:	1- 16 St North/35 Ave East
Year Identified:	2012	Location:	O Street/47th Avenue Realignment
Fund:	301 - Public Improvement	Project Manager:	Steve Bagley
Budget Unit #:		Project Status	Unfunded

Description:

Acquire additional Right of Way, realign "O" Street to eliminate unsafe curves, and realign the intersection with 47th Avenue. This project can potentially be coordinated with a new open space lake area for recreation purposes. The estimated cost of \$2. 5M is based on 2014 dollars.

Discussion of Progress:

Justification:

The existing horizontal alignment of "O" Street has sharp curves that are not within safety standards. This is a high accident area. This project provides an opportunity to purchase the gravel pit area, solve the arterial road alignment problems, and provide potential for recreational lake area.

Revenue Detail:

GL Account	Description					
Expense						
8202	Construction	0	0	0	0	1,814,000
8206	Design Fees	0	0	0	0	170,000
8212	Land/Building Cost/Demo	0	0	0	0	360,000
8214	Legal Publications	0	0	0	0	1,000
8232	Project Management	0	0	0	0	67,000
8236	Soils Investigation	0	0	0	0	6,000
8238	Surveying	0	0	0	0	22,000
8240	Testing And Inspection	0	0	0	0	60,000
9303	Public Art Fund	0	0	0	0	25,000
	Total Expense	0	0	0	0	2,525,000

Impact on Operating Budget:

Project Summary

Project Number:	14117	Budget Year:	
Project Title:	Comprehensive City Wide Signal Timing	Council Priority:	Safety- Traffic Safety
Division:	Transportation Services	Budget Status:	Data Entry
Project Type:	Infrastructure Maintenance	Regions:	0 - Multiple Wards
Year Identified:	2012	Location:	City Wide
Fund:	301 - Public Improvement	Project Manager:	Eric Bracke
Budget Unit #:		Project Status	Unfunded

Description:

Comprehensive City Wide Signal Timing

Discussion of Progress:

Justification:

The last comprehensive signal timing program in Greeley was approximately 10 years ago. The traffic operations divisions has made many adjustments to the signal timings to the 116 signals within the community since that time. However, a comprehensive fresh look at the signal timings in place should occur over three years based on Institute of Transportation Engineers (ITE) standards.

Revenue Detail:

GL Account	Description					
Expense						
8202	Construction	0	0	0	0	135,000
	Total Expense	0	0	0	0	135,000

Impact on Operating Budget:

Project Summary

Project Number:	14120	Budget Year:	
Project Title:	11th Ave. @ 16th St. bore new conduit and add pull boxes	Council Priority:	Safety- Traffic Safety
Division:	Transportation Services	Budget Status:	Data Entry
Project Type:	Infrastructure Maintenance	Regions:	0 - Multiple Wards
Year Identified:	2012	Location:	11th Ave. @ 16th St.
Fund:	301 - Public Improvement	Project Manager:	Eric Bracke
Budget Unit #:		Project Status	Unfunded

Description:

11th Ave. @ 16th St. bore new conduit and add pull boxes

Discussion of Progress:

Justification:

This intersection is very old and the pull boxes are in the street rather than off to the side. Maintenance at this intersection is difficult and we are unable to add detection to make the intersection more efficient due to the poor condition of the conduit.

Revenue Detail:

GL Account	Description					
Expense						
8202	Construction	0	0	0	0	60,000
	Total Expense	0	0	0	0	60,000

Impact on Operating Budget:

Project Summary

Project Number:	14122	Budget Year:	
Project Title:	37th Ave. Ct. @ 10th St. replace poles east and west bound to add left turn signal heads	Council Priority:	Safety- Traffic Safety
Division:	Transportation Services	Budget Status:	Data Entry
Project Type:	Infrastructure Maintenance	Regions:	0 - Multiple Wards
Year Identified:	2012	Location:	37th Ave. Ct. @ 10th St.
Fund:	301 - Public Improvement	Project Manager:	Eric Bracke
Budget Unit #:		Project Status	Unfunded

Description:

37th Ave. @ 10th St. replace WB pole and mast arm to add left turns E/W. The poles that are currently in place do not have the structural integrity to accommodate additional signal heads. Replacing the poles and adding the left turn phases will reduce delay and increase safety.

Discussion of Progress:

Justification:

This improvement will increase safety, reduce delay, and improve traffic flow at the intersection and along the 10th Street Corridor

Revenue Detail:

GL Account	Description					
Expense						
8202	Construction	0	0	0	0	60,000
	Total Expense	0	0	0	0	60,000

Impact on Operating Budget:

Project Summary

Project Number:	14108	Budget Year:	
Project Title:	ADA Portable Walkway/Matt for wheelchair access	Council Priority:	Image-Quality of Life
Division:	Island Grove	Budget Status:	Data Entry
Project Type:	Parks/Recreation	Regions:	1- 16 St North/35 Ave East
Year Identified:	2012	Location:	Island Grove Park 501 North 14th Avenue
Fund:	301 - Public Improvement	Project Manager:	Tom Welch
Budget Unit #:		Project Status	Unfunded

Description:

ADA walkway systems are designed to provide ADA compliant access to any on-ground application for special events that do not have compliant surfaces (such as grass/turf or dirt) within the community. Designed specifically for persons with disabilities, the portability allows flexibility in location for a variety of events such as the Greeley Stampede (arena access), Neighborhood Nights (typically located on turf, which is not considered ADA accessible), Arts Picnic, Blues Jam, Oktoberfest, etc.

Discussion of Progress:

Justification:

Part of the Island Grove Master Plan focuses on the vision of the City, County, and Island Grove users to create a plan for facilities to meet current and future needs for the community to hold public and private events.

Revenue Detail:

GL Account	Description					
Expense						
8202	Construction	0	0	0	0	50,000
	Total Expense	0	0	0	0	50,000

Impact on Operating Budget:

Project Summary

Project Number: 14109
Project Title: Facilities equipment (scissor lift)
Division: Facilities Management
Project Type: Public Buildings Repair/Replacement
Year Identified: 2014
Fund: 301 - Public Improvement
Budget Unit #:

Budget Year:
Council Priority: Infrastructure & Growth- Public Facilities & Equip
Budget Status: Data Entry
Regions: 0 - Multiple Wards
Location: Various Locations
Project Manager: Dale Blehm
Project Status: Unfunded

Description:

Purchase a scissor lift for the purpose of maintain interior and exterior building lights and parking lot lighting. Buildings would include fire stations, CPR buildings, City Hall, City Hall Annex, and Lincoln Park Annex.

Discussion of Progress:

Justification:

Currently we are using a ladder to replace most of our lighting which is unsafe on our higher ceilings. We have 14' and 16' ladders, but some of these ceilings are 22'-25' tall so we have to rent a scissor lift to change out the lighting.

Revenue Detail:

GL Account	Description					
Expense						
8244	Capital Equipment >\$5,000	0	0	0	0	27,500
	Total Expense	0	0	0	0	27,500

Impact on Operating Budget:

Project Summary

Project Number:	361	Budget Year:	
Project Title:	Public Safety Training Center	Council Priority:	Safety-Emergency Readiness & Response
Division:	Operations	Budget Status:	Data Entry
Project Type:	Public Buildings Repair/Replacement	Regions:	4 - 10 St North/23 Ave West
Year Identified:	2012	Location:	Northwest of 35th Avenue & 4th Street
Fund:	301 - Public Improvement	Project Manager:	Rafael Samaniego
Budget Unit #:		Project Status	Unfunded

Description:

As a basic and essential governmental service, the importance of Public Safety is expressed in Greeley's 2060 Comprehensive Plan, in resident surveys, and as a key 2014 Council priority. In setting its 2014 priorities, Council acknowledged the priority of Public Safety, specifically in the subsection of Emergency Readiness and Response work program #23, identifies the development of a Public Safety Training Facility. Fire fighters, police officers, and certain other City workers must maintain certain levels of training to meet national standards, maintain certifications and proficiencies to perform their jobs as expected by the community they serve. The Greeley Fire Department currently does not have a facility to maintain fire fighting skills in a realistic and controlled environment. Likewise, police officers do not have a facility to realistically train SWAT and search/apprehend procedures. Development of a multi-use facility offers the opportunity to maximize the use of public funds and enhance the training environment across multiple disciplines and agencies. Designing a facility suitable for the training needs of multiple City departments will reduce duplication of funds for infrastructure, equipment, land and, importantly, provide a venue that would support interdisciplinary response training which would promote comprehensive preparedness and better replicate real life experiences. An effective training center is comprised of multiple components including land acquisition, live fire burn house, multiple story search and rescue/apprehension tower, shoot house, and a storage/administrative building.

Discussion of Progress:

Justification:

The Fire Department does not have a training facility to meet required national and local certification training standards for Fire, Police, Public Works, and other City departments. At present, the Fire Department cannot provide live fire training in a departmental facility, which exposes the fire fighters to a greatly increased risk when responding to and operating at structure fires. The proposed training center will be available for multiple disciplines thereby accommodating training needs for several departments.

Revenue Detail:

The City of Greeley is finalizing land acquisition for this project and has received a grant award from Colorado Department of Local Affairs (DOLA) for \$635,000. The General Fund has provided \$660,000 in match funding for a total of \$1,295,000 for the first phase of this project.

GL Account	Description					
Expense						
8202	Construction	0	0	0	0	3,002,777
8203	Construction - City Depts	0	0	0	0	672,000
8204	Contingency	0	0	0	0	324,660
8206	Design Fees	0	0	0	0	162,750
8214	Legal Publications	0	0	0	0	8,400
8216	Miscellaneous	0	0	0	0	15,750
8222	Off-Site Improve/Dev Fees	0	0	0	0	282,450
8224	Operating Supplies	0	0	0	0	33,600
8226	Permits, Fees, Etc	0	0	0	0	57,750
8228	Printing, Copying	0	0	0	0	4,200
8232	Project Management	0	0	0	0	25,200
8234	Repair/Maint Supplies	0	0	0	0	20,102
8236	Soils Investigation	0	0	0	0	21,420
8238	Surveying	0	0	0	0	30,450
8240	Testing And Inspection	0	0	0	0	47,250
8242	Utility Services	0	0	0	0	27,300

Project Summary

9301	Public Improvement Fund	0	0	0	0	63,941
	Total Expense	0	0	0	0	4,800,000

Impact on Operating Budget:

Project Summary

Project Number: 894
Project Title: Island Grove Duran Property Purchase
Division: Island Grove
Project Type: Parks/Recreation
Year Identified: 2012
Fund: 301 - Public Improvement
Budget Unit #:

Budget Year:
Council Priority: Image-Quality of Life
Budget Status: Data Entry
Regions: 1- 16 St North/35 Ave East
Location: Island Grove Park 501 North 14th Avenue
Project Manager: Tom Welch
Project Status: Unfunded

Description:

Purchase of the Duran property located east of 21st Ave. and north of C street and construction of gravel road for west entry and exit into Island Grove Regional Park.

Discussion of Progress:

Justification:

Identified in the 1992 Island Grove Master Plan as a much needed West entry/exit for Island Grove. This would be a big benefit for the Greeley Stampede and several City of Greeley Departments which would use the gravel road as a shortcut to get to North and West Greeley. The land could also be used as storage for material for Water and Streets Departments

Revenue Detail:

GL Account	Description					
Expense						
8212	Land/Building Cost/Demo	0	0	0	0	300,000
	Total Expense	0	0	0	0	300,000

Impact on Operating Budget:

Project Summary

Project Number: 802
Project Title: Linn Grove Columbarium Garden
Division: Parks
Project Type: Parks Maintenance/Improvement
Year Identified: 2012
Fund: 301 - Public Improvement
Budget Unit #:

Budget Year:
Council Priority: Infrastructure & Growth- Public Facilities & Equip
Budget Status: Data Entry
Regions: 2- 16 St South/23 Ave East
Location: Linn Grove Cemetery @ 1700 Cedar Ave.
Project Manager: David Naill
Project Status: Unfunded

Description:

Installation of 124 niche columbarium at Linn Grove Cemetery

Discussion of Progress:

Justification:

This installation will add an additional 124 niche Columbarium to the existing inventory at Linn Grove. The existing infrastructure is at approximately 85% capacity. Cremation is approaching 40% of total burials per year at the Linn Grove facility. This equates to nearly 60 cremation services at Linn Grove annually. In order for the cemetery to continue to provide these services, additional construction is needed. It is expected that the existing facility will be at capacity by the close of 2012.

Revenue Detail:

GL Account	Description					
Expense						
8202	Construction	0	0	0	0	85,000
	Total Expense	0	0	0	0	85,000

Impact on Operating Budget:

Project Summary

Project Number:	898	Budget Year:	
Project Title:	Monfort Concert Hall Pit Lift Replacement	Council Priority:	Infrastructure & Growth- Public Facilities & Equip
Division:	Culture & Public Art	Budget Status:	Data Entry
Project Type:	Infrastructure Maintenance	Regions:	1- 16 St North/35 Ave East
Year Identified:	2012	Location:	UCCC @ 701 10th Ave
Fund:	301 - Public Improvement	Project Manager:	Jason Evenson
Budget Unit #:		Project Status	Unfunded

Description:

Replace the existing pit lift mechanism, the device that raises and lowers the front section of the stage from stage level to audience level to the basement, in the Monfort Concert Hall with a modern computer controlled lift device.

Discussion of Progress:

Justification:

The existing lift device is one of only two in existence in the world. During the installation of the device the manufacturer was purchased by a Canadian company and they will not support the device. There is one technician left that was on the installation of the lift, however he may be moving from the area and would be lost as a resource and the City of Greeley will be left to fend for itself at that point. A new modern lift device would be computer controlled with higher precision and more safety features, it would be supported by a reliable company with a good history and parts would be readily available. This device is critical to the operation of the theatre, is used daily to move equipment from storage in the basement to the stage. Approximately 25 times a year we set audience seating of 37 people on the lift at an approximate average ticket price of \$65 each. If the lift stopped working and was unusable we could suffer significant operational and financial losses.

Revenue Detail:

GL Account	Description					
Expense						
8202	Construction	0	0	0	0	1,000,000
8206	Design Fees	0	0	0	0	100,000
8214	Legal Publications	0	0	0	0	4,000
8232	Project Management	0	0	0	0	40,000
	Total Expense	0	0	0	0	1,144,000

Impact on Operating Budget:

Project Summary

Project Number:	167	Budget Year:	
Project Title:	Meeker Home Grounds Enhancement	Council Priority:	Image-Quality of Life
Division:	Culture & Public Art	Budget Status:	Data Entry
Project Type:	Infrastructure Maintenance	Regions:	1- 16 St North/35 Ave East
Year Identified:	2012	Location:	Meeker Home @ 1324 9th Avenue
Fund:	301 - Public Improvement	Project Manager:	Bill Armstrong
Budget Unit #:		Project Status	Unfunded

Description:

This project would complete the design of the Meeker Home park, add a gazebo, pathways, a second bathroom, sculptural elements, outdoor artifact elements, and landscaping to make it a more appealing destination in the University District.

Discussion of Progress:

Justification:

The Meeker Home has been identified as a significant community asset of the 9th Avenue corridor in the University District. The Meeker Home is a standalone historic house museum that can accommodate tour groups of 15-20 people, which is not conducive to increasing attendance at the museum. We have resorted to holding events on the lawn which draw crowds of nearly 200. Beautifying the Meeker Home grounds would encourage residents to use it for picnicking, visiting and rentals. It would also deter vandalism and homeless camping, which have occurred recently at the site. Having a shelter facility on the lawn will provide space to serve food, do demonstrations and programming out of the weather, and will be able to be rented out for picnics and parties which will increase revenue and attendance. A second bathroom will make it much easier to accommodate large groups of people. Improving the curb appeal of the Meeker Home has been on the museums master plan since 2001.

Revenue Detail:

GL Account	Description					
Expense						
8202	Construction	0	0	0	0	163,579
8206	Design Fees	0	0	0	0	15,000
8214	Legal Publications	0	0	0	0	1,500
8216	Miscellaneous	0	0	0	0	8,250
8226	Permits, Fees, Etc	0	0	0	0	7,500
8232	Project Management	0	0	0	0	8,775
8236	Soils Investigation	0	0	0	0	1,500
8240	Testing And Inspection	0	0	0	0	1,858
9301	Public Improvement Fund	0	0	0	0	2,038
	Total Expense	0	0	0	0	210,000

Impact on Operating Budget:

Project Summary

Project Number: 719
Project Title: Relocate Shell to Dock at UCCC
Division: Culture & Public Art
Project Type: Public Buildings Repair/Replacement
Year Identified: 2012
Fund: 301 - Public Improvement
Budget Unit #:

Budget Year:
Council Priority: Infrastructure & Growth- Public Facilities & Equip
Budget Status: Data Entry
Regions: 1- 16 St North/35 Ave East
Location: UCCC @ 701 10th Ave
Project Manager: Jason Evenson
Project Status: Unfunded

Description:

Enlarge the doors in the upstage wall of the Monfort Concert Hall stage so the orchestra shell walls can be taken out of the backstage theatre wings when they are not being used. See attached documentation.

Discussion of Progress:

Justification:

Having the shell always stored on stage left is a safety problem for performers who must navigate that area backstage during a show, in the near dark, and not run into the shell. The shell storage onstage is a violation of more than six large road show contracts each year. For larger shows, it also takes up valuable backstage area for sets, sound and lighting equipment, and costume quick changes for performers. This estimate generated by UCCC staff.

Revenue Detail:

GL Account	Description					
Expense						
8202	Construction	0	0	0	0	104,000
8204	Contingency	0	0	0	0	13,000
	Total Expense	0	0	0	0	117,000

Impact on Operating Budget:

Project Summary

Project Number:	712	Budget Year:	
Project Title:	Energy savings separation of UCCC from Recreation Center	Council Priority:	Infrastructure & Growth- Public Facilities & Equip
Division:	Culture & Public Art	Budget Status:	Data Entry
Project Type:	Public Buildings Repair/Replacement	Regions:	1- 16 St North/35 Ave East
Year Identified:	2012	Location:	UCCC @ 701 10th Ave
Fund:	301 - Public Improvement	Project Manager:	Jason Evenson
Budget Unit #:		Project Status	Unfunded

Description:

In 2013 Design and develop the separation plan with consultants and Xcel energy. Implement construction of the plan in 2014. Run new main supply lines from 11th Ave into the UCCC, install new pad mounted power transformers, install new service gear, metering, and install new power disconnects for road shows at the Union Colony Civic Center; completely separating power from the Downtown Recreation Center.

Discussion of Progress:

Justification:

Phase I of power upgrade of UCCC completed in 2008 generated engineering data to support a second phase of upgrades to separate the two buildings power supplies, see report dated Sep. 6 2007 attached. Separation will reduce peak loads at the Union Colony Civic Center and The Downtown Recreation center, RJ McNutt & Associates engineers estimate about \$47,000 per year savings. This would also increase the electrical capacity at the Union Colony Civic Center to accommodate ever increasing, contractual, power requirements of larger touring shows, see the attached sample page from a contract. Increased revenue would be generated by having larger more desirable shows at the UCCC and having the ability to charge higher ticket fees for the larger show. Estimates for this project come from the engineering report from RJ McNutt & Associates Inc. Contingency (8204) amount to account for trades not calculated by RJ McNutt.

Revenue Detail:

GL Account	Description					
Expense						
8202	Construction	0	0	0	0	722,140
	Total Expense	0	0	0	0	722,140

Impact on Operating Budget:

Project Summary

Project Number: 803
Project Title: Linn Grove Irrigation
Division: Parks
Project Type: Parks Maintenance/Improvement
Year Identified: 2012
Fund: 301 - Public Improvement
Budget Unit #:

Budget Year:
Council Priority: Infrastructure & Growth- Public Facilities & Equip
Budget Status: Data Entry
Regions: 5- Outside City
Location: Linn Grove Cemetery @ 1700 Cedar Ave.
Project Manager: David Naill
Project Status: Unfunded

Description:

This project will be the last step in eliminating the existing flood irrigation system in sections 17-23 in Linn Grove Cemetery. This area encompasses nearly 7 acres. The automated system will be tied to an existing pumping station and tapped in to the existing main line.

Discussion of Progress:

Justification:

This project will reduce water consumption by more than half. The current method is wasteful and costly. Additionally a labor savings of up to 1,200 hours per year will be realized. Complete installation will be contracted.

Revenue Detail:

GL Account	Description					
Expense						
8202	Construction	0	0	0	0	181,500
	Total Expense	0	0	0	0	181,500

Impact on Operating Budget:

Project Summary

Project Number: 84
Project Title: Public Works Street Facility Building
Division: Street Maintenance
Project Type: Infrastructure Maintenance
Year Identified: 2012
Fund: 301 - Public Improvement
Budget Unit #:

Budget Year:
Council Priority: Infrastructure & Growth- Public Facilities & Equip
Budget Status: Data Entry
Regions: 3- 10 St South/23 Ave West
Location: TBD
Project Manager: Dale Blehm
Project Status: Unfunded

Description:

Purchase property to build a new 50,000 square foot Street Division Facility which would allow for equipment to be stored inside and be further out west to better service the city. In addition, there would need to be three additional facilities, one 1,500 square feet for vegetation/chemical storage, one 10,000 square feet for salt storage and one 4,500 square feet for storing supplies and material. It would also help to have a fuel site at this location. The price per square footage for construction is estimated at \$100. The land would be purchased in 2015, the main facility in 2016 and the additional facilities in 2017.

Discussion of Progress:

Justification:

The existing Public Works Street shop located at 1203 3rd Street is in need of repair and remodeling as well as additional space is needed to keep equipment out of the weather elements and have enough room for the 40 plus employees the Division has.

Revenue Detail:

GL Account	Description					
Expense						
8202	Construction	0	0	0	0	7,700,000
8206	Design Fees	0	0	0	0	570,000
8212	Land/Building Cost/Demo	0	0	0	0	1,000,000
8232	Project Management	0	0	0	0	380,000
	Total Expense	0	0	0	0	9,650,000

Impact on Operating Budget:

Project Summary

Project Number:	253	Budget Year:	
Project Title:	Parking lot for Balsam Sports Park	Council Priority:	Image-Quality of Life
Division:	Parks	Budget Status:	Data Entry
Project Type:	Parks/Recreation	Regions:	1- 16 St North/35 Ave East
Year Identified:	2012	Location:	Balsam Sports Park @ 5401 W. 20th Street
Fund:	301 - Public Improvement	Project Manager:	Ken Musil
Budget Unit #:		Project Status	Unfunded

Description:

Purchase 2.5 acres located directly to the South of Balsam Sports Park for the construction of on site parking to serve Balsam Sports Park.

Discussion of Progress:

Justification:

Currently Balsam Sports Park does not have designated on-site parking. All sporting event parking is currently on street and in the surrounding residential neighborhood. This condition has generated complaints from the surrounding residences. In the short term, purchase of the 2.5 acre parcel to the south of the property would help to ease congested on street parking by providing an aggregate parking option. Design and paving of the parking lot would be completed in subsequent years.

Revenue Detail:

GL Account	Description					
Expense						
8202	Construction	0	0	0	0	253,275
8204	Contingency	0	0	0	0	29,700
8206	Design Fees	0	0	0	0	17,000
8226	Permits,Fees, Etc	0	0	0	0	400
8228	Printing, Copying	0	0	0	0	200
8232	Project Management	0	0	0	0	6,500
8234	Repair/Maint Supplies	0	0	0	0	1,000
8238	Surveying	0	0	0	0	2,500
8240	Testing And Inspection	0	0	0	0	2,000
	Total Expense	0	0	0	0	312,575

Impact on Operating Budget:

Project Summary

Project Number:	901	Budget Year:	
Project Title:	UCCC-Performance Equipment and Efficiency Improvements	Council Priority:	Infrastructure & Growth- Public Facilities & Equip
Division:	Culture & Public Art	Budget Status:	Data Entry
Project Type:	Infrastructure Maintenance	Regions:	1- 16 St North/35 Ave East
Year Identified:	2012	Location:	UCCC @ 701 10th Ave
Fund:	301 - Public Improvement	Project Manager:	Jason Evenson
Budget Unit #:	3010006007470000	Project Status	Unfunded

Description:

Replace the 25 year old platforming that is used onstage to elevate performers. Change a portion of the power on the Hensel Phelps Theatre stage to "isolated ground" power. Add a ladder from the catwalks over the Monfort Concert Hall to the grid over the stage.

Discussion of Progress:

Justification:

The 25 year old 4 foot by 8 foot and 3 foot by 8 foot platforming is worn out. Multiple repairs have been made but replacement parts are no longer available from the manufacturer. New platforming would be 2 sided and would have both a hard and carpeted surface available providing greater flexibility for the tenants. Changing the power in the Hensel Phelps Theater to include isolated ground power for audio would improve the quality of the sound system in that theatre by eliminating the 60 Hz buzz created by other inductive load devices (lighting, motors, etc). Adding a ladder in the Monfort Concert Hall would improve work efficiency by improving the traffic pattern to be able to get from one work area to the other without going down three floors and then back up three floors.

Revenue Detail:

GL Account	Description					
Expense						
8214	Legal Publications	0	0	0	0	2,000
8216	Miscellaneous	0	0	0	0	3,000
8229	Professional Services	0	0	0	0	55,000
	Total Expense	0	0	0	0	60,000

Impact on Operating Budget:

Project Summary

Project Number: 395
Project Title: Centennial Pool Shelters & Barbeque
Division: Recreation
Project Type: Parks Maintenance/Improvement
Year Identified: 2012
Fund: 301 - Public Improvement
Budget Unit #:

Budget Year:
Council Priority: Image-Quality of Life
Budget Status: Data Entry
Regions: 3- 10 St South/23 Ave West
Location: Centennial Village @ 1475 A Street
Project Manager: Phil Moya
Project Status: Unfunded

Description:

Build two shelters (similar to Twin Rivers Park) plus barbeque pits and picnic tables at Centennial Pool for corporate party rentals.

Discussion of Progress:

Justification:

Increased corporate, family picnic, class reunion, birthday party rentals at Centennial Pool while providing additional shade and protection from the sun for patrons using the facility. In addition, ability to use shelters during other times of the year other than the summer time (fall/spring).

Revenue Detail:

GL Account	Description					
Expense						
8202	Construction	0	0	0	0	158,500
	Total Expense	0	0	0	0	158,500

Impact on Operating Budget:

Project Summary

Project Number:	709	Budget Year:	
Project Title:	UCCC Accessibility Elevator to Third Floor	Council Priority:	Infrastructure & Growth- Public Facilities & Equip
Division:	Culture & Public Art	Budget Status:	Data Entry
Project Type:	Public Buildings Repair/Replacement	Regions:	1- 16 St North/35 Ave East
Year Identified:	2012	Location:	UCCC @ 701 10th Ave
Fund:	301 - Public Improvement	Project Manager:	Jason Evenson
Budget Unit #:	3010006007470000	Project Status	Unfunded

Description:

Extend passenger elevator to 3rd floor. Currently the elevator is shared between the Downtown Recreation Center and The Union Colony Civic Center and it services the first and second floors of the Civic Center Lobby but not the third floor.

Discussion of Progress:

Justification:

The third floor has 282 seats, average selling price of \$39, which equals \$10,998 in potential revenue for a single show. In other terms (and at those prices), it only takes 150 people (buying two tickets) for the entire year, to make the \$10K. Even at half that price, it would be 300 customers, divided by 30 shows, is just 10 customers per show. Annual attendance of 130,000 at UCCC. The estimate for this project was generated by Norman Lawrence the 2A Engineer with the City of Greeley, based on the City Hall elevator project, accounting for 5% inflation per year until project bid date.

Revenue Detail:

GL Account	Description					
Expense						
8202	Construction	0	0	0	0	425,250
8204	Contingency	0	0	0	0	45,500
8206	Design Fees	0	0	0	0	13,000
8214	Legal Publications	0	0	0	0	1,300
8216	Miscellaneous	0	0	0	0	39,000
8218	Miscellaneous Design	0	0	0	0	6,500
8232	Project Management	0	0	0	0	10,400
8240	Testing And Inspection	0	0	0	0	6,500
8242	Utility Services	0	0	0	0	6,500
	Total Expense	0	0	0	0	553,950

Impact on Operating Budget:

Project Summary

Project Number: 746
Project Title: Add Restrooms-Monfort Concert Hall
Division: Culture & Public Art
Project Type: Public Buildings Repair/Replacement
Year Identified: 2012
Fund: 301 - Public Improvement
Budget Unit #:

Budget Year:
Council Priority: Infrastructure & Growth- Public Facilities & Equip
Budget Status: Data Entry
Regions: 1- 16 St North/35 Ave East
Location: UCCC @ 701 10th Ave
Project Manager: Jason Evenson
Project Status: Unfunded

Description:

Add restrooms on the third floor of the Monfort Concert Hall lobby. Adding a men's with 3 stalls and a women's with 8 stalls.

Discussion of Progress:

Justification:

There are 350 seats on the third floor of the Monfort Concert Hall, 20% of the total seating capacity, affected by having to climb an initial 25 stairs from the second to third floor. Many elderly patrons, and families with small children do not buy seats on the third floor knowing that to use the restroom during a 15 minute intermission they would have to climb down and back up the stairs, a physical impossibility for some. Selling seats to this group would increase ticket sales by about \$2,000 annually. The number of stalls requested is based on needing to get audience through the bathrooms in the average intermission time of 15 minutes. Assuming 1/2 the audience is women and that only 1/2 of them have to use the restroom at intermission that means there's 88 people to get through 8 women's stalls in 15 minutes, that's just over 82 seconds occupancy per person. The initial project estimates for this were completed by Norman Lawrence of the 2A management team.

Revenue Detail:

GL Account	Description					
Expense						
8202	Construction	0	0	0	0	130,000
	Total Expense	0	0	0	0	130,000

Impact on Operating Budget:

Project Summary

Project Number: 900
Project Title: UCCC Moving Light Replacement
Division: Culture & Public Art
Project Type: Infrastructure Maintenance
Year Identified: 2012
Fund: 301 - Public Improvement
Budget Unit #: 3010006007470000

Budget Year:
Council Priority: Infrastructure & Growth- Public Facilities & Equip
Budget Status: Data Entry
Regions: 1- 16 St North/35 Ave East
Location: UCCC @ 701 10th Ave
Project Manager: Jason Evenson
Project Status: Unfunded

Description:

Modern live entertainment utilizes multitudes of moving head and moving mirror light fixtures. These are light fixtures that have motors in them to move the direction that a light is aimed, internally they can change color and have lighting patterns change all with the touch of a button on a computer controlled console. The Union Colony Civic Center owns 12 of these types of fixtures that were introduced in the early 90's, this project would replace the moving light fixtures used at the UCCCC with more modern technology.

Discussion of Progress:

Justification:

Technology has advanced to the point that we should update our equipment to take advantage of brighter more power efficient fixtures. Having newer fixtures would allow for higher per fixture rental rate and likely increase rental frequency. Estimated at 10 fixtures at \$10 each rented 10 times in a year. As the fixtures we currently own become more obsolete they become more difficult to find replacement parts for and increasingly difficult to rent. Eventually there will be a reduction in our revenue generation if not replaced, either from lack of demand or non functioning un-repairable units. There would be maintenance but it shouldn't be any more than our current fixtures so no budget impact. This would be an equipment only purchase of fixtures that are mobile, and temporary so there is no design or installation necessary.

Revenue Detail:

GL Account	Description					
Expense						
8214	Legal Publications	0	0	0	0	2,000
8244	Capital Equipment >\$5,000	0	0	0	0	88,000
	Total Expense	0	0	0	0	90,000

Impact on Operating Budget:

Project Summary

Project Number:	896	Budget Year:	
Project Title:	Hensel Phelps Theater Conversion to LED	Council Priority:	Infrastructure & Growth- Public Facilities & Equip
Division:	Culture & Public Art	Budget Status:	Data Entry
Project Type:	Infrastructure Maintenance	Regions:	1- 16 St North/35 Ave East
Year Identified:	2012	Location:	UCCC @ 701 10th Ave
Fund:	301 - Public Improvement	Project Manager:	Jason Evenson
Budget Unit #:		Project Status	Unfunded

Description:

Convert all of the theatrical lighting equipment in the Hensel Phelps Theater to LED. This would include the purchase of fixtures and control equipment.

Discussion of Progress:

Justification:

Theatrical Light Emitting Diode (LED) fixtures have advanced enough to adequately produce enough light to convert small entertainment spaces to use only LED fixtures. Hensel Phelps Theater would be an ideal space to utilize this energy saving technology. This project would be equipment purchase, installed by the Union Colony Civic Center's (UCCC) theater technicians. This should reduce the UCCC electrical operation by about \$1,500/year. Additional savings from the reduced heat load in the room, and thus the reduced use of Air Conditioning would be generated, estimates are currently unavailable for those savings. This project would fulfill a portion of the UCCC "green plan". Operational life is expected to be 50,000 hours so they shouldn't need maintenance for at least 10 years, based on projected theater use.

Revenue Detail:

GL Account	Description					
Expense						
8214	Legal Publications	0	0	0	0	2,000
8216	Miscellaneous	0	0	0	0	3,000
8244	Capital Equipment >\$5,000	0	0	0	0	116,000
	Total Expense	0	0	0	0	121,000

Impact on Operating Budget:

Project Summary

Project Number:	387	Budget Year:	
Project Title:	Exhibit Production Efficiency Enhancement	Council Priority:	Infrastructure & Growth- Public Facilities & Equip
Division:	Culture & Public Art	Budget Status:	Data Entry
Project Type:	Public Buildings Repair/Replacement	Regions:	1- 16 St North/35 Ave East
Year Identified:	2012	Location:	Centennial Village @ 1475 A Street
Fund:	301 - Public Improvement	Project Manager:	
Budget Unit #:		Project Status	Unfunded

Description:

This project provides for an electric scissor lift to reach high ceilings, additional electrical outlets, rewiring non-track lights into an accessible switch and prep for LEDs, repair pipes in the east gallery, add solar powered lights to lobby and atrium, retrofit track lights in Mezzanine gallery and Monfort House at Centennial Village with LED, add cabinets in Shipping & Receiving for the storage of exhibit material and exhibit production material.

Discussion of Progress:

Justification:

This project will complete the retrofitting of all the museum's track lighting with LEDs and should save us another \$400/year plus the savings in staff time changing and purchasing light bulbs (12 yrs. vs. 18 mos.). Further, adding solar lights to the atrium and skylight will be cost effective in energy savings and bulb replacement which currently costs \$160/each. There are a variety of electric wiring that will be accomplished to increase staff efficiency and will make us ADA-accessible for staff members. Currently light switches that are not on the main switch requires a long stick to turn off. The pipe joint replacement will ensure that a faulty part will not cause damage to artifacts on exhibit. The current lift we use was recently broken and is fixed enough to be able to use it but will likely not last another year. Cabinetry will allow more exhibit materials to be purchased in bulk reducing costs.

Revenue Detail:

GL Account	Description					
Expense						
8202	Construction	0	0	0	0	57,500
	Total Expense	0	0	0	0	57,500

Impact on Operating Budget:

Project Summary

Project Number:	315	Budget Year:	
Project Title:	Add Additional HVAC at Centennial Village	Council Priority:	Image-Quality of Life
Division:	Culture & Public Art	Budget Status:	Data Entry
Project Type:	Infrastructure Maintenance	Regions:	1- 16 St North/35 Ave East
Year Identified:	2012	Location:	Centennial Village @ 1475 A Street
Fund:	301 - Public Improvement	Project Manager:	Dale Blehm
Budget Unit #:		Project Status	Unfunded

Description:

Install a new heating/ventilation/air conditioning (HVAC) system in the fire hall, print shop, vehicle storage building, and the German-Russian house. An upgrade to the HVAC system in the Hall House is also part of this project.

Discussion of Progress:

Justification:

Currently, the buildings without HVAC get extremely hot in the summer, well over 100° at times, and very cold in the winter (sometimes freezing). Not only does this prevent our visitors from staying and enjoying these exhibit areas, but it is also extremely detrimental to the preservation of the museum's irreplaceable artifacts (a 1921 LaFrance fire engine, Germans from Russia related artifacts, historic furniture and textiles, and firefighting and printmaking equipment). The Hall House's system is antiquated; this space is our prime rental real estate and needs to be maintained if we are to continue to provide space for weddings and private events.

Revenue Detail:

GL Account	Description					
Expense						
8202	Construction	0	0	0	0	65,200
	Total Expense	0	0	0	0	65,200

Impact on Operating Budget:

Project Summary

Project Number:	897	Budget Year:	
Project Title:	Monfort Concert Hall Lighting Improvements	Council Priority:	Infrastructure & Growth- Public Facilities & Equip
Division:	Culture & Public Art	Budget Status:	Data Entry
Project Type:	Infrastructure Maintenance	Regions:	1- 16 St North/35 Ave East
Year Identified:	2012	Location:	UCCC @ 701 10th Ave
Fund:	301 - Public Improvement	Project Manager:	Jason Evenson
Budget Unit #:		Project Status	Unfunded

Description:

Install 2 new 30 amp 220 volt circuits for followspots in the follow spot booth. Purchase and install 2 new followspots. Add a lighting hanging position over the pit, to facilitate this purchase 2 additional chain motors and a chain motor controller, 40 feet of box truss, associated extension cable and rigging supplies. Install a balcony rail position on the 1st balcony bull nose.

Discussion of Progress:

Justification:

4 Followspots are frequently required by performance contracts, when this happens we typically rent in ONE additional followspot as that is all that we have the power to run in the booth, however this creates a dangerously hot working condition without air conditioning in the booth. Installing additional power an followspots would reduce the rental costs and increase the safety (not having to haul rental equipment up and down ships ladders). Adding a lighting position over the pit would increase the ability to adequately light activity happening on or in the orchestra pit. Adding a balcony rail position would provide a ""required"" lighting position and we could stop putting lighting equipment in the sound area that blocks paying customers from seeing what's happening on the pit. This project is 50% new and 50% rehabilitation of what should have been installed when the facility was opened.

Revenue Detail:

GL Account	Description					
Expense						
8202	Construction	0	0	0	0	72,000
8206	Design Fees	0	0	0	0	8,500
8214	Legal Publications	0	0	0	0	4,000
	Total Expense	0	0	0	0	84,500

Impact on Operating Budget:

Project Summary

Project Number:	899	Budget Year:	
Project Title:	Media Server and HD Projectors at Monfort Concert Hall	Council Priority:	Infrastructure & Growth- Public Facilities & Equip
Division:	Culture & Public Art	Budget Status:	Data Entry
Project Type:	Infrastructure Maintenance	Regions:	1- 16 St North/35 Ave East
Year Identified:	2012	Location:	UCCC @ 701 10th Ave
Fund:	301 - Public Improvement	Project Manager:	Jason Evenson
Budget Unit #:		Project Status	Unfunded

Description:

Purchase and install a media server (a computer that stores video and photo files for theatrical display) in the Monfort Concert Hall. Purchase and install two HD projectors for use with the IMAG (image magnification) system.

Discussion of Progress:

Justification:

Utilization of a media server through the IMAG system greatly enhances the visual experience of the audience at the UCCC, a better visual experience will command a higher ticket price per seat. Audiences are experiencing HD quality visuals in everyday life on their phones, in their homes, and they expect high quality when they attend performances at the UCCC. Upgrading projectors and lenses to HD keeps us within their expectations. This is equipment only purchase and will be installed by UCCC theatre technicians.

Revenue Detail:

GL Account	Description					
Expense						
8214	Legal Publications	0	0	0	0	2,000
8244	Capital Equipment >\$5,000	0	0	0	0	115,000
	Total Expense	0	0	0	0	117,000

Impact on Operating Budget:

Project Summary

Project Number:	744	Budget Year:	
Project Title:	Add Dressing Rooms to Hensel Phelps Theatre	Council Priority:	Infrastructure & Growth- Public Facilities & Equip
Division:	Culture & Public Art	Budget Status:	Data Entry
Project Type:	Public Buildings Repair/Replacement	Regions:	1- 16 St North/35 Ave East
Year Identified:	2012	Location:	UCCC @ 701 10th Ave
Fund:	301 - Public Improvement	Project Manager:	Jason Evenson
Budget Unit #:		Project Status:	Unfunded

Description:

Add four dressing rooms, with makeup mirrors, sinks, restrooms and hanging racks to the Hensel Phelps theater. These will supplement the one stall that's in the theatre.

Discussion of Progress:

Justification:

Increase revenue by \$2,000 by making the theatre more useable. The Hensel Phelps theatre only has one small dressing room with running water for performers, four dressing rooms with water would be optimal. Increased amenities would lead to more rentals and greater revenue. Large community events like UNC Jazz Fest, All State Band, and large road shows all need additional dressing room space when in the building. These projected costs were generated by UCCC staff and checked by Public Works for reasonability.

Revenue Detail:

GL Account	Description					
Expense						
8202	Construction	0	0	0	0	62,900
8204	Contingency	0	0	0	0	6,250
8214	Legal Publications	0	0	0	0	1,500
8216	Miscellaneous	0	0	0	0	3,125
8232	Project Management	0	0	0	0	4,000
9301	Public Improvement Fund	0	0	0	0	40
	Total Expense	0	0	0	0	77,815

Impact on Operating Budget:

Project Summary

Project Number:	525	Budget Year:	
Project Title:	Kiwanis Park Expansion	Council Priority:	Image-Quality of Life
Division:	Parks	Budget Status:	Data Entry
Project Type:	Parks/Recreation	Regions:	1- 16 St North/35 Ave East
Year Identified:	2012	Location:	Kiwanis Park @ 501 N 14th Ave
Fund:	301 - Public Improvement	Project Manager:	Ken Musil
Budget Unit #:		Project Status	Unfunded

Description:

To further the expansion of Swanson Kiwanis Park by purchasing the final house located on the South East corner of Kiwanis Park. Phase I will involve the purchase of the property and phase II will include house removal, irrigation and landscape installation.

Discussion of Progress:

Justification:

The purchase of this lot will ensure the park has open visibility from 14th avenue to 15th avenue court. The purchase of this property is critical to establish site lines for patrol through this park as this park has been identified by Greeley P.D. as one associated with some of the highest levels of gang and drug activity. Advancement of this project is dependent on availability of the property. It is imperative that when the property becomes available, the opportunity not be missed.

Revenue Detail:

GL Account	Description					
Expense						
8202	Construction	0	0	0	0	2,500
8203	Construction - City Depts	0	0	0	0	13,835
8204	Contingency	0	0	0	0	1,000
8212	Land/Building Cost/Demo	0	0	0	0	150,000
8214	Legal Publications	0	0	0	0	400
8220	Moving	0	0	0	0	20,000
8228	Printing, Copying	0	0	0	0	400
8232	Project Management	0	0	0	0	2,250
8234	Repair/Maint Supplies	0	0	0	0	2,000
	Total Expense	0	0	0	0	192,385

Impact on Operating Budget:

Project Summary

Project Number:	902	Budget Year:	
Project Title:	UCCC Video Security System	Council Priority:	Infrastructure & Growth- Public Facilities & Equip
Division:	Culture & Public Art	Budget Status:	Data Entry
Project Type:	Infrastructure Maintenance	Regions:	1- 16 St North/35 Ave East
Year Identified:	2012	Location:	UCCC @ 701 10th Ave
Fund:	301 - Public Improvement	Project Manager:	Jason Evenson
Budget Unit #:	3010006007470000	Project Status	Unfunded

Description:

Hire a vendor to design and install a video security system at the UCCC.

Discussion of Progress:

Justification:

Frequently there are only two or three paid staff working large events at the UCCC, frequently from isolated remote positions in the building. At times it is impossible for them to see what is happening at the entrances to the building during that event. It is important for the security of the building for the staff to be aware of what is happening in the hallways, entries, and other areas of the building without leaving their assigned locations.

Revenue Detail:

GL Account	Description					
Expense						
8202	Construction	0	0	0	0	100,000
	Total Expense	0	0	0	0	100,000

Impact on Operating Budget:

Project Summary

Project Number:	163	Budget Year:	
Project Title:	Centennial Village Commercial District	Council Priority:	Image-Quality of Life
Division:	Culture & Public Art	Budget Status:	Data Entry
Project Type:	Infrastructure Maintenance	Regions:	1- 16 St North/35 Ave East
Year Identified:	2012	Location:	Centennial Village @ 1475 A Street
Fund:	301 - Public Improvement	Project Manager:	Bill Armstrong
Budget Unit #:		Project Status	Unfunded

Description:

This project will continue work on the Commercial District at Centennial Village, which has been a part of the museum's master plan since 2001. It will provide additional exhibit space to show 1920-1940s businesses, additional storage for equipment and supplies, and store front exhibit cases. The project will include an Opera House representing Greeley's early businesses and will allow for both temporary exhibition display and year-round rental of the facility for weddings, meetings, and dinner theater presentations. The streetscape between existing and new buildings will be built to complete this portion of the village. The facility will seat 400.

Discussion of Progress:

Justification:

Completing the Commercial District at Centennial Village has been a part of the museum's master plan since 2001 and was rated as a high priority then and in the 2006 review. The Sheriff's Office would strengthen our partnership with Weld County and \$38,000 has already been raised as matching funds for this part of the project. These buildings would be furnished with mostly hands-on interactive exhibits to further enhance the living history educational experience by visitors and school children.

Revenue Detail:

GL Account	Description					
Expense						
8202	Construction	0	0	0	0	523,150
8204	Contingency	0	0	0	0	28,675
8206	Design Fees	0	0	0	0	2,100
8208	Furniture,Fixtures,Equipment	0	0	0	0	10,500
8228	Printing, Copying	0	0	0	0	20,300
8238	Surveying	0	0	0	0	4,200
8242	Utility Services	0	0	0	0	15,750
9301	Public Improvement Fund	0	0	0	0	6,047
	Total Expense	0	0	0	0	610,722

Impact on Operating Budget:

Project Summary

Project Number:	814	Budget Year:	
Project Title:	Plumb Farm Access & Parking Lot	Council Priority:	Image-Quality of Life
Division:	Culture & Public Art	Budget Status:	Data Entry
Project Type:	Street Maintenance	Regions:	4 - 10 St North/23 Ave West
Year Identified:	2012	Location:	Plumb Farm @ 955 39th Ave
Fund:	301 - Public Improvement	Project Manager:	Bill Armstrong
Budget Unit #:		Project Status	Unfunded

Description:

This project will create an improved (paved) access road into the Plumb Farm and terminate in a paved parking lot.

Discussion of Progress:

Justification:

Currently there is only street parking at this site. Without parking, we are unable to develop the Plumb Farm property into a useable space for events and programming. Improving the access and parking will increase attendance and safety of the attendees to the farm. Adding parking on site will alleviate street congestion and improve neighborhood relations with surrounding businesses and residents. The estimates for this project come from Burnett Consulting Engineering dated July 6, 2007 with amounts added for inflation.

Revenue Detail:

GL Account	Description					
Expense						
8202	Construction	0	0	0	0	307,121
8204	Contingency	0	0	0	0	8,800
8206	Design Fees	0	0	0	0	2,000
8214	Legal Publications	0	0	0	0	850
8226	Permits,Fees, Etc	0	0	0	0	2,356
8228	Printing, Copying	0	0	0	0	3,000
8229	Professional Services	0	0	0	0	28,000
8232	Project Management	0	0	0	0	20,000
8236	Soils Investigation	0	0	0	0	1
8238	Surveying	0	0	0	0	1
8240	Testing And Inspection	0	0	0	0	700
8244	Capital Equipment >\$5,000	0	0	0	0	1,000
9301	Public Improvement Fund	0	0	0	0	3,738
	Total Expense	0	0	0	0	377,567

Impact on Operating Budget:

Project Summary

Project Number:	14123	Budget Year:	
Project Title:	Poudre River Corridor and Regional Trail Initiative	Council Priority:	Safety- Traffic Safety
Division:	Transportation Services	Budget Status:	Data Entry
Project Type:	Infrastructure Maintenance	Regions:	0 - Multiple Wards
Year Identified:	2012	Location:	Poudre River Corridor and Regional Trail
Fund:	301 - Public Improvement	Project Manager:	Eric Bracke
Budget Unit #:		Project Status	Unfunded

Description:

Poudre River Corridor and Regional Trail Initiative will be used in conjunction with the COGO grant. This will be used to purchase open space along the corridor.

Discussion of Progress:

Justification:

Revenue Detail:

GL Account	Description					
Expense						
8202	Construction	0	0	0	0	6,898,150
	Total Expense	0	0	0	0	6,898,150

Impact on Operating Budget:





FUND 303
PUBLIC ART



2015-2019 Five Year Plan

Public Art - Fund 303

	2013 Actual	2014 Revised Budget	2015	2016	2017	2018	2019	TOTAL 2015-2019
Beginning Available Cash Balance	\$ -	\$ 1,083,885	\$ 889,239	\$ 823,224	\$ 646,145	\$ 210,219	\$ (150,534)	
Revenue								
4723 - Commissions	-	1,000	1,000	1,000	-	-	-	2,000
5612-5621 - Investment Earnings	1,617	-	-	-	-	-	-	-
5788 - Contributions	-	79,981	-	-	-	-	-	-
6001 - General Fund	-	88,700	77,316	73,997	-	-	-	151,313
6301 - Public Improvement	263,258	2,589	-	-	-	-	48,500	48,500
6312 - Road Development	-	19,966	46,871	15,500	30,450	35,050	76,500	204,371
6316 - Trails Development	-	-	663	-	-	3,636	-	4,299
6318 - Quality of Life	-	13,588	11,111	9,699	5,032	-	-	25,842
6402 - Sewer Construction	7,666	60,818	37,000	50,500	72,500	8,500	-	168,500
6404 - Water	866,362	-	-	-	-	-	-	-
6405 - Water Construction	164,731	169,100	222,500	161,550	27,100	2,000	2,000	415,150
6412 - Stormwater Construction	-	11,838	21,100	5,170	23,060	11,073	19,870	80,273
Total Revenue	\$ 1,303,634	\$ 447,580	\$ 417,561	\$ 317,416	\$ 158,142	\$ 60,259	\$ 146,870	\$ 1,100,248
Expenditures								
Miscellaneous	145	-	-	-	-	-	-	-
Public Art Coordinator	51,377	47,297	35,356	32,037	-	-	-	67,393
Sculpture on Loan	33,059	25,780	26,037	26,037	-	-	-	52,074
Tointon Gallery	17	13,624	13,893	13,893	-	-	-	27,786
Public Art Community Outreach	605	3,000	3,030	3,030	-	-	-	6,060
AUTO - 433 Public Art Installations	-	10,000	10,100	11,200	12,320	13,552	14,907	62,079
AUTO - 434 Public Art Maintenance	5,612	11,500	21,500	12,650	12,650	12,650	12,650	72,100
Homestead Park Art Project	32,947	-	-	-	-	-	-	-
UCCC Water Fountain	41,296	-	-	-	-	-	-	-
323 - Art Commemorative Sculpture	19	65,544	-	-	-	-	-	-
2077 - CV Fence Phase II	48,432	46,044	-	-	-	-	-	-
2081 - Manhole Cover Art	289	17,311	-	-	-	-	-	-
South 8th Avenue Entryway	-	20,000	-	-	-	-	-	-
2079 - Xcel Substation 23 Av	-	184,125	-	-	-	-	-	-
4 1071 - Uptown Trees	103	125,266	129,125	129,125	-	-	-	258,250
6 14135 - Illustrated Water History Book	-	-	24,500	66,069	-	-	-	90,569
8 14136 - Island Grove Playground Art	-	-	37,100	-	-	-	-	37,100
10 14137 - 23rd Ave - 10th St Triangle Median	-	7,900	105,600	-	-	-	-	105,600
12 14138 - Centennial Village Art Fence Phase III	-	-	-	99,119	-	-	-	99,119
14 14139 - UCCC Outdoor Sculpture	-	-	-	24,000	250,375	-	-	274,375
16 14140 - Centennial Village Art Fence Phase IV	-	-	-	-	99,119	-	-	99,119
18 14141 - Highway 34 Entryway Art	-	-	-	-	72,225	-	-	72,225
20 14142 - Trail Art	-	-	-	-	46,044	-	-	46,044

		2014 Revised							TOTAL
		2013 Actual	Budget	2015	2016	2017	2018	2019	2015-2019
22	14143 - Greeley Water System Model	-	-	-	-	24,000	250,375	-	274,375
24	14144 - 10th St Entryway Near Promontory	-	-	-	-	-	67,100	-	67,100
26	14145 - North 11th Ave Mercado District	-	-	-	-	-	-	72,224	72,224
28	322 - Paint the Town Murals	5,848	18,691	21,191	21,191	21,191	21,191	21,191	105,955
30	324 - Art Acquisition	-	46,144	56,144	56,144	56,144	56,144	56,144	280,720
	Total Expenditures	\$ 219,749	\$ 642,226	\$ 483,576	\$ 494,495	\$ 594,068	\$ 421,012	\$ 177,116	\$ 2,170,267

Ending Available Cash Balance	\$ 1,083,885	\$ 889,239	\$ 823,224	\$ 646,145	\$ 210,219	\$ (150,534)	\$ (180,780)
--------------------------------------	---------------------	-------------------	-------------------	-------------------	-------------------	---------------------	---------------------

Project Summary

Project Number:	1071	Budget Year:	2015
Project Title:	Uptown Trees	Council Priority:	Image-Quality of Life
Division:	Capital Improvements	Budget Status:	Data Entry
Project Type:	Parks Maintenance/Improvement	Regions:	1- 16 St North/35 Ave East
Year Identified:	2014	Location:	8th Ave between 16th St and 10th St
Fund:	303 - Public Art	Project Manager:	Kim Snyder
Budget Unit #:		Project Status	Funded

Description:

Sculptural Trees will be commissioned from regional area artists and integrated into the redesign of the 8th Ave corridor. A total of up to 30 trees will be installed in three years.

Discussion of Progress:

10 artists are being contracted for the 2014 installation

Justification:

The new sculptures will enhance 8th Ave aesthetically and will reinforce Greeley's past 'tree city' designation. These are part of the Art Master Plan and the 8th Avenue Plan.

Revenue Detail:

1% for Art funds: Will be finalized once all projects are approved.

GL Account	Description	2015	2016	2017	2018	2019
Revenue						
6312	OT From Road Development	15,271	0	0	0	0
6316	OT From Trails Developmnt	663	0	0	3,636	0
6318	OT From Quality of Life	11,111	0	0	0	0
6405	OT From Water Construct	102,080	0	0	0	0
6412	OT From Stormwater Cstrct	0	129,125	0	0	0
	Total Revenue	129,125	129,125	0	3,636	0
Expense						
8202	Construction	15,000	15,000	0	0	0
8214	Legal Publications	500	500	0	0	0
8216	Miscellaneous	275	275	0	0	0
8224	Operating Supplies	600	600	0	0	0
8228	Printing, Copying	250	250	0	0	0
8232	Project Management	12,500	12,500	0	0	0
8246	Art Acquisition	100,000	100,000	0	0	0
	Total Expense	129,125	129,125	0	0	0
	Net Total	0	0	0	3,636	0

Impact on Operating Budget:



Capital Improvement Projects 2014

Project #: 1071



Project Summary

Project Number:	14135	Budget Year:	2015
Project Title:	Illustrated Water History Book	Council Priority:	Image-Quality of Life
Division:	Capital Improvements	Budget Status:	Data Entry
Project Type:	Parks Maintenance/Improvement	Regions:	1- 16 St North/35 Ave East
Year Identified:	2014	Location:	N/A - Written copies will be printed & distributed
Fund:	303 - Public Art	Project Manager:	Kim Snyder
Budget Unit #:		Project Status	Funded

Description:

An illustrated history of Greeley water tabletop book will be the result of a collaboration between artists, historians and writers. Outside funding will also be pursued.

Discussion of Progress:

Justification:

Approved in the 2014 Art Master Plan

Revenue Detail:

1% for Art funds: Will be finalized once all projects are approved.

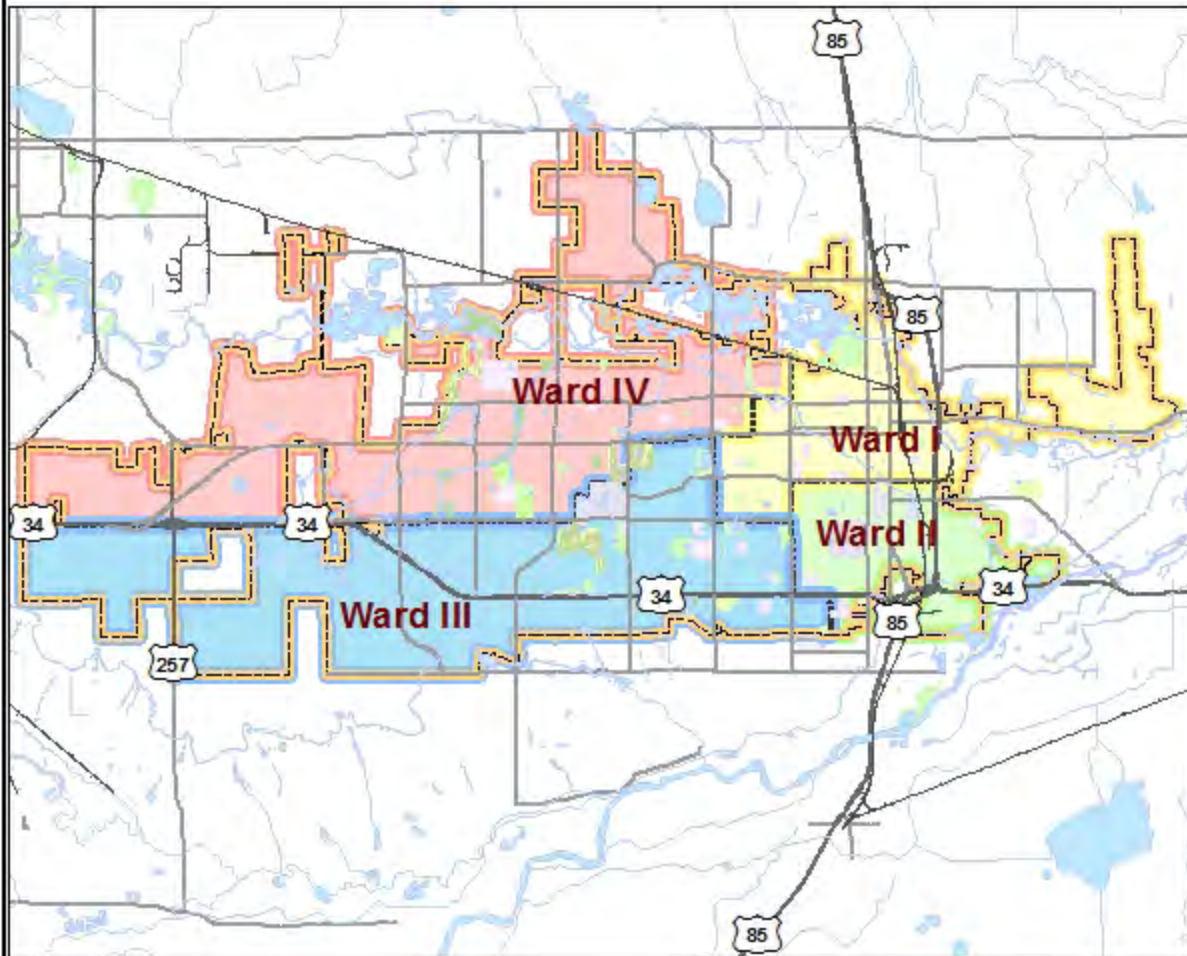
GL Account	Description	2015	2016	2017	2018	2019
Revenue						
6405	OT From Water Construct	24,500	66,069	0	0	0
	Total Revenue	24,500	66,069	0	0	0
Expense						
8204	Contingency	2,000	2,500	0	0	0
8214	Legal Publications	500	0	0	0	0
8216	Miscellaneous	0	375	0	0	0
8218	Miscellaneous Design	20,000	0	0	0	0
8232	Project Management	2,000	3,194	0	0	0
8246	Art Acquisition	0	60,000	0	0	0
	Total Expense	24,500	66,069	0	0	0
	Net Total	0	0	0	0	0

Impact on Operating Budget:



Capital Improvement Projects 2014

Project #: Citywide



Project Summary

Project Number:	14136	Budget Year:	2015
Project Title:	IG Playground Art	Council Priority:	Image-Quality of Life
Division:	Capital Improvements	Budget Status:	Data Entry
Project Type:	Parks Maintenance/Improvement	Regions:	1- 16 St North/35 Ave East
Year Identified:	2014	Location:	501 N 14th Ave
Fund:	303 - Public Art	Project Manager:	Kim Snyder
Budget Unit #:		Project Status	Funded

Description:

Artwork will be integrated into the the new all inclusive playground in Island Grove Park.

Discussion of Progress:

Justification:

Approved in the 2014 Art Master Plan

Revenue Detail:

1% for Art funds: Will be finalized once all projects are approved.

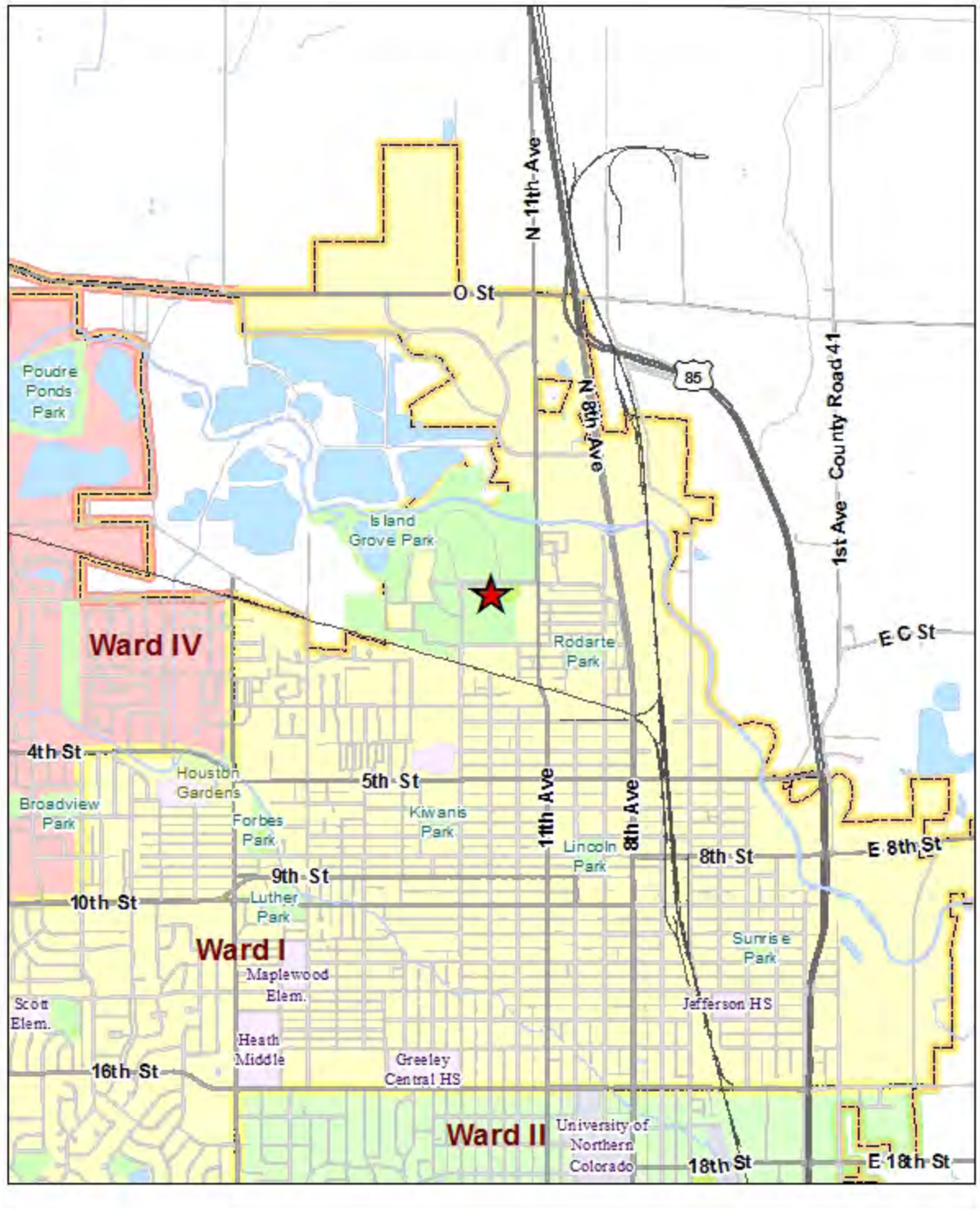
GL Account	Description	2015	2016	2017	2018	2019
Revenue						
6405	OT From Water Construct	37,100	0	0	0	0
	Total Revenue	37,100	0	0	0	0
Expense						
8204	Contingency	1,500	0	0	0	0
8214	Legal Publications	500	0	0	0	0
8216	Miscellaneous	225	0	0	0	0
8218	Miscellaneous Design	1,500	0	0	0	0
8224	Operating Supplies	375	0	0	0	0
8232	Project Management	3,000	0	0	0	0
8246	Art Acquisition	30,000	0	0	0	0
	Total Expense	37,100	0	0	0	0
	Net Total	0	0	0	0	0

Impact on Operating Budget:



Capital Improvement Projects 2014

Project #: 14136



Project Summary

Project Number:	14137	Budget Year:	2015
Project Title:	23 Ave 10 St Triangle Median	Council Priority:	Image-Quality of Life
Division:	Capital Improvements	Budget Status:	Data Entry
Project Type:	Parks Maintenance/Improvement	Regions:	1- 16 St North/35 Ave East
Year Identified:	2014	Location:	23rd Ave & 10th St triangle median
Fund:	303 - Public Art	Project Manager:	Kim Snyder
Budget Unit #:		Project Status	Funded

Description:

Artistic hardscaping to include a sculpture will be installed in the triangle median after curb and gutter renovations are completed.

Discussion of Progress:

design will be developed in 2014

Justification:

Approved in the 2014 Art Master Plan

Revenue Detail:

1% for Art funds: Will be finalized once all projects are approved.

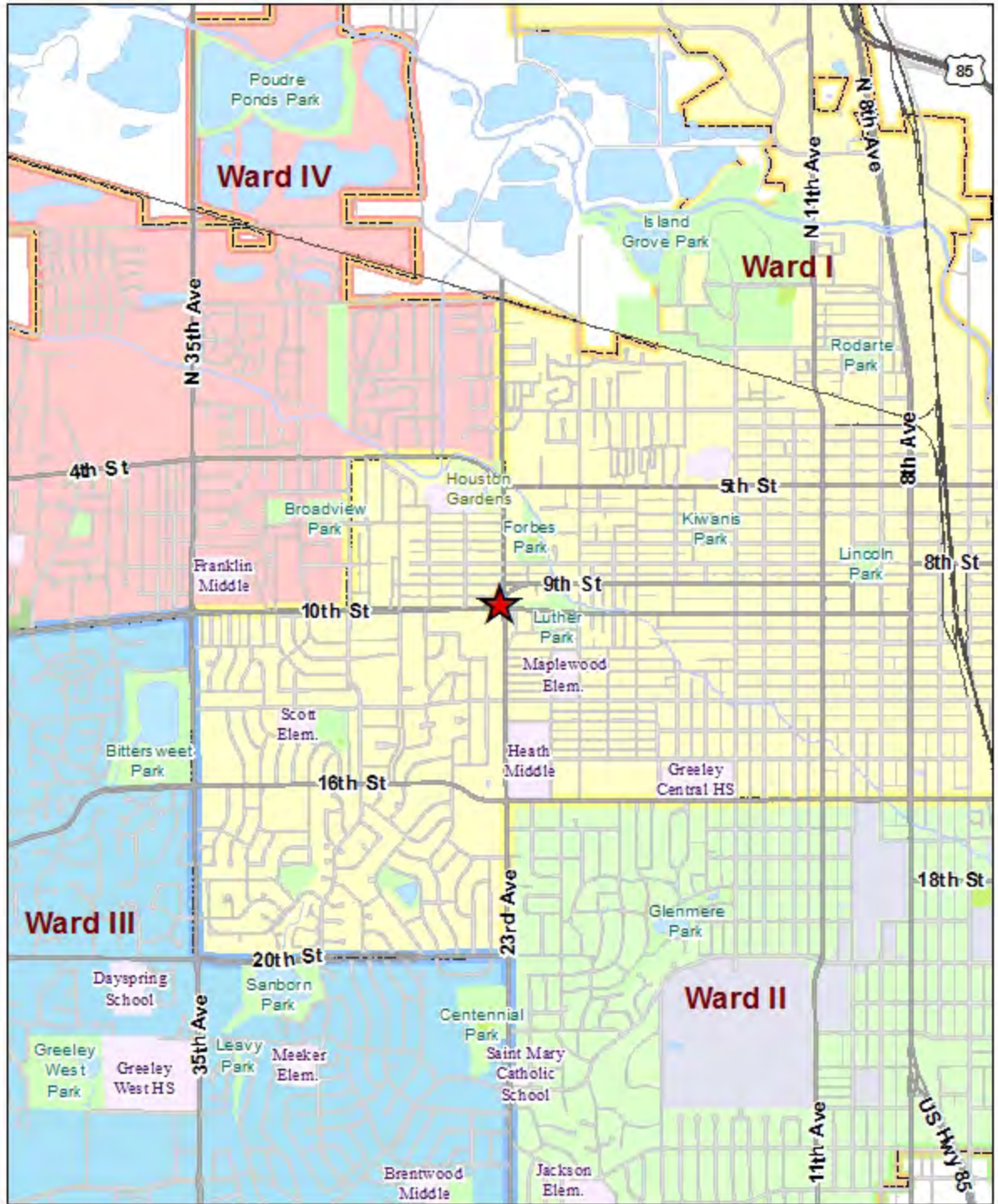
GL Account	Description	2015	2016	2017	2018	2019
Revenue						
6412	OT From Stormwater Cstrct	105,600	0	0	0	0
	Total Revenue	105,600	0	0	0	0
Expense						
8204	Contingency	10,000	0	0	0	0
8216	Miscellaneous	225	0	0	0	0
8224	Operating Supplies	375	0	0	0	0
8232	Project Management	5,000	0	0	0	0
8246	Art Acquisition	90,000	0	0	0	0
	Total Expense	105,600	0	0	0	0
	Net Total	0	0	0	0	0

Impact on Operating Budget:



Capital Improvement Projects 2014

Project #: 14137



Project Summary

Project Number:	14138	Budget Year:	2015
Project Title:	Centennial Village Art Fence Phase III	Council Priority:	Image-Quality of Life
Division:	Capital Improvements	Budget Status:	Data Entry
Project Type:	Parks Maintenance/Improvement	Regions:	1- 16 St North/35 Ave East
Year Identified:	2014	Location:	N 14th Ave & D St in Island Grove Park
Fund:	303 - Public Art	Project Manager:	Kim Snyder
Budget Unit #:		Project Status	Funded

Description:

The functional & artistic Art Fence will continue around the north side of Centennial Village with visual interpretations of Greeley's history.

Discussion of Progress:

Justification:

Approved in the 2014 Art Master Plan

Revenue Detail:

1% for Art funds: Will be finalized once all projects are approved.

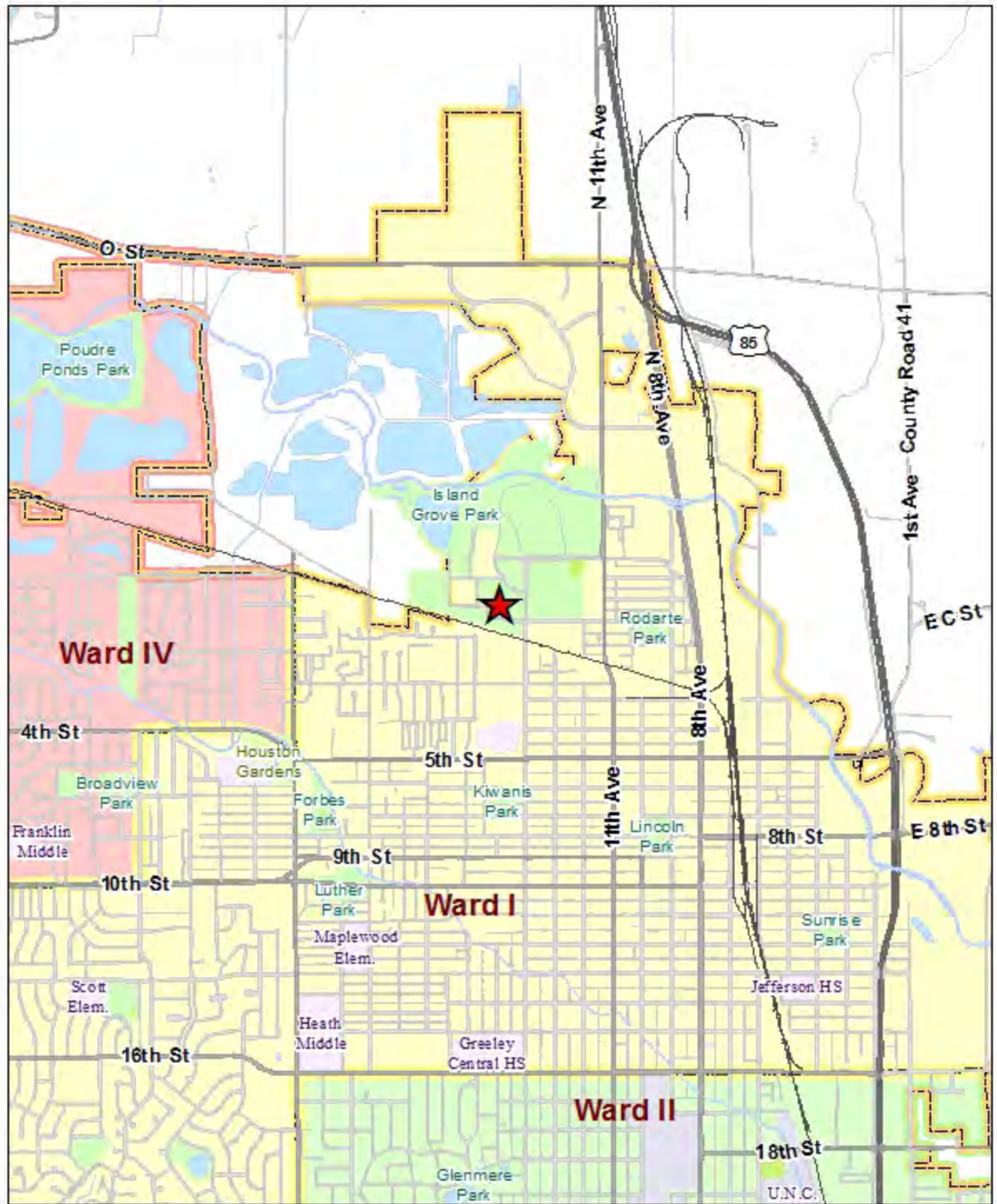
GL Account	Description	2015	2016	2017	2018	2019
Revenue						
6405	OT From Water Construct	0	99,119	0	0	0
	Total Revenue	0	99,119	0	0	0
Expense						
8204	Contingency	0	3,000	0	0	0
8224	Operating Supplies	0	575	0	0	0
8232	Project Management	0	5,544	0	0	0
8246	Art Acquisition	0	90,000	0	0	0
	Total Expense	0	99,119	0	0	0
	Net Total	0	0	0	0	0

Impact on Operating Budget:



Capital Improvement Projects 2014

Project #: 14138



Project Summary

Project Number:	14139	Budget Year:	2015
Project Title:	UCCC Outdoor Sculpture	Council Priority:	Image-Quality of Life
Division:	Capital Improvements	Budget Status:	Data Entry
Project Type:	Parks Maintenance/Improvement	Regions:	1- 16 St North/35 Ave East
Year Identified:	2014	Location:	701 10 Ave, east side of UCCC
Fund:	303 - Public Art	Project Manager:	Kim Snyder
Budget Unit #:		Project Status	Funded

Description:

A monumental work of art will be commissioned for Greeley's premier visual and performing art center.

Discussion of Progress:

Justification:

Approved in the 2014 Art Master Plan

Revenue Detail:

1% for Art funds: Will be finalized once all projects are approved.

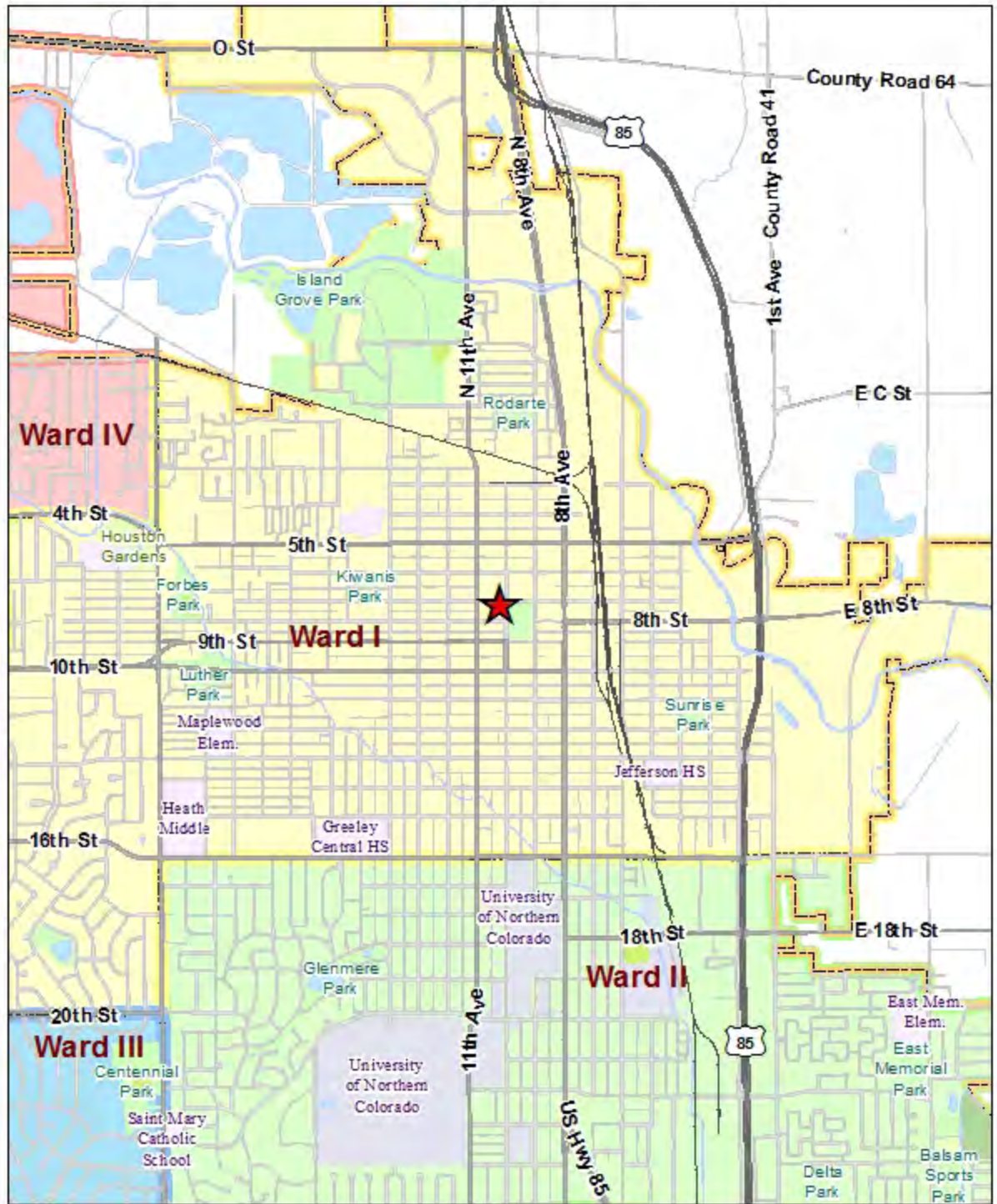
GL Account	Description	2015	2016	2017	2018	2019
Expense						
8204	Contingency	0	3,000	17,000	0	0
8214	Legal Publications	0	500	0	0	0
8216	Miscellaneous	0	0	225	0	0
8218	Miscellaneous Design	0	11,500	0	0	0
8224	Operating Supplies	0	0	400	0	0
8228	Printing, Copying	0	0	250	0	0
8232	Project Management	0	9,000	14,000	0	0
8246	Art Acquisition	0	0	218,500	0	0
	Total Expense	0	24,000	250,375	0	0

Impact on Operating Budget:



Capital Improvement Projects 2014

Project #: 14139



Project Summary

Project Number:	14140	Budget Year:	2015
Project Title:	Centennial Village Art Fence Phase IV	Council Priority:	Image-Quality of Life
Division:	Capital Improvements	Budget Status:	Data Entry
Project Type:	Parks Maintenance/Improvement	Regions:	1- 16 St North/35 Ave East
Year Identified:	2014	Location:	N 14th Ave & D St in Island Grove Park
Fund:	303 - Public Art	Project Manager:	Kim Snyder
Budget Unit #:		Project Status	Funded

Description:

The functional & artistic Art Fence will continue around the north side of Centennial Village with visual interpretations of Greeley's history.

Discussion of Progress:

Justification:

Approved in the 2014 Art Master Plan

Revenue Detail:

1% for Art funds: Will be finalized once all projects are approved.

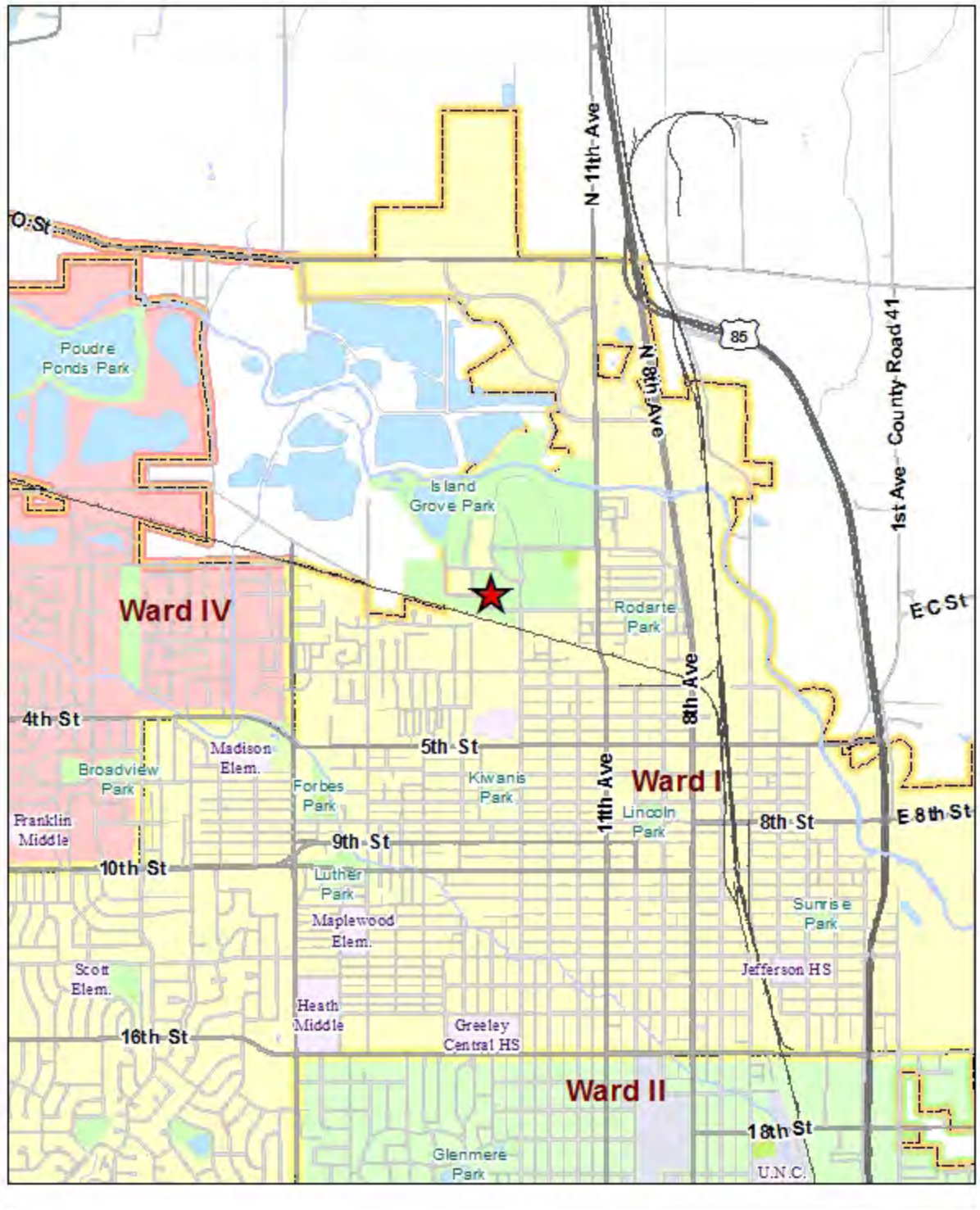
GL Account	Description	2015	2016	2017	2018	2019
Expense						
8204	Contingency	0	0	3,000	0	0
8224	Operating Supplies	0	0	575	0	0
8232	Project Management	0	0	5,544	0	0
8246	Art Acquisition	0	0	90,000	0	0
	Total Expense	0	0	99,119	0	0

Impact on Operating Budget:



Capital Improvement Projects 2014

Project #: 14140



Project Summary

Project Number:	14141	Budget Year:	2015
Project Title:	Hwy 34 Entryway Art	Council Priority:	Image-Quality of Life
Division:	Capital Improvements	Budget Status:	Data Entry
Project Type:	Parks Maintenance/Improvement	Regions:	1- 16 St North/35 Ave East
Year Identified:	2014	Location:	Hwy 34 overpass at Hwy 257
Fund:	303 - Public Art	Project Manager:	Kim Snyder
Budget Unit #:		Project Status	Funded

Description:

A large welcoming sculptural work of art will be included near the existing entryway

Discussion of Progress:

Justification:

Approved in the 2014 Art Master Plan

Revenue Detail:

1% for Art funds: Will be finalized once all projects are approved.

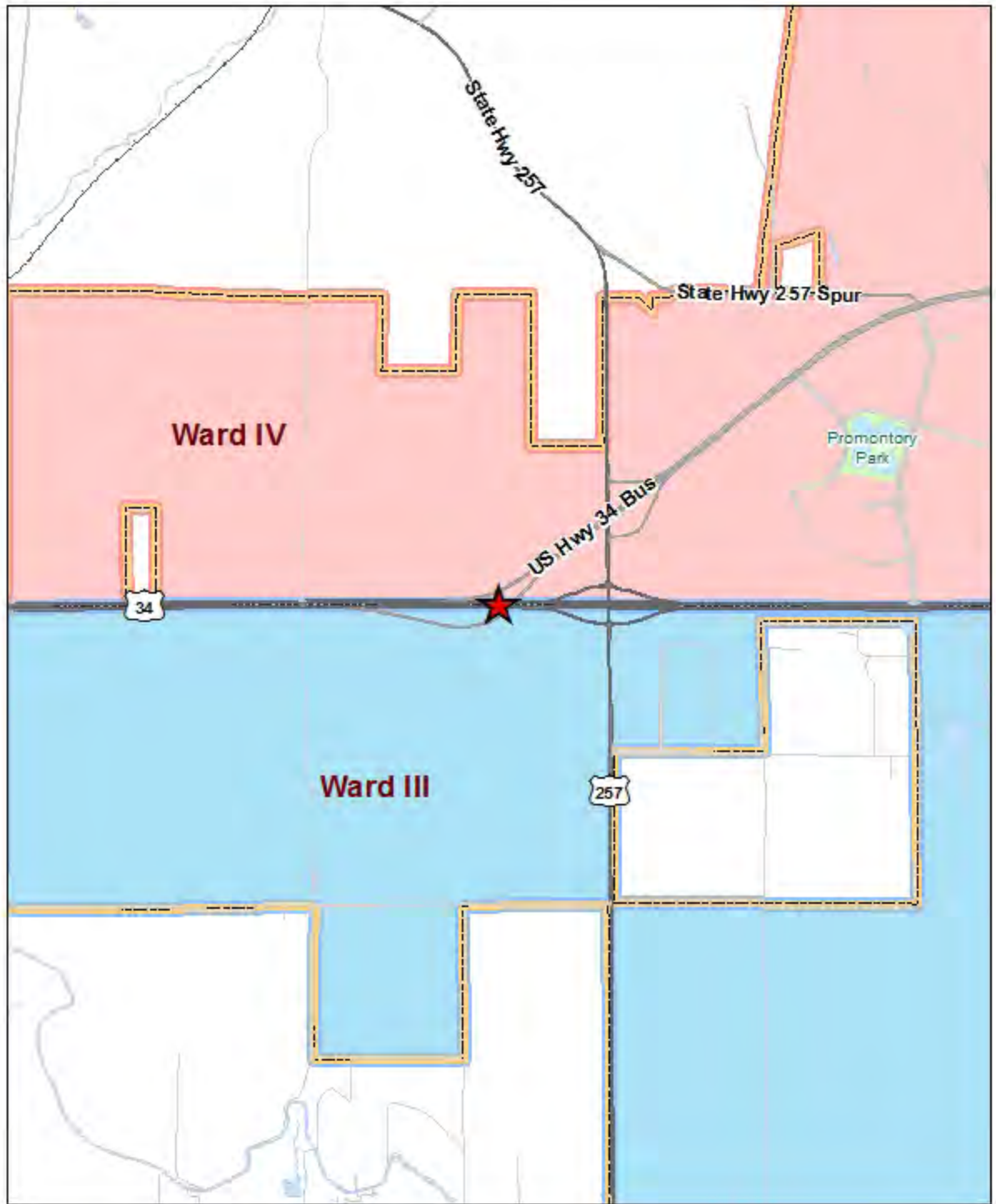
GL Account	Description	2015	2016	2017	2018	2019
Revenue						
6405	OT From Water Construct	0	0	72,225	0	0
	Total Revenue	0	0	72,225	0	0
Expense						
8204	Contingency	0	0	3,000	0	0
8214	Legal Publications	0	0	500	0	0
8216	Miscellaneous	0	0	225	0	0
8218	Miscellaneous Design	0	0	13,000	0	0
8224	Operating Supplies	0	0	500	0	0
8232	Project Management	0	0	5,000	0	0
8246	Art Acquisition	0	0	50,000	0	0
	Total Expense	0	0	72,225	0	0
	Net Total	0	0	0	0	0

Impact on Operating Budget:



Capital Improvement Projects 2014

Project #: 14141



Project Summary

Project Number:	14142	Budget Year:	2015
Project Title:	Trail Art	Council Priority:	Image-Quality of Life
Division:	Capital Improvements	Budget Status:	Data Entry
Project Type:	Parks Maintenance/Improvement	Regions:	1- 16 St North/35 Ave East
Year Identified:	2014	Location:	Poudre/Sheepdraw trails exact locations TBD
Fund:	303 - Public Art	Project Manager:	Kim Snyder
Budget Unit #:		Project Status	Funded

Description:

As approved in the Art Master Plan, sculptures will be placed along new additions of Greeley's most popular trails.

Discussion of Progress:

Justification:

Approved in the 2014 Art Master Plan

Revenue Detail:

1% for Art funds: Will be finalized once all projects are approved.

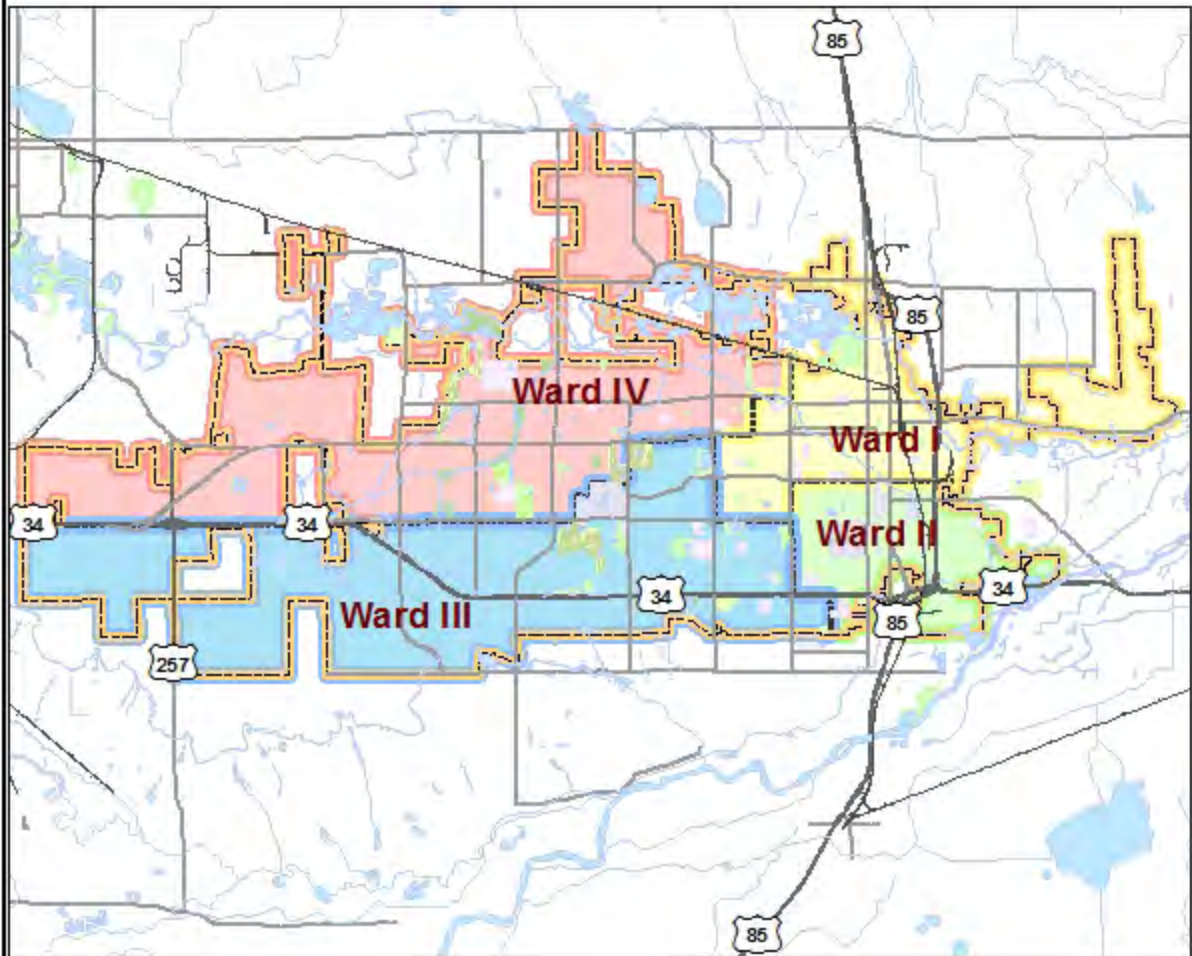
GL Account	Description	2015	2016	2017	2018	2019
Revenue						
6412	OT From Stormwater Cstrct	0	0	46,044	0	0
	Total Revenue	0	0	46,044	0	0
Expense						
8204	Contingency	0	0	1,000	0	0
8214	Legal Publications	0	0	500	0	0
8216	Miscellaneous	0	0	294	0	0
8218	Miscellaneous Design	0	0	5,000	0	0
8224	Operating Supplies	0	0	250	0	0
8232	Project Management	0	0	4,000	0	0
8246	Art Acquisition	0	0	35,000	0	0
	Total Expense	0	0	46,044	0	0
	Net Total	0	0	0	0	0

Impact on Operating Budget:



Capital Improvement Projects 2014

Project #: Citywide



Project Summary

Project Number:	14143	Budget Year:	2015
Project Title:	Greeley Water System Model	Council Priority:	Image-Quality of Life
Division:	Capital Improvements	Budget Status:	Data Entry
Project Type:	Parks Maintenance/Improvement	Regions:	1- 16 St North/35 Ave East
Year Identified:	2014	Location:	Target location - Poudre Heritage Learning Center
Fund:	303 - Public Art	Project Manager:	Kim Snyder
Budget Unit #:		Project Status	Funded

Description:

An artist will be commissioned to create a small scale interactive replica of the Northern Colorado water system.

Discussion of Progress:

Justification:

Approved in the 2014 Art Master Plan

Revenue Detail:

1% for Art funds: Will be finalized once all projects are approved.

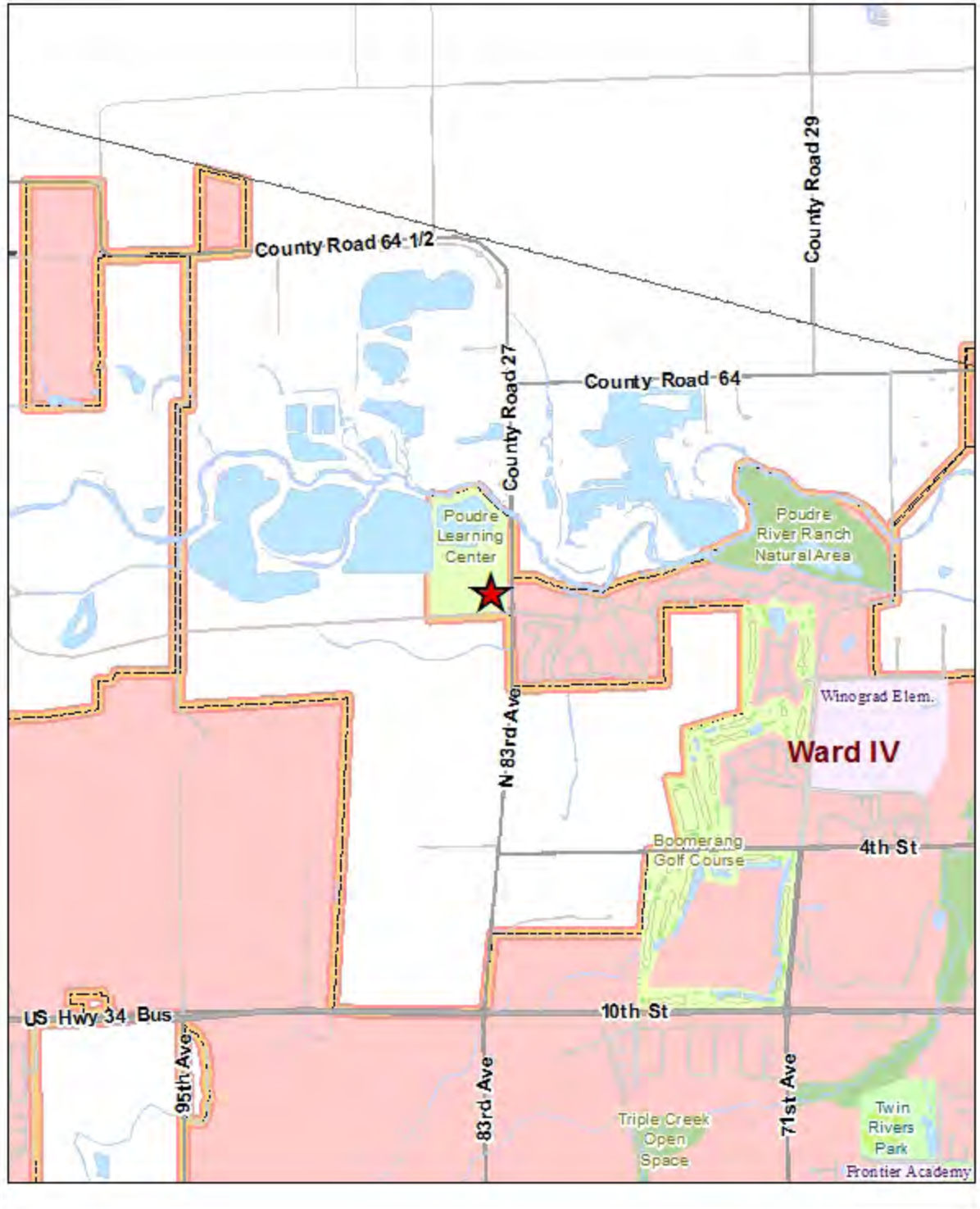
GL Account	Description	2015	2016	2017	2018	2019
Expense						
8204	Contingency	0	0	3,000	17,000	0
8214	Legal Publications	0	0	500	0	0
8216	Miscellaneous	0	0	0	225	0
8218	Miscellaneous Design	0	0	11,500	0	0
8224	Operating Supplies	0	0	0	400	0
8228	Printing, Copying	0	0	0	250	0
8232	Project Management	0	0	9,000	14,000	0
8246	Art Acquisition	0	0	0	218,500	0
	Total Expense	0	0	24,000	250,375	0

Impact on Operating Budget:



Capital Improvement Projects 2014

Project #: 14143



Project Summary

Project Number:	14144	Budget Year:	2015
Project Title:	10 St Entryway Near Promontory	Council Priority:	Image-Quality of Life
Division:	Capital Improvements	Budget Status:	Data Entry
Project Type:	Parks Maintenance/Improvement	Regions:	1- 16 St North/35 Ave East
Year Identified:	2014	Location:	10th St & Promontory Dr
Fund:	303 - Public Art	Project Manager:	Kim Snyder
Budget Unit #:		Project Status	Funded

Description:

A welcoming work of art will be placed at one of Greeley's highly visible west entrances.

Discussion of Progress:

Justification:

Approved in the 2014 Art Master Plan

Revenue Detail:

1% for Art funds: Will be finalized once all projects are approved.

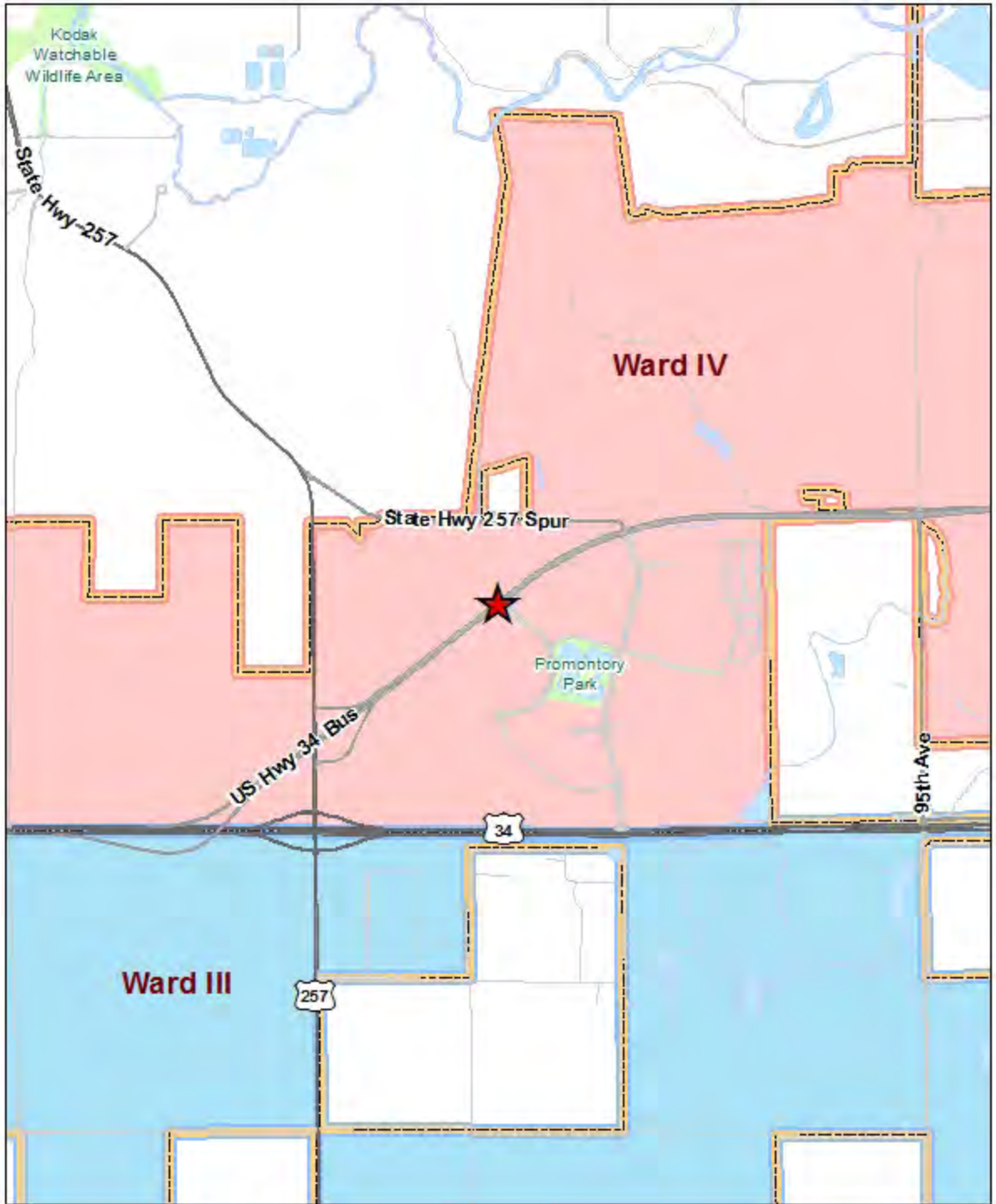
GL Account	Description	2015	2016	2017	2018	2019
Revenue						
6405	OT From Water Construct	0	0	0	67,100	0
	Total Revenue	0	0	0	67,100	0
Expense						
8204	Contingency	0	0	0	1,000	0
8214	Legal Publications	0	0	0	500	0
8216	Miscellaneous	0	0	0	250	0
8218	Miscellaneous Design	0	0	0	10,000	0
8224	Operating Supplies	0	0	0	350	0
8232	Project Management	0	0	0	6,000	0
8246	Art Acquisition	0	0	0	49,000	0
	Total Expense	0	0	0	67,100	0
	Net Total	0	0	0	0	0

Impact on Operating Budget:



Capital Improvement Projects 2014

Project #: 14144



Project Summary

Project Number:	14145	Budget Year:	2015
Project Title:	N. 11 Ave Mercado District	Council Priority:	Image-Quality of Life
Division:	Capital Improvements	Budget Status:	Data Entry
Project Type:	Parks Maintenance/Improvement	Regions:	1- 16 St North/35 Ave East
Year Identified:	2014	Location:	N 11th Ave & A St
Fund:	303 - Public Art	Project Manager:	Kim Snyder
Budget Unit #:		Project Status	Funded

Description:

Artwork will be integrated into upgrades to the area.

Discussion of Progress:

Justification:

Approved in the 2014 Art Master Plan

Revenue Detail:

1% for Art funds: Will be finalized once all projects are approved.

GL Account	Description	2015	2016	2017	2018	2019
Revenue						
6412	OT From Stormwater Cstrct	0	0	0	0	72,225
	Total Revenue	0	0	0	0	72,225
Expense						
8204	Contingency	0	0	0	0	2,000
8214	Legal Publications	0	0	0	0	500
8216	Miscellaneous	0	0	0	0	500
8218	Miscellaneous Design	0	0	0	0	8,250
8224	Operating Supplies	0	0	0	0	475
8232	Project Management	0	0	0	0	5,500
8246	Art Acquisition	0	0	0	0	55,000
	Total Expense	0	0	0	0	72,225
	Net Total	0	0	0	0	0

Impact on Operating Budget:



Capital Improvement Projects 2014

Project #: 14145



Project Summary

Project Number:	AUTO - 322	Budget Year:	2015
Project Title:	Paint the Town Murals	Council Priority:	Image-Quality of Life
Division:	Capital Improvements	Budget Status:	Data Entry
Project Type:	Parks Maintenance/Improvement	Regions:	
Year Identified:	2014	Location:	
Fund:	303 - Public Art	Project Manager:	Kim Snyder
Budget Unit #:		Project Status	Funded

Description:

Up to five murals will be painted on highly visible walls selected by the Art Commission; many with DDA matching funds.

Discussion of Progress:

Ongoing annual program - funds for 2014/2015 will be combined with DDA funds in the Downtown Alleyway mural art project

Justification:

Approved in the 2014 Art Master Plan

Revenue Detail:

1% for Art funds: Will be finalized once all projects are approved.

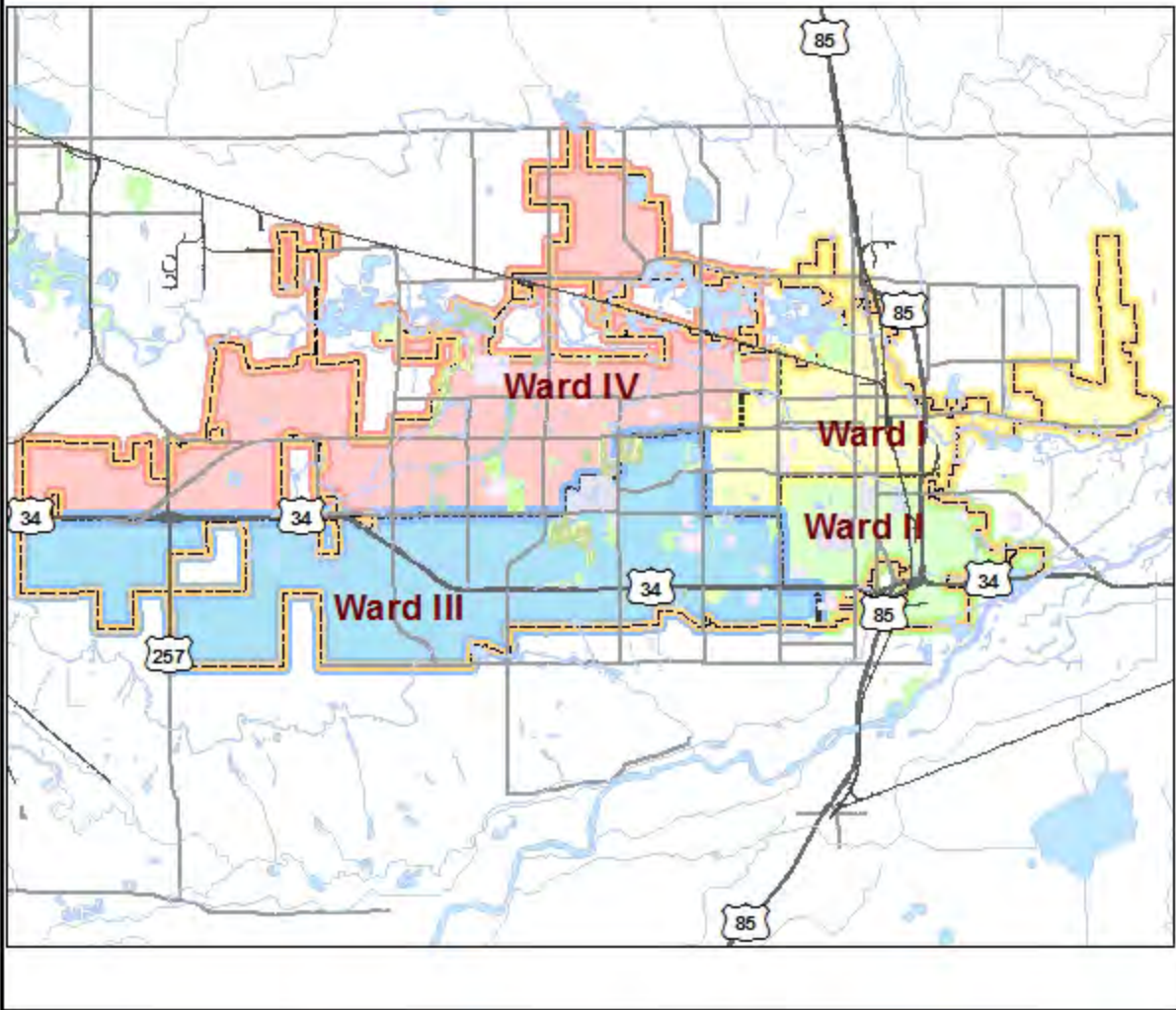
GL Account	Description	2015	2016	2017	2018	2019
Revenue						
6312	OT From Road Development	21,191	21,191	21,191	21,191	21,191
	Total Revenue	21,191	21,191	21,191	21,191	21,191
Expense						
8224	Operating Supplies	375	375	375	375	375
8228	Printing, Copying	475	475	475	475	475
8232	Project Management	5,341	5,341	5,341	5,341	5,341
8246	Art Acquisition	15,000	15,000	15,000	15,000	15,000
	Total Expense	21,191	21,191	21,191	21,191	21,191
	Net Total	0	0	0	0	0

Impact on Operating Budget:



Capital Improvement Projects 2014

Project #: Citywide



Project Summary

Project Number:	AUTO - 324	Budget Year:	2015
Project Title:	Art Acquisitions (Capital)	Council Priority:	Image-Quality of Life
Division:	Capital Improvements	Budget Status:	Data Entry
Project Type:	Parks Maintenance/Improvement	Regions:	
Year Identified:	2014	Location:	Locations earmarked in Art Master Plan
Fund:	303 - Public Art	Project Manager:	Kim Snyder
Budget Unit #:		Project Status	Funded

Description:

Purchase of one to three sculptures to be installed in outdoor sites designated in the Master Plan.

Discussion of Progress:

Ongoing annual program

Justification:

Approved in the 2014 Art Master Plan

Revenue Detail:

1% for Art funds: Will be finalized once all projects are approved.

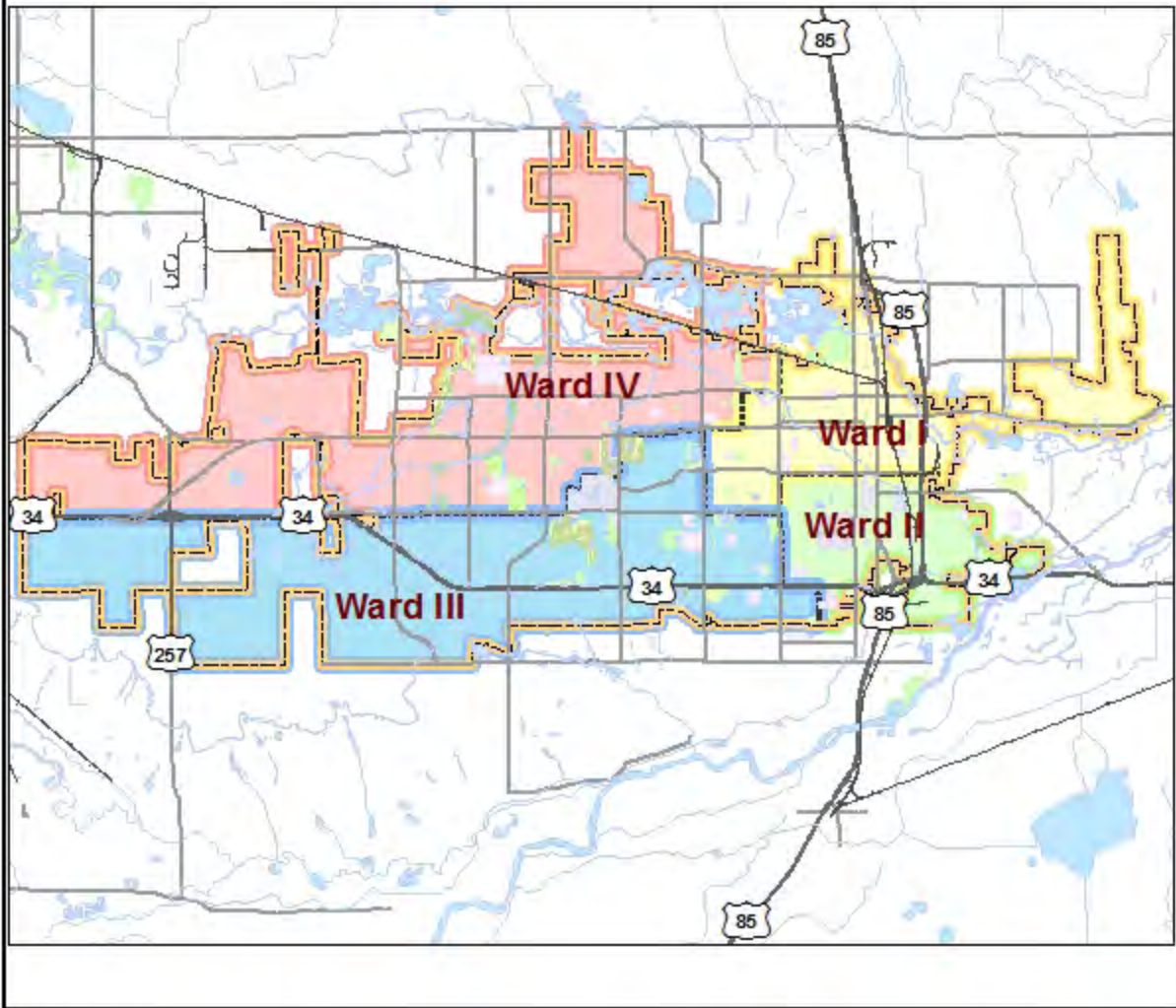
GL Account	Description	2015	2016	2017	2018	2019
Revenue						
6402	OT From Sewer Construct	56,144	56,144	56,144	56,144	56,144
	Total Revenue	56,144	56,144	56,144	56,144	56,144
Expense						
8224	Operating Supplies	600	600	600	600	600
8232	Project Management	5,544	5,544	5,544	5,544	5,544
8246	Art Acquisition	50,000	50,000	50,000	50,000	50,000
	Total Expense	56,144	56,144	56,144	56,144	56,144
	Net Total	0	0	0	0	0

Impact on Operating Budget:



Capital Improvement Projects 2014

Project #: Citywide





FUND 304

FOOD TAX



2015-2019 Five Year Plan

Food Tax - Fund 304

	2013 Actual	2014 Revised Budget	2015	2016	2017	2018	2019	TOTAL 2015-2019
Beginning Available Cash Balance	\$ 980,177	\$ 2,457,771	\$ 22,221	\$ 4,490	\$ 196,852	\$ 208,614	\$ 345,150	
Revenue								
4321 - Grants	4,921	107,246	-	-	-	-	-	-
4724 - Expense Reimbursement	100,799	4,000	-	-	-	-	-	-
5612-5621 - Investment Earnings	1,801	8,000	9,927	9,667	10,273	12,273	12,273	54,413
5881 - Insurance Recoveries	110,038	68,216	-	-	-	-	-	-
6001 - Transfer In - General Fund	4,535,000	4,686,400	1,000,000	-	-	-	-	1,000,000
6106 - Sales and Use Tax	5,771,470	4,930,925	6,175,473	6,298,983	6,424,962	6,489,212	6,554,104	31,942,734
6108 - Transfer In - Designated Revenue	31,973	145,000	201,000	120,000	60,000	98,000	130,000	609,000
6301 - Transfer in - Public Improvement	-	-	-	-	-	-	-	-
Total Revenue	\$ 10,556,002	\$ 9,949,787	\$ 7,386,400	\$ 6,428,650	\$ 6,495,235	\$ 6,599,485	\$ 6,696,377	\$ 33,606,147

Page
Number

	2013 Actual	2014 Revised Budget	2015	2016	2017	2018	2019	TOTAL 2015-2019
Expenditures								
Auto - 344 - Fund 304 Expenditures: Food Tax Rebate	36,522	45,000	45,000	45,000	45,000	45,000	45,000	225,000
Miscellaneous	2,485	-	-	-	-	-	-	-
999 - MPO Admin	35,856	55,000	-	-	-	-	-	-
9001 - Transfer Out - General Fund	29,575	-	-	-	-	-	-	-
9301 - Transfer Out - Public Improvement Fund	134,669	-	-	-	-	-	-	-
STREET MAINTENANCE								
34 - Pavement Maintenance	6,804,614	7,756,051	4,257,331	4,409,288	4,497,474	4,542,448	4,587,873	22,294,414
34 - Overlay 59th Av/21th St - Hwy 34 Bypass	-	-	1,065,500	-	-	-	-	1,065,500
FACILITY MAINTENANCE								
710 - UCCC Aisle Lighting	96,288	-	-	-	-	-	-	-
885 - Entrance Vestibule - FunPlex	58,297	-	-	-	-	-	-	-
1002 - Energy Savings Projects for the Service Center	40,417	-	-	-	-	-	-	-
UCCC Restroom Remodel	3,344	346,656	-	-	-	-	-	-
UCCC Sign Lighting Conversion	7,262	-	-	-	-	-	-	-
City Hall Annex Restroom Remodel	13,290	141,710	-	-	-	-	-	-
City Hall Annex Air Lock	13,680	94,120	-	-	-	-	-	-
FunPlex Pool Repairs	52,048	-	-	-	-	-	-	-
City Hall Annex Compressors	16,816	-	-	-	-	-	-	-
Oil and Sand Separator	18,346	-	-	-	-	-	-	-
ADA Public Facilities	66,776	362,450	-	-	-	-	-	-
Roof Repair	204,861	266,216	-	-	-	-	-	-
711 - UCCC Dimmer Replacement Project	480,673	-	-	-	-	-	-	-
HVAC Equipment Replacement	185,168	269,819	-	-	-	-	-	-
Public Buildings Repair	3,942	310,000	-	-	-	-	-	-
186 - Replace 2 Elevator Controllers Police Building	-	70,000	-	-	-	-	-	-

2015-2019 Five Year Plan

Food Tax - Fund 304

	2013 Actual	2014 Revised Budget	2015	2016	2017	2018	2019	TOTAL 2015-2019
	-	30,000	-	-	-	-	-	-
	-	80,000	-	-	-	-	-	-
10	-	-	86,300	-	-	-	-	86,300
12	-	-	200,000	-	-	-	-	200,000
14	-	-	150,000	-	-	-	-	150,000
16	-	-	50,000	50,000	50,000	50,000	60,000	260,000
18	-	-	100,000	-	-	-	-	100,000
20	-	-	110,000	-	-	-	-	110,000
22	-	-	201,000	120,000	60,000	98,000	130,000	609,000
24	-	-	-	243,000	-	-	-	243,000
26	-	-	-	350,000	-	-	-	350,000
28	-	-	-	220,000	-	-	-	220,000
30	-	-	-	-	445,000	-	-	445,000
32	-	-	-	-	-	30,000	-	30,000
34	-	-	-	-	-	250,000	-	250,000
36	-	-	-	-	-	60,000	-	60,000
38	-	-	-	-	-	100,000	-	100,000
40	-	-	-	-	-	75,000	-	75,000
PARK MAINTENANCE/IMPROVEMENTS								
	24,343	-	-	-	-	-	-	-
	290,214	188,242	-	-	-	-	-	-
	-	200,000	-	-	-	-	-	-
	-	274,600	-	-	-	-	-	-
	-	327,300	-	-	-	-	-	-
	-	250,000	-	-	-	-	-	-
	49,840	190,467	-	-	-	-	-	-
	-	281,000	-	-	-	-	-	-
42	-	-	150,000	-	-	-	-	150,000
44	-	-	-	-	150,000	-	-	150,000
46	-	-	-	-	175,000	-	-	175,000
48	-	-	-	-	130,000	-	-	130,000
50	-	-	-	-	150,000	-	-	150,000
52	-	-	-	-	-	203,000	-	203,000

2015-2019 Five Year Plan

Food Tax - Fund 304

	2013 Actual	2014 Revised Budget	2015	2016	2017	2018	2019	TOTAL 2015-2019
MISCELLANEOUS INFRASTRUCTURE								
2134 8th Av Gas Bay	5,180	114,996	-	-	-	-	-	-
Adaptive Traffic Signals	82,790	17,210	-	-	-	-	-	-
ADA Ramps/Sidewalks	-	50,000	-	-	-	-	-	-
54 1014 - Fuel Site Upgrades	-	-	66,000	66,000	66,000	-	-	198,000
56 40 - Concrete Repair Program	160,001	400,000	260,000	260,000	260,000	260,000	260,000	1,300,000
58 282 - ADA Access Ramps/Sidewalks	-	50,000	50,000	75,000	75,000	75,000	75,000	350,000
60 283 - Parking Lot Maintenance	-	77,000	55,000	100,000	100,000	100,000	100,000	455,000
62 2197-Gym Floors	-	-	30,000	-	-	-	-	30,000
64 14019 - Promontory Shelter for Repainting (Four shelters - Tornado Damage)	-	-	28,000	-	-	-	-	28,000
66 241-Irrigation Redesign Replacement at Luther Park	-	-	220,000	-	-	-	-	220,000
68 14007-Aquatics Play Structures Refurbishing	-	-	30,000	30,000	30,000	35,000	38,000	163,000
70 14016-Park Cement/Asphalt Path Improvements	-	-	30,000	50,000	50,000	58,000	60,000	248,000
72 14013-Resurface Play Courts	-	-	50,000	50,000	50,000	75,000	80,000	305,000
74 14011-Island Grove Pavilion Work	-	-	-	-	-	51,500	-	51,500
76 14127-HVAC Hensel Phelps	-	-	-	-	-	-	300,000	300,000
78 1012-UCCC Audio Maintenance	-	-	-	-	-	90,000	-	90,000
80 14130-Domestic Water Heater at UCCC	-	-	-	-	-	65,000	-	65,000
82 14131-HVAC Repair/Replace Heating Sys Boiler & Pumps @ UCCC	-	-	-	-	-	-	80,000	80,000
84 14132-HVAC Repair/Replace Heating and Cooling VAV Boxes @ UCCC	-	-	-	-	-	-	40,000	40,000
86 14017-Westmoor Park Irrigation Redesign & Replacement	-	-	-	-	-	-	69,000	69,000
88 724 - Bike Path Repairs	161,110	137,500	170,000	168,000	150,000	200,000	200,000	888,000
Total Expenditures	\$ 9,078,408	\$ 12,385,337	\$ 7,404,131	\$ 6,236,288	\$ 6,483,474	\$ 6,462,948	\$ 6,124,873	\$ 32,711,714
Ending Available Cash Balance	\$ 2,457,771	\$ 22,221	\$ 4,490	\$ 196,852	\$ 208,614	\$ 345,150	\$ 916,654	

2015-2019 Five Year Plan

Food Tax - Fund 304

	2013 Actual	2014 Revised Budget	2015	2016	2017	2018	2019	TOTAL 2015-2019
Priority								
Order	Future Culture Parks and Recreation Projects							Future Total
1	14012 - Monfort Concert Hall Replacement of Two Sound Consoles							95,000
2	272 - Highland Hills Cart Path Replacement							148,000
3	14018 - Sherwood Park Irrigation Redesign and Replacement							183,000
4	136 - Boomerang Cart Paths							70,000
5	14021 - Centennial Skate Park and Sunrise Skate Park Play Court Redesign and Replacement							32,000
6	718 - Monfort Concert Hall Seat Upholstery Replacement							220,800
7	14023 - Sunrise Park Play Court Redesign and Resurface Basketball Courts (2)							62,000
8	807 - Boomerang Clubhouse Asphalt Renovation							92,000
9	14024 - 8th Ave Irrigation System Replacements							157,300
10	14025 - Bittersweet Park Irrigation Redesign and Replacement							1,352,000
11	450 - Museum Safety & Security							118,000
12	811 - Centennial Pool Shell and Building Repairs							125,000
13	14026 - Island Grove Event Center LED Conversion							205,000
14	270 - Highland Hills East Lake Renovation							187,000
15	809 - Boomerang Lake Bank Stabilization							90,000
16	14030 - Island Grove Arena Replacement Plastic Seating							117,000
17	14031 - Island Grove Area Parking Lot Paving Repairs							535,000
18	715 - Union Colony Civic Center Carpet Replacement							225,000
19	1011 - Recreation Center Pool - Paint Interior							75,000
20	14036 - Centennial Play Court Redesign and Replacement and Tennis Courts Resurfacing							60,000
21	14042 - Lincoln Park Playground Replacement							225,000
22	14048 - JB Jones Playground Replacement							225,000

2015-2019 Five Year Plan

Food Tax - Fund 304

	2013 Actual	2014 Revised Budget	2015	2016	2017	2018	2019	TOTAL 2015-2019
Future Public Works Projects								
1								50,000
2								75,000
3								25,000
4								75,000
5								108,000
6								18,000
7								26,000
8								2,285,000
9								45,000
10								75,000
11								121,000
12								70,000
13								95,000
14								61,000
15								65,000
16								48,700
17								55,000
18								40,000
19								18,000
20								15,000
21								77,000
22								70,000
23								240,000
24								29,000
25								112,000
26								2,500
27								125,000
28								75,000
29								210,000
30								8,500
31								819,000
32								50,000
33								75,000
34								9,600
35								15,400
36								43,000
37								52,000
38								15,000

2015-2019 Five Year Plan

Food Tax - Fund 304

		2013 Actual	2014 Revised Budget	2015	2016	2017	2018	2019	TOTAL 2015-2019
39	14089 - City Hall Roof Repair								10,000
40	14097 - Senior Center Elevator Upgrade and Replace Elevator Controller and Cylinder								90,000
41	14090 - Public Works Roof Repair								96,000
42	14092 - Ice Haus Rubber Floor Replacement								165,000
43	14093 - Recreation Center Carpet Replacement in Cardio/Weight Room								50,000
44	38 - ADA Access Ramps/Sidewalks								245,000
45	14057 - ADA - City Hall Bathrooms								93,000
46	35 - City Hall Roof Repair								116,000
47	14098 - City Hall HVAC Repair/Replacement and Baseboard Piping								275,000
48	37 - Handicap Access Improvements ADA								600,000
49	14100 - HVAC Repair and Replacement and First Floor Duct Work at Public Works								75,000
50	14091 - Public Works Duct Work Replacement								70,000
51	728 - Parking Lot Maintenance (Additional \$100,000 Annually)								500,000
52	14116 - 23rd Ave at Reservoir Rd - Replace Cabinet, Base and Conduit								34,000
	Total Future Projects								\$ 12,416,800



Project Summary

Project Number:	34	Budget Year:	2015
Project Title:	Pavement Maintenance	Council Priority:	Safety- Traffic Safety
Division:	Engineering	Budget Status:	Data Entry
Project Type:	Street Maintenance	Regions:	0 - Multiple Wards
Year Identified:	2012	Location:	Various Locations
Fund:	304 - Food Tax	Project Manager:	Pat Hill
Budget Unit #:	3040006006190930	Project Status	Funded

Description:

The Street Maintenance Program consists of various pavement treatments (crack seal, seal coat, patching, overlay) to maximize the overall benefit of our limited street maintenance funds. The proposed program was designed to balance the need to prolong the good condition of our newer pavements, provide cost effective programs to protect our older pavements from accelerated deterioration, and provide major overlays to pavements that have failed or on the brink of major failure. The priority has been to overlay major streets that are in need of repair to avoid further deterioration to the point of needing reconstruction. This emphasis is based on the chosen streets having higher traffic volumes than the minor streets. We continue to build up a large backlog of streets which include approximately 82 miles of local roads that need overlay and reconstruction work.

Discussion of Progress:

In 2013, the City overlaid 10.92 total miles, patched 18,359 square yards, chip sealed 11.63 miles of roads, rejuvenated 3.98 miles, and crack sealed 29.6 miles of roads.

Anticipated 2014 projects include Overlay (\$1,306,648), Crack Seal (\$575,000), Rejuvenating Sealcoat (\$200,000), Chip Seal (\$600,000), Patching (\$650,000), Pavement Management (\$60,000), Overlay required ADA Ramps (\$30,000), and related Striping (\$30,000). The final overlay street list will be presented to City Council prior to bidding.

Justification:

70% of food tax revenue is dedicated to maintain the quality of the city's street system of 363 miles. Recent studies and evaluations indicate a much higher level of funding is required to maintain an average PQI (pavement quality index) of 60. At the present level of funding our pavement quality is deteriorating. Even with increased funding during 2011-2014, our PQI has declined 27% from 83 in 1989 to 61 in 2013.

\$7.2 million has been dedicated to street maintenance in 2014 which includes overlay (\$4,864,288), crack seal (\$575,000), patching (\$850,611), seal coat (\$865,000), and pavement management (\$60,000).

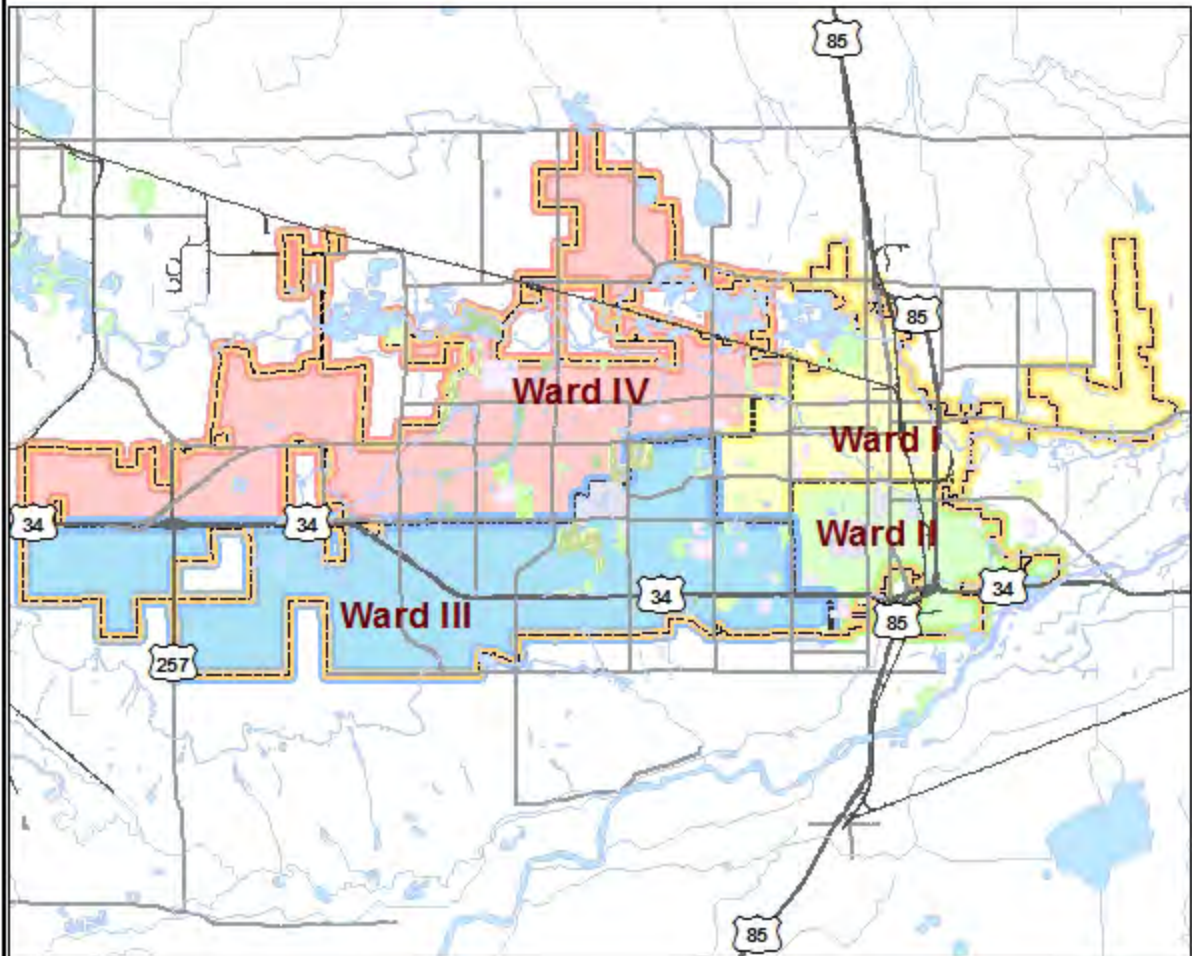
Revenue Detail:

GL Account	Description	2015	2016	2017	2018	2019
Revenue						
6001	OT From General Fund	1,000,000	0	0	0	0
6106	OT From Sales And Use Tax	4,322,831	4,409,288	4,497,474	4,542,448	4,587,873
	Total Revenue	5,322,831	4,409,288	4,497,474	4,542,448	4,587,873
Expense						
8202	Construction	4,057,331	4,209,288	4,297,474	4,342,448	4,387,873
8214	Legal Publications	500	500	500	500	500
8216	Miscellaneous	1,000	1,000	1,000	1,000	1,000
8224	Operating Supplies	3,000	3,000	3,000	3,000	3,000
8228	Printing, Copying	500	500	500	500	500
8232	Project Management	175,000	175,000	175,000	175,000	175,000
8240	Testing And Inspection	20,000	20,000	20,000	20,000	20,000
9312	Road Development Fund	1,065,500	0	0	0	0
	Total Expense	5,322,831	4,409,288	4,497,474	4,542,448	4,587,873
	Net Total	0	0	0	0	0



Capital Improvement Projects 2014

Project #: Citywide



Project Summary

Project Number:	717	Budget Year:	2015
Project Title:	Monfort Concert Hall stage floor replacement	Council Priority:	Infrastructure & Growth- Public Facilities & Equip
Division:	Culture & Public Art	Budget Status:	Data Entry
Project Type:	Public Buildings Repair/Replacement	Regions:	1- 16 St North/35 Ave East
Year Identified:	2012	Location:	UCCC, 701 10th Ave
Fund:	304 - Food Tax	Project Manager:	Jason Evenson
Budget Unit #:		Project Status	Funded

Description:

This project will replace the wooden stage floor in the Monfort Concert Hall. The stage floor is almost 20 years old and has undergone two catastrophic deluge sprinkler system activation events resulting in the accelerated aging of the floor. At this point, the floor has been sanded down to nearly the tongue and groove.

Discussion of Progress:

Justification:

The stage floor is almost 20 years old and has undergone two catastrophic deluge sprinkler system activation events resulting in the accelerated aging of the floor. At this point, the floor has been sanded down to nearly the tongue and groove. If the floor is not replaced it will become too thin and dangerous to use for most shows. The estimate for this was updated in 2011 by two industry experts analyzing the potential problems from drawing and physical inspection of the floor. This estimate includes demolition and removal (for recycling) of the old floor, laying the new sub floor, and installing and finishing the new floor.

Revenue Detail:

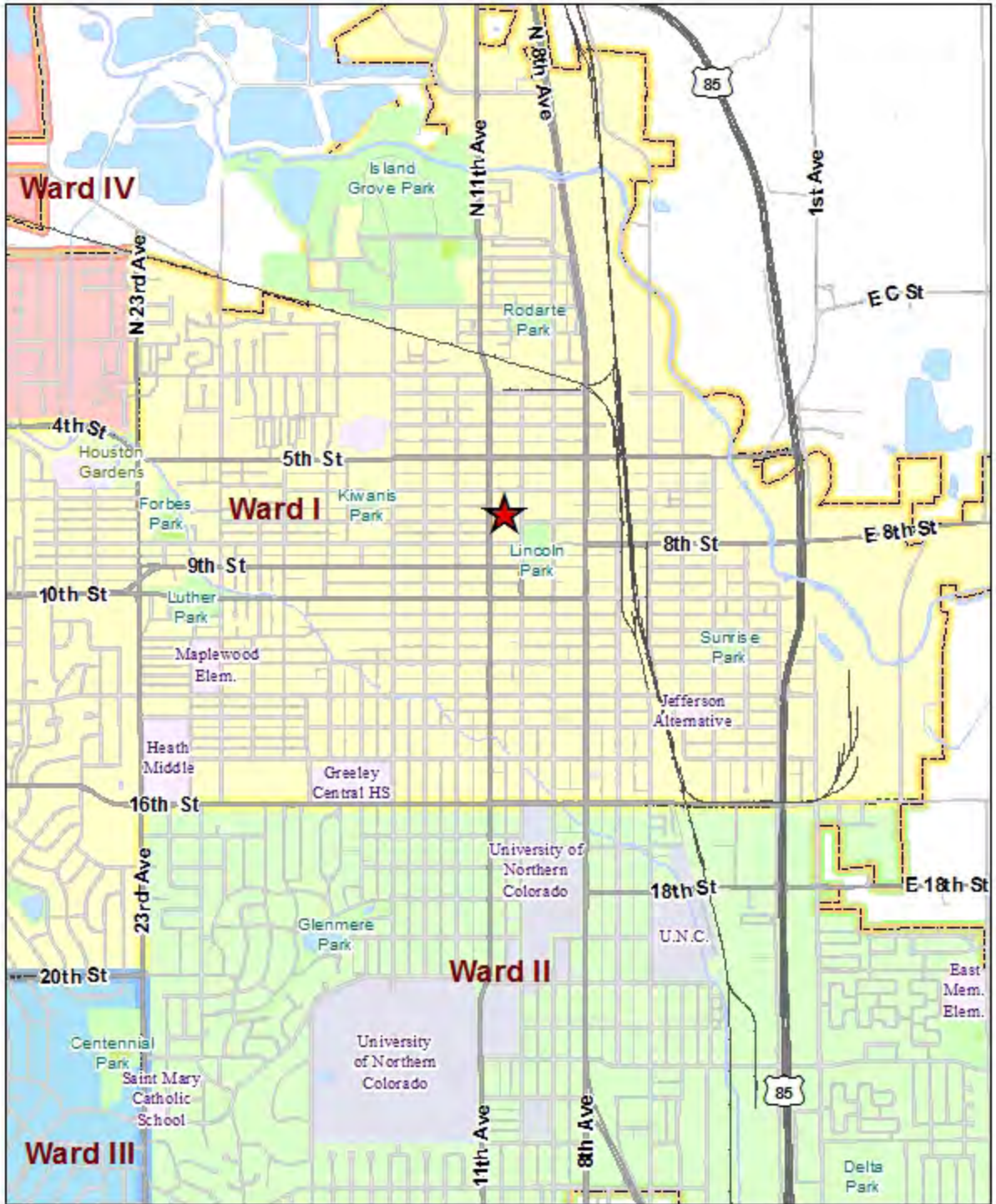
GL Account	Description	2015	2016	2017	2018	2019
Revenue						
6106	OT From Sales And Use Tax	86,300	0	0	0	0
	Total Revenue	86,300	0	0	0	0
Expense						
8202	Construction	63,000	0	0	0	0
8203	Construction - City Depts	4,800	0	0	0	0
8204	Contingency	5,500	0	0	0	0
8212	Land/Building Cost/Demo	5,500	0	0	0	0
8214	Legal Publications	1,000	0	0	0	0
8216	Miscellaneous	2,500	0	0	0	0
8232	Project Management	4,000	0	0	0	0
	Total Expense	86,300	0	0	0	0
	Net Total	0	0	0	0	0

Impact on Operating Budget:



Capital Improvement Projects 2014

Project #: 717



Project Summary

Project Number:	14133	Budget Year:	2015
Project Title:	HVAC Repair / Replacement A/C Unit in I.T. Data Center @ Senior Center	Council Priority:	Infrastructure & Growth- Public Facilities & Equip
Division:	Facilities Management	Budget Status:	Data Entry
Project Type:	Public Buildings Repair/Replacement	Regions:	1- 16 St North/35 Ave East
Year Identified:	2014	Location:	Union Colony Civic Center 701 10th Avenue
Fund:	304 - Food Tax	Project Manager:	Troy Dart
Budget Unit #:		Project Status	Funded

Description:

This project would replace the existing A/C unit that provides cooling for the I.T. Data Center equipment. This equipment operates 24/7 to provide cooling to all the data and fiber-optics equipment in the data room. The A/C equipment was replaced in 1996 and has met its life expectancy of 15 to 20 years.

Discussion of Progress:

Justification:

During the past few years, there has been many repairs (a/c compressors, motor) and the frequency of this repairs has recently increased on this equipment. It is critical that this A/C unit operate to maintain cooling to the data room which supports all the city's I.T. Services. IT has requested 100% back-up for emergency break downs.

Revenue Detail:

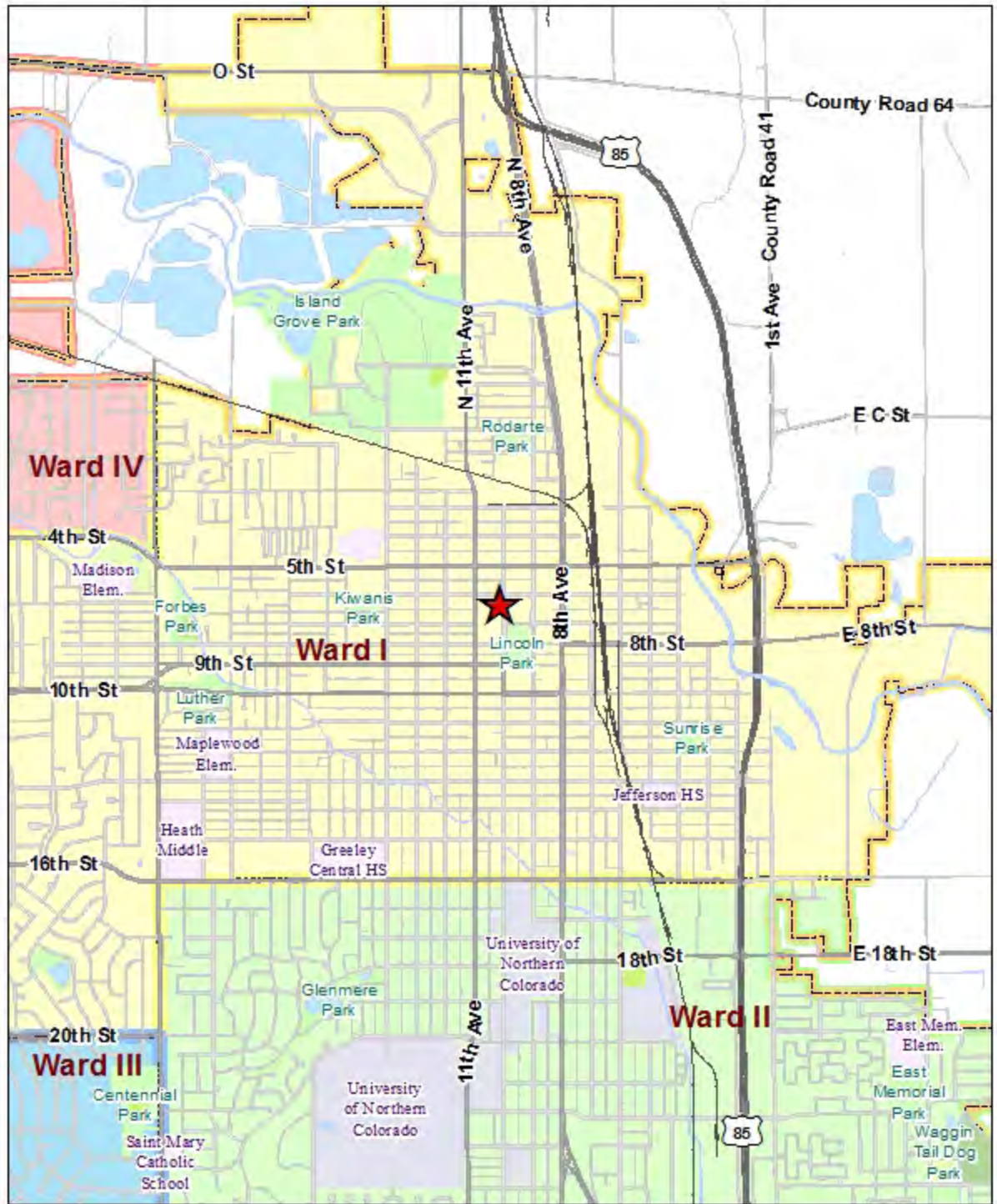
GL Account	Description	2015	2016	2017	2018	2019
Revenue						
6106	OT From Sales And Use Tax	200,000	0	0	0	0
	Total Revenue	200,000	0	0	0	0
Expense						
8202	Construction	199,000	0	0	0	0
8214	Legal Publications	200	0	0	0	0
8232	Project Management	800	0	0	0	0
	Total Expense	200,000	0	0	0	0
	Net Total	0	0	0	0	0

Impact on Operating Budget:



Capital Improvement Projects 2014

Project #: 14133



Project Summary

Project Number:	14008	Budget Year:	2015
Project Title:	HVAC - Upgrade Building Automation System city wide	Council Priority:	Infrastructure & Growth- Public Facilities & Equip
Division:	Facilities Management	Budget Status:	Data Entry
Project Type:	Public Buildings Repair/Replacement	Regions:	0 - Multiple Wards
Year Identified:	2014	Location:	Various Locations
Fund:	304 - Food Tax	Project Manager:	Troy Dart
Budget Unit #:		Project Status	Funded

Description:

Update building automation systems in city facilities that have existing control systems. This is used to control all building functions (air conditioning, HVAC, environmental systems) from a computer at the Facilities building. These buildings include City Hall, City Hall Annex, Public Works Building, Rec Center, Senior Center, Lincoln Park Annex, Museum, Ice Haus, Police Headquarters, and FunPlex.

The HVAC automated system controls the temperature and volume of air entering and exiting the building. The zones that feed warm or cool air to offices, restrooms, conference rooms, and open space are controlled by a variable air volume box (VAV). Thermostats operated either by air or low voltage electricity adjust the VAV as warmer or colder air is called for. Some buildings were designed with one thermostat controlling more than one space. Whoever has the thermostat in their office also controls the temperature in the other offices.

Components include air handlers, chillers, and boilers on the roofs. The software enables the air handlers to mix cold air, warm air, and outside air so that we can keep everyone comfortable at the temperatures they select.

Discussion of Progress:

Justification:

The City of Greeley started to automate the buildings HVAC controls in 1993. Through the years the controls were upgraded and updated to our current Windows XP software. On April 9, 2014, Microsoft ended the support for the Windows XP operating system that controls our building HVAC systems. Microsoft will no longer supply security patches to update the computers running the XP system. IT has stated that without the security patches being updated, the computers will become a severe security risk to data on the network. Currently the network that the HVAC computers are on has been segregated away from the internet, but this does not give us complete protection from outside viruses. The risk of not doing this project is that there could be a security breach of the current software. The project will migrate from Windows XP and upgrade to Windows 7.

Revenue Detail:

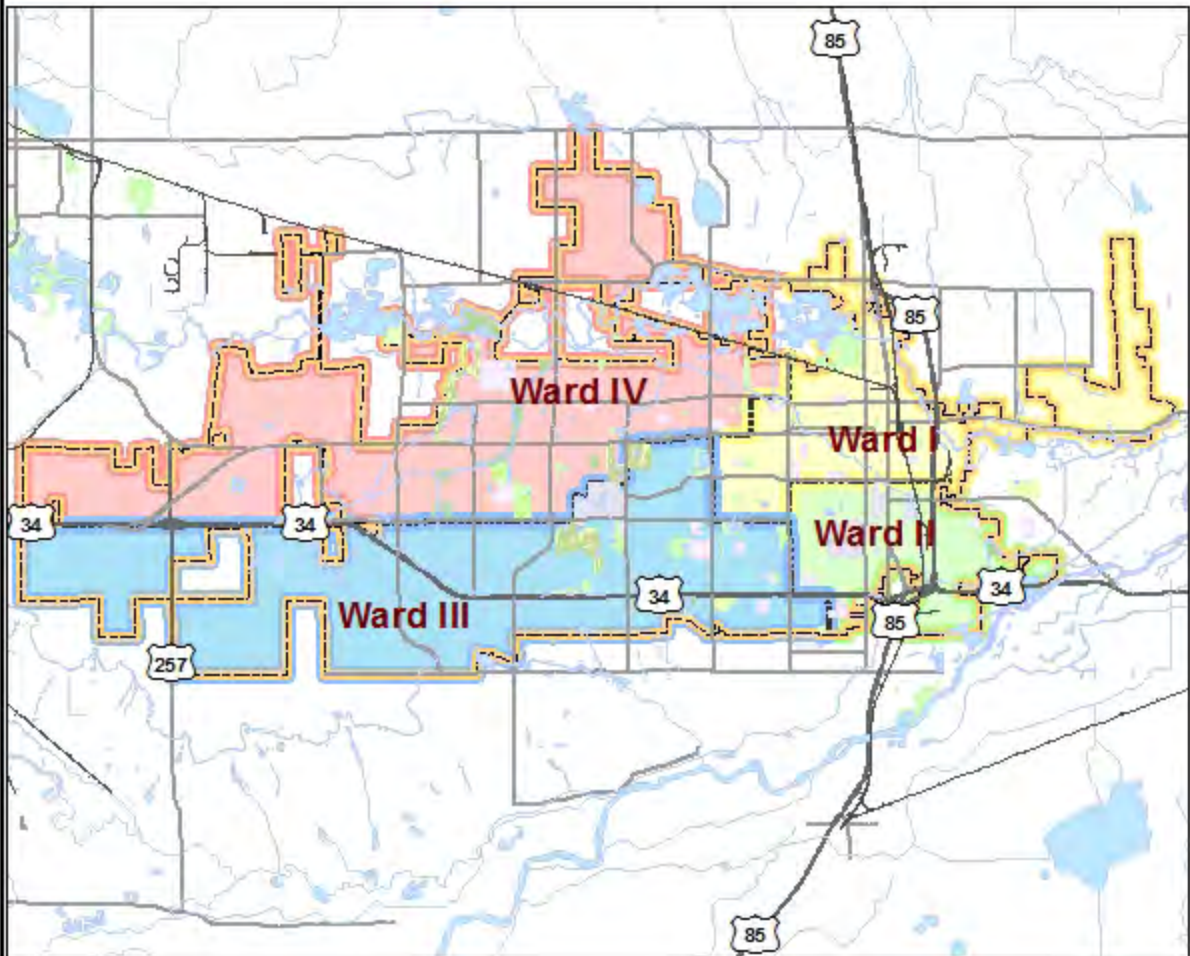
GL Account	Description	2015	2016	2017	2018	2019
Revenue						
6106	OT From Sales And Use Tax	150,000	0	0	0	0
	Total Revenue	150,000	0	0	0	0
Expense						
8202	Construction	135,100	0	0	0	0
8214	Legal Publications	200	0	0	0	0
8232	Project Management	14,700	0	0	0	0
	Total Expense	150,000	0	0	0	0
	Net Total	0	0	0	0	0

Impact on Operating Budget:



Capital Improvement Projects 2014

Project #: Citywide



Project Summary

Project Number: 14010
Project Title: Annual Emergency Facility Repairs
Division: Facilities Management
Project Type: Public Buildings Repair/Replacement
Year Identified: 2014
Fund: 304 - Food Tax
Budget Unit #:

Budget Year: 2015
Council Priority: Infrastructure & Growth- Public Facilities & Equip
Budget Status: Data Entry
Regions: 0 - Multiple Wards
Location: Various Locations
Project Manager: Dale Blehm
Project Status: Funded

Description:

Emergency facility repairs that are identified in the current year that aren't budgeted within the normal two year budget cycle.

Discussion of Progress:

Justification:

These emergency repairs are items like HVAC compressors, roof repairs, larger motors and large water heaters.

Revenue Detail:

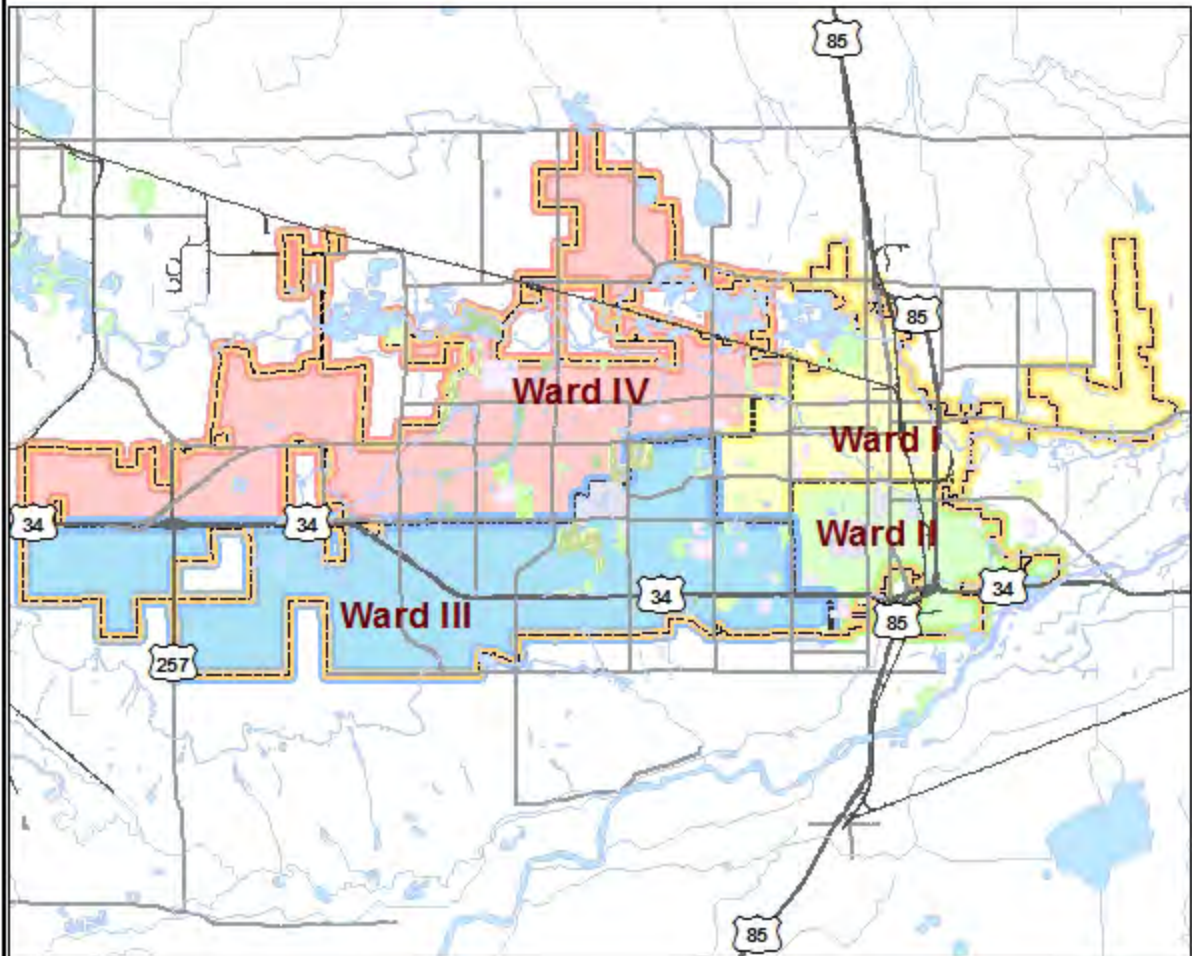
GL Account	Description	2015	2016	2017	2018	2019
Revenue						
6106	OT From Sales And Use Tax	50,000	50,000	50,000	50,000	60,000
	Total Revenue	50,000	50,000	50,000	50,000	60,000
Expense						
8202	Construction	50,000	50,000	50,000	50,000	60,000
	Total Expense	50,000	50,000	50,000	50,000	60,000
	Net Total	0	0	0	0	0

Impact on Operating Budget:



Capital Improvement Projects 2014

Project #: Citywide



Project Summary

Project Number:	14129	Budget Year:	2015
Project Title:	HVAC Repair /Replacement of Two Air Handler Units for Office Areas @ UCCC	Council Priority:	Infrastructure & Growth- Public Facilities & Equip
Division:	Facilities Management	Budget Status:	Data Entry
Project Type:	Public Buildings Repair/Replacement	Regions:	1- 16 St North/35 Ave East
Year Identified:	2014	Location:	Union Colony Civic Center 701 10th Avenue
Fund:	304 - Food Tax	Project Manager:	Troy Dart
Budget Unit #:		Project Status	Funded

Description:

This project will repair/replace two air handler units in the office areas at the UCCC. This is used to heat and cool the back offices in the ticket office on the main level and the 2nd floor administrative offices. Numerous repairs have been made over the years, and the frequency of repairs has recently increased. This is the original equipment and has met their life expectancy of 20 years.

Discussion of Progress:

Justification:

During the Facility Deficiency Audit in 2012, the two air handler units in the office areas at the UCCC were identified in need of replacement. This equipment was original to the building. These units have a service life of 20 years. Because these service offices, they are used year round.

Revenue Detail:

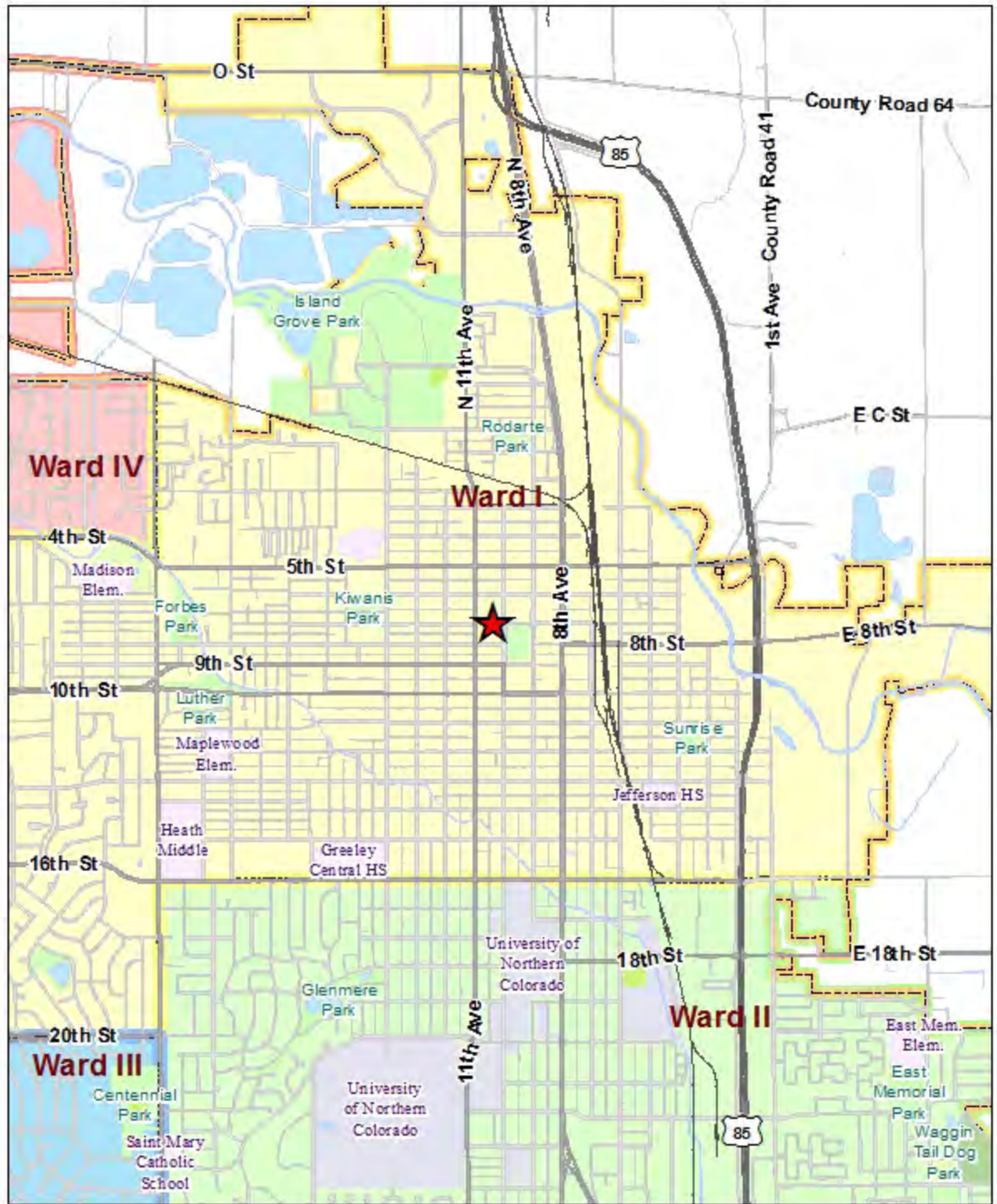
GL Account	Description	2015	2016	2017	2018	2019
Revenue						
6106	OT From Sales And Use Tax	100,000	0	0	0	0
	Total Revenue	100,000	0	0	0	0
Expense						
8202	Construction	99,000	0	0	0	0
8214	Legal Publications	200	0	0	0	0
8232	Project Management	800	0	0	0	0
	Total Expense	100,000	0	0	0	0
	Net Total	0	0	0	0	0

Impact on Operating Budget:



Capital Improvement Projects 2014

Project #: 14129



Project Summary

Project Number:	720	Budget Year:	2015
Project Title:	Recreation Center Carpeting and Vinyl Composite Tile of Entire Facility	Council Priority:	Infrastructure & Growth- Public Facilities & Equip
Division:	Recreation-Culture, Parks & Recreation	Budget Status:	Data Entry
Project Type:	Public Buildings Repair/Replacement	Regions:	1- 16 St North/35 Ave East
Year Identified:	2012	Location:	Recreation Center @ 651 10th Avenue
Fund:	304 - Food Tax	Project Manager:	Dale Blehm
Budget Unit #:		Project Status	Funded

Description:

Replace the carpet in the Recreation Center on all three levels with Vinyl Composite Tile (VCT). Carpet needs to be replaced in vending area (lobby), front foyer, and west hallway/entrances to locker rooms (all on main floor). VCT is a vinyl floor tile that is used for high-traffic areas because of its low cost, durability, and ease of maintenance. Vinyl tiles have high resilience to abrasion and impact damage and can be repeatedly refinished with chemical strippers and mechanical buffing equipment. These tiles can be easily removed and replaced when damaged.

Discussion of Progress:

Justification:

The existing carpet has been in place for over 12 years, and the wear and tear is starting to show. We have tried to extend the life by doing quarterly cleaning. However, in 2015 we need to look at replacing the existing carpet areas. VCT in front of locker room areas is unsightly and non-maintainable (separating).

Revenue Detail:

GL Account	Description	2015	2016	2017	2018	2019
Revenue						
6106	OT From Sales And Use Tax	110,000	0	0	0	0
	Total Revenue	110,000	0	0	0	0
Expense						
8202	Construction	109,000	0	0	0	0
8232	Project Management	1,000	0	0	0	0
	Total Expense	110,000	0	0	0	0
	Net Total	0	0	0	0	0

Impact on Operating Budget:



Capital Improvement Projects 2014

Project #: 720



Project Summary

Project Number:	14147	Budget Year:	2015
Project Title:	Police Station Maintenance Projects	Council Priority:	Infrastructure & Growth- Public Facilities & Equip
Division:	Capital Improvements	Budget Status:	Data Entry
Project Type:	Public Buildings Repair/Replacement	Regions:	
Year Identified:	2014	Location:	Police Station 2875 10th St
Fund:	304 - Food Tax	Project Manager:	
Budget Unit #:		Project Status	Funded

Description:

2015 - Lead abatement @ shooting range deck 1; replace east/west gate controls; replace exhaust fan @ drug storage - secondary building; repair drainage west side; additional outlets for SWAT parking; replace security cameras 2016 - lead abatement @ shooting range decks 2 and 3; refinish epoxy floor @ secondary building evidence rooms; replace flush valves at mens's urinals 2017 - replace/install roof top unit @ secondary building 2018 - replace 3 exhaust fans @ secondary building; replace 6 swamp coolers 2019 - AC split system replace 2 large units; replace 8 small units 2020 - Phase I replace 38 variable air volume @ secondary building; building automatic system upgrade 2021 - Phase 2 replace 38 variable air volume secondary building 2022 - replace commercial domestic hot water heater; domestic water pressure booster 2023 - replace/install 12 infrared heaters @ secondary building 2024 - replace carpet main level

Discussion of Progress:

Justification:

Funding source is restricted to maintenance at the police station

Revenue Detail:

Funding for these projects comes from the .16% sales and use tax rate. The balance after debt service on the 2005 Sales and Use Tax Revenue bonds is used for maintenance of the police station. The amount after debt service is estimated to be \$600,000 \$350,000 is used for day to day maintenance and custodial services with the balance used for major maintenance issues. this sales tax increase will expire on December 31, 2024

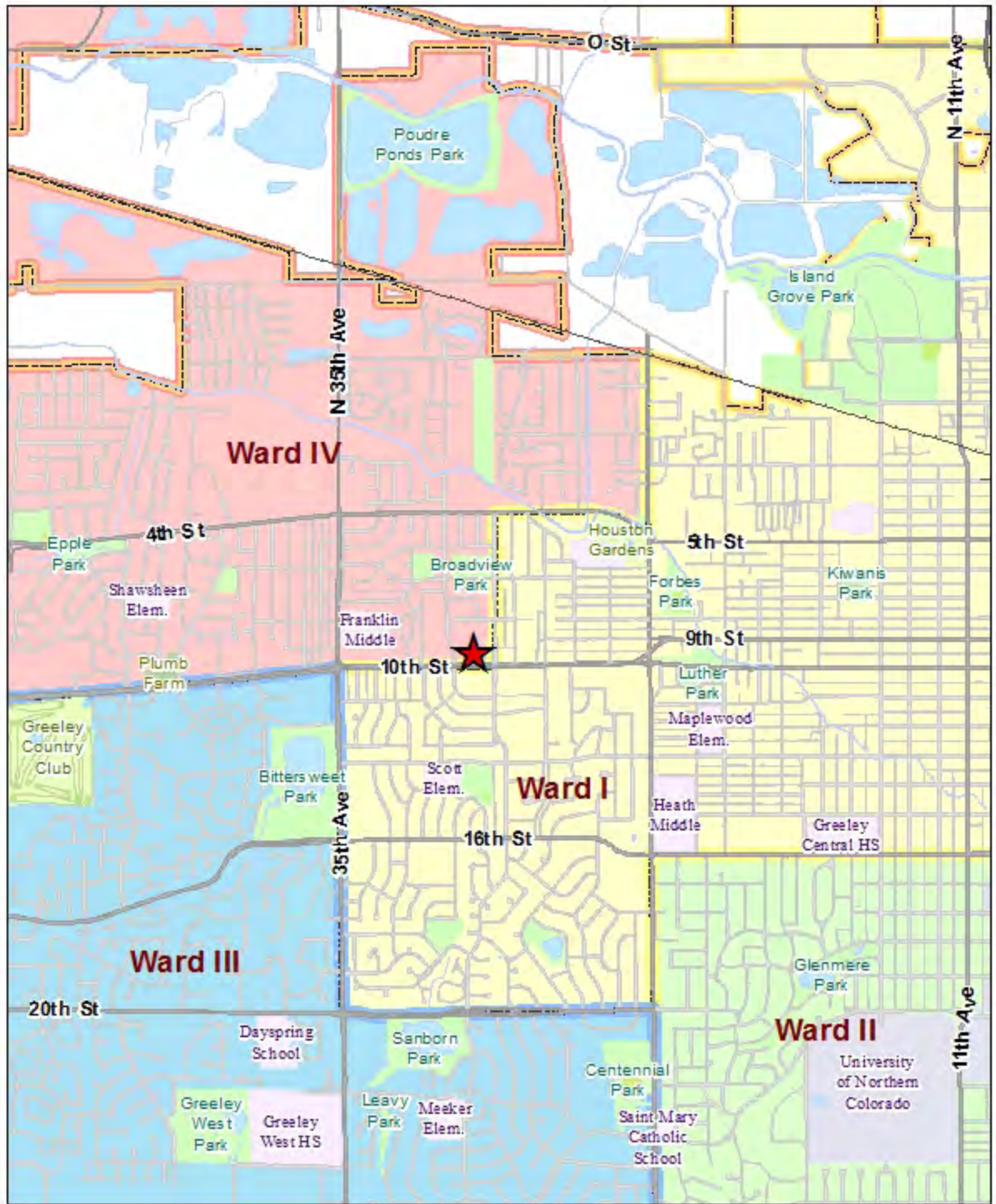
GL Account	Description	2015	2016	2017	2018	2019
Revenue						
6108	OT From Designated Rev Fd	201,000	120,000	60,000	98,000	130,000
	Total Revenue	201,000	120,000	60,000	98,000	130,000
Expense						
8202	Construction	190,500	114,700	59,850	97,800	129,800
8214	Legal Publications	500	300	150	200	200
8234	Repair/Maint Supplies	10,000	5,000	0	0	0
	Total Expense	201,000	120,000	60,000	98,000	130,000
	Net Total	0	0	0	0	0

Impact on Operating Budget:



Capital Improvement Projects 2014

Project #: 14147



Project Summary

Project Number:	AUTO - 313	Budget Year:	2015
Project Title:	HVAC Repair/Replacement-VAV Boxes at City Hall Annex	Council Priority:	Infrastructure & Growth- Public Facilities & Equip
Division:	Facilities Management	Budget Status:	Data Entry
Project Type:	Public Buildings Repair/Replacement	Regions:	1- 16 St North/35 Ave East
Year Identified:	2014	Location:	City Hall Annex @ 1100 10th Street
Fund:	304 - Food Tax	Project Manager:	Troy Dart
Budget Unit #:		Project Status	Funded

Description:

VAV (variable air volume) boxes at City Hall Annex are becoming outdated, and the repair costs to maintain are more than the cost to replace the unit. This must be done to help with energy savings costs and to reduce breakdown time and loss of revenues during breakdowns. These boxes were installed in 1982. These new VAV boxes will allow adjustment of air flow from the building automation system which will allow us to diagnose and trouble shoot from the facility building.

Discussion of Progress:

Justification:

Equipment in buildings are becoming outdated and the repair costs to maintain are more than the cost to replace the unit. This must be done to help with energy savings costs and to reduce breakdown time and loss of revenues during breakdowns. All equipment has exceeded its life expectancy.

Revenue Detail:

GL Account	Description	2015	2016	2017	2018	2019
Revenue						
6106	OT From Sales And Use Tax	0	243,000	0	0	0
	Total Revenue	0	243,000	0	0	0
Expense						
8202	Construction	0	242,000	0	0	0
8214	Legal Publications	0	200	0	0	0
8216	Miscellaneous	0	800	0	0	0
	Total Expense	0	243,000	0	0	0
	Net Total	0	0	0	0	0

Impact on Operating Budget:



Capital Improvement Projects 2014

Project #: 313



Project Summary

Project Number:	14009	Budget Year:	2015
Project Title:	ADA - IG Restroom in Park	Council Priority:	Image-Quality of Life
Division:	Facilities Management	Budget Status:	Data Entry
Project Type:	Infrastructure Maintenance	Regions:	1- 16 St North/35 Ave East
Year Identified:	2014	Location:	Island Grove Park 501 North 14th Avenue
Fund:	304 - Food Tax	Project Manager:	Ziggy Moertl
Budget Unit #:		Project Status	Funded

Description:

A new restroom will be built near the existing facility and the old one will be removed. The new facility will have accessible stalls, sinks and other devices in both the male and female restrooms along with an accessible family restroom.

Discussion of Progress:

Justification:

The purpose of the project is to become complaint with Federal Regulations under the ADA. The existent structure does not have the space needed to provide accessible feature and still maintain the required number of fixtures.

Revenue Detail:

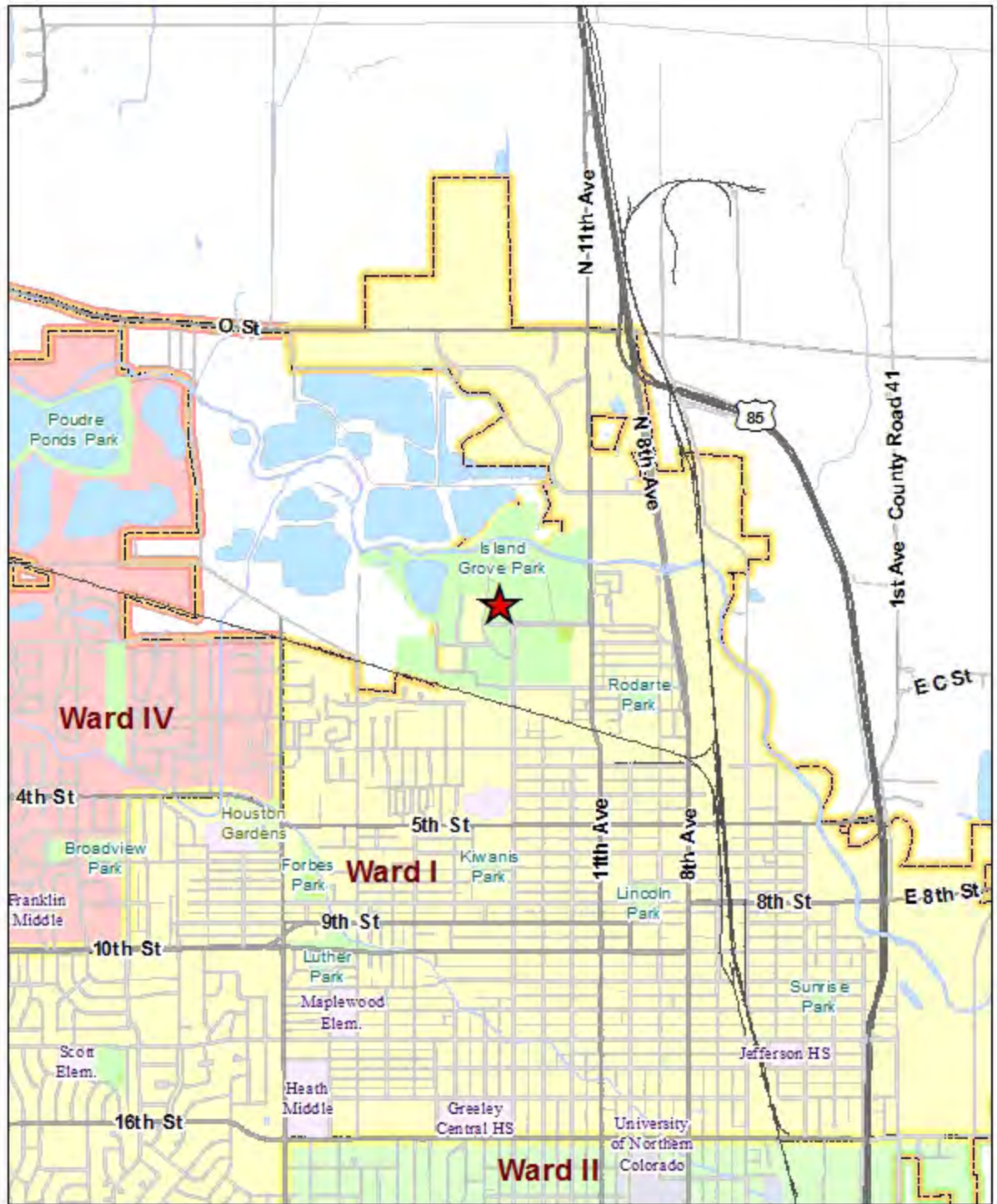
GL Account	Description	2015	2016	2017	2018	2019
Revenue						
6106	OT From Sales And Use Tax	0	350,000	0	0	0
	Total Revenue	0	350,000	0	0	0
Expense						
8202	Construction	0	315,000	0	0	0
8214	Legal Publications	0	300	0	0	0
8232	Project Management	0	34,700	0	0	0
	Total Expense	0	350,000	0	0	0
	Net Total	0	0	0	0	0

Impact on Operating Budget:



Capital Improvement Projects 2014

Project #: 14009



Project Summary

Project Number:	AUTO - 308	Budget Year:	2015
Project Title:	HVAC Repair/Replacement of Domestic Hot Water Heater (DHW)/Pump @ UCCC and Rebuild Blower @ Rec Ctr	Council Priority:	Infrastructure & Growth- Public Facilities & Equip
Division:	Facilities Management	Budget Status:	Data Entry
Project Type:	Public Buildings Repair/Replacement	Regions:	1- 16 St North/35 Ave East
Year Identified:	2014	Location:	Union Colony Civic Center 701 10th Avenue
Fund:	304 - Food Tax	Project Manager:	Troy Dart
Budget Unit #:		Project Status	Funded

Description:

Plans for UCCC include replacing 6 domestic hot water pumps at the UCCC and rebuilding a blower at the Rec Center. This is original equipment from when the UCCC was built in 1987, and the Rec Center was built in 1985.

Discussion of Progress:

Justification:

Equipment in buildings is becoming outdated and the repair costs to maintain are more than the cost to replace the unit. Recently a breaker broke, and we had to search for the part because the manufacturer no longer makes these parts. This will also help with energy savings costs and will alleviate cooling problems in Monfort Concert Hall. All equipment has exceeded its life expectancy.

Revenue Detail:

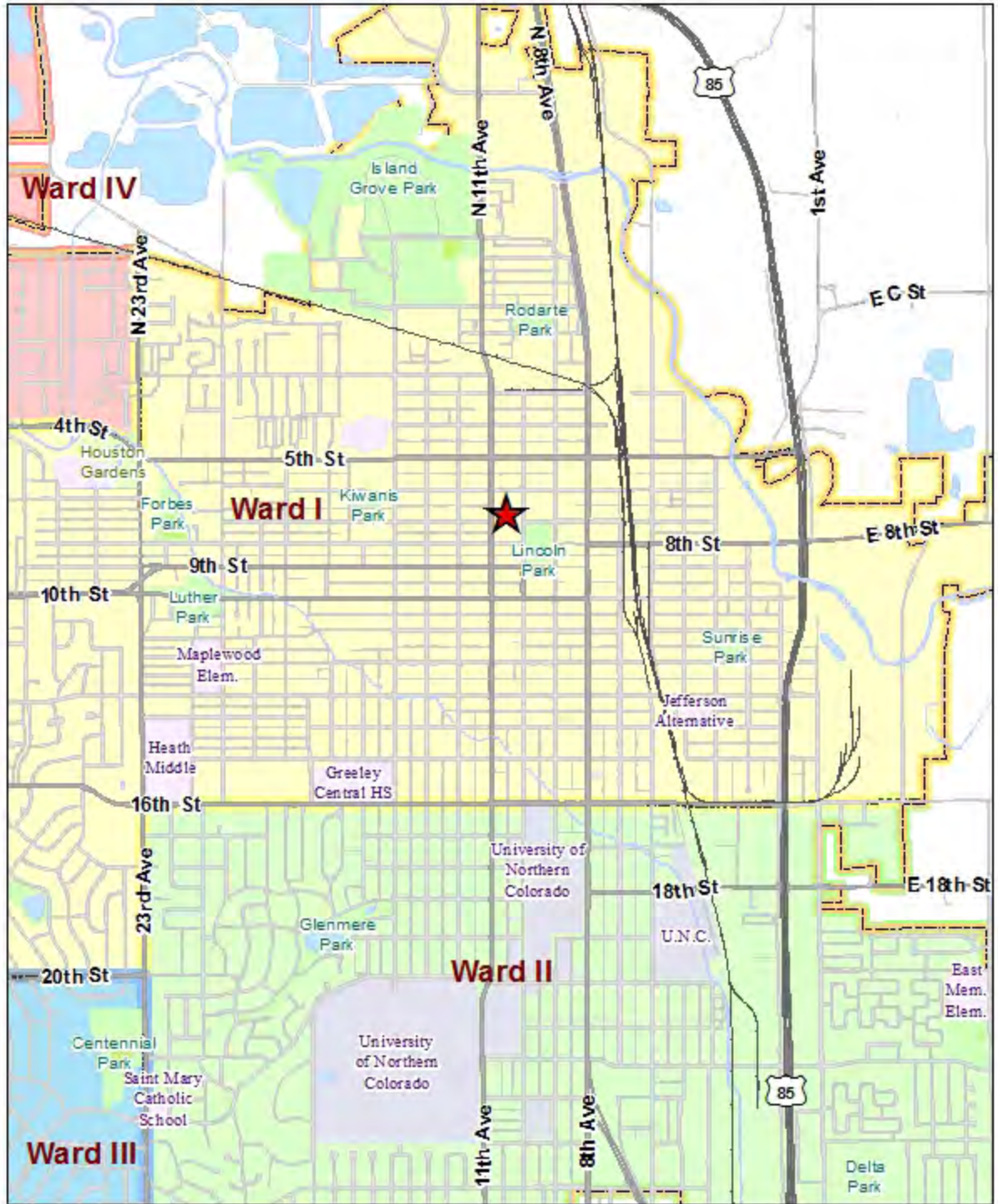
GL Account	Description	2015	2016	2017	2018	2019
Revenue						
6106	OT From Sales And Use Tax	0	220,000	0	0	0
	Total Revenue	0	220,000	0	0	0
Expense						
8202	Construction	0	215,000	0	0	0
8214	Legal Publications	0	200	0	0	0
8216	Miscellaneous	0	4,800	0	0	0
	Total Expense	0	220,000	0	0	0
	Net Total	0	0	0	0	0

Impact on Operating Budget:



Capital Improvement Projects 2014

Project #: 308



Project Summary

Project Number:	AUTO - 314	Budget Year:	2015
Project Title:	HVAC Repair/Replacement-Rec Center Variable Air Volume Boxes @ Rec Center	Council Priority:	Infrastructure & Growth- Public Facilities & Equip
Division:	Facilities Management	Budget Status:	Data Entry
Project Type:	Public Buildings Repair/Replacement	Regions:	1- 16 St North/35 Ave East
Year Identified:	2014	Location:	Recreation Center @ 651 10th Avenue
Fund:	304 - Food Tax	Project Manager:	Troy Dart
Budget Unit #:		Project Status	Funded

Description:

VAV (variable air volume) boxes at the Recreation Center are becoming outdated, and the repair costs to maintain are more than the cost to replace the unit. Control of the system's fan capacity is critical in VAV systems. Without proper and rapid flow rate control, the system's ductwork, or its sealing, can easily be damaged by over-pressurization. As the temperature in the space is satisfied, a VAV box closes to limit the flow of air into the space. As the temperature changes in the space, the box opens to bring the temperature back to the desired level. The fan maintains a constant static pressure in the discharge duct regardless of the position of the VAV box. Therefore, as the boxes close, the fan slows down or restricts the amount of air going into the supply duct. As the boxes open, the fan speeds up and allows more air flow into the duct, maintaining a constant static pressure.

The current VAV boxes do not supply heat. These were incorrectly designed for Colorado. These are original to the building when it was built in 1985. These new VAV boxes will allow Facilities to control individual rooms depending on the number of occupants.

Discussion of Progress:

Justification:

Equipment in buildings are becoming outdated and the repair costs to maintain are more than the cost to replace the unit. This must be done to help with energy savings costs and to reduce breakdown time and loss of revenues during breakdowns. All equipment has exceeded its life expectancy.

Revenue Detail:

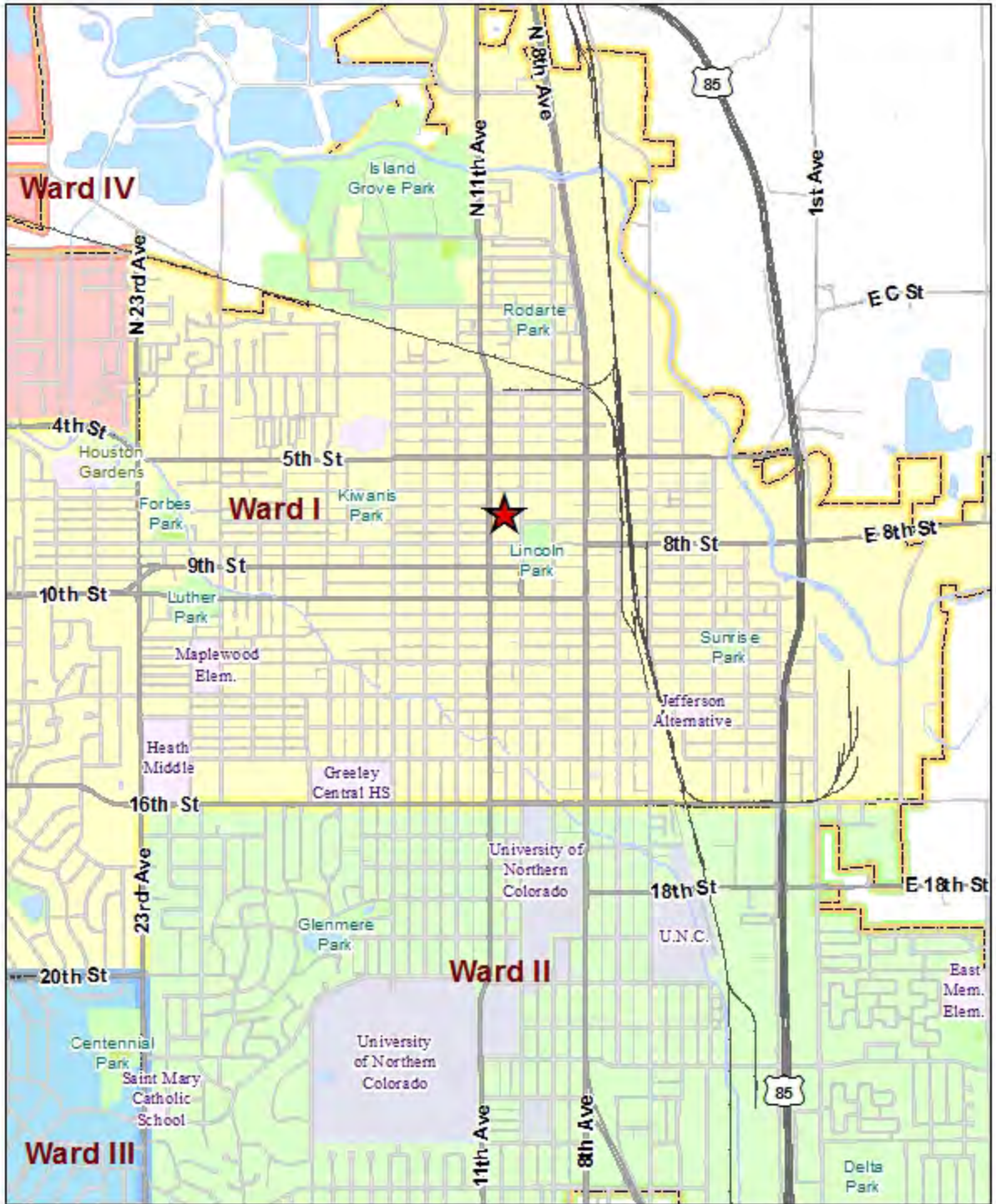
GL Account	Description	2015	2016	2017	2018	2019
Revenue						
6106	OT From Sales And Use Tax	0	0	445,000	0	0
	Total Revenue	0	0	445,000	0	0
Expense						
8202	Construction	0	0	444,800	0	0
8214	Legal Publications	0	0	200	0	0
	Total Expense	0	0	445,000	0	0
	Net Total	0	0	0	0	0

Impact on Operating Budget:



Capital Improvement Projects 2014

Project #: 314



Project Summary

Project Number:	14125	Budget Year:	2015
Project Title:	HVAC Repair/Replacement Infrared Heaters & Exhaust Fans for the Restrooms @ UCCC	Council Priority:	Infrastructure & Growth- Public Facilities & Equip
Division:	Facilities Management	Budget Status:	Data Entry
Project Type:	Public Buildings Repair/Replacement	Regions:	1- 16 St North/35 Ave East
Year Identified:	2014	Location:	Union Colony Civic Center 701 10th Avenue
Fund:	304 - Food Tax	Project Manager:	Troy Dart
Budget Unit #:		Project Status	Funded

Description:

This project will repair/replace infrared heaters & exhaust fans for the restrooms at the UCCC. The fans are used to pull dead air out of restrooms and replace with fresh air. Numerous repairs have been made over the years, and the frequency of repairs has recently increased. The exhaust fans are the original equipment and have met their life expectancy of 20 years. The infrared heaters were added in 2008 for the backstage additional heating during performance equipment off loading. These infrared heaters have a service life of 5 to 10 years.

Discussion of Progress:

Justification:

During the Facility Deficiency Audit in 2012, the infrared heaters & exhaust fans for the restrooms at the UCCC were identified in need of replacement. This equipment was original to the building. The exhaust fans units have a service life of 20 years. Due to minimal use of the exhaust fans for performances, maintenance and cleaning, it has extended their life from 5 to 7 years. Infrared heaters are within their service life at this time and are having minor repairs issues.

Revenue Detail:

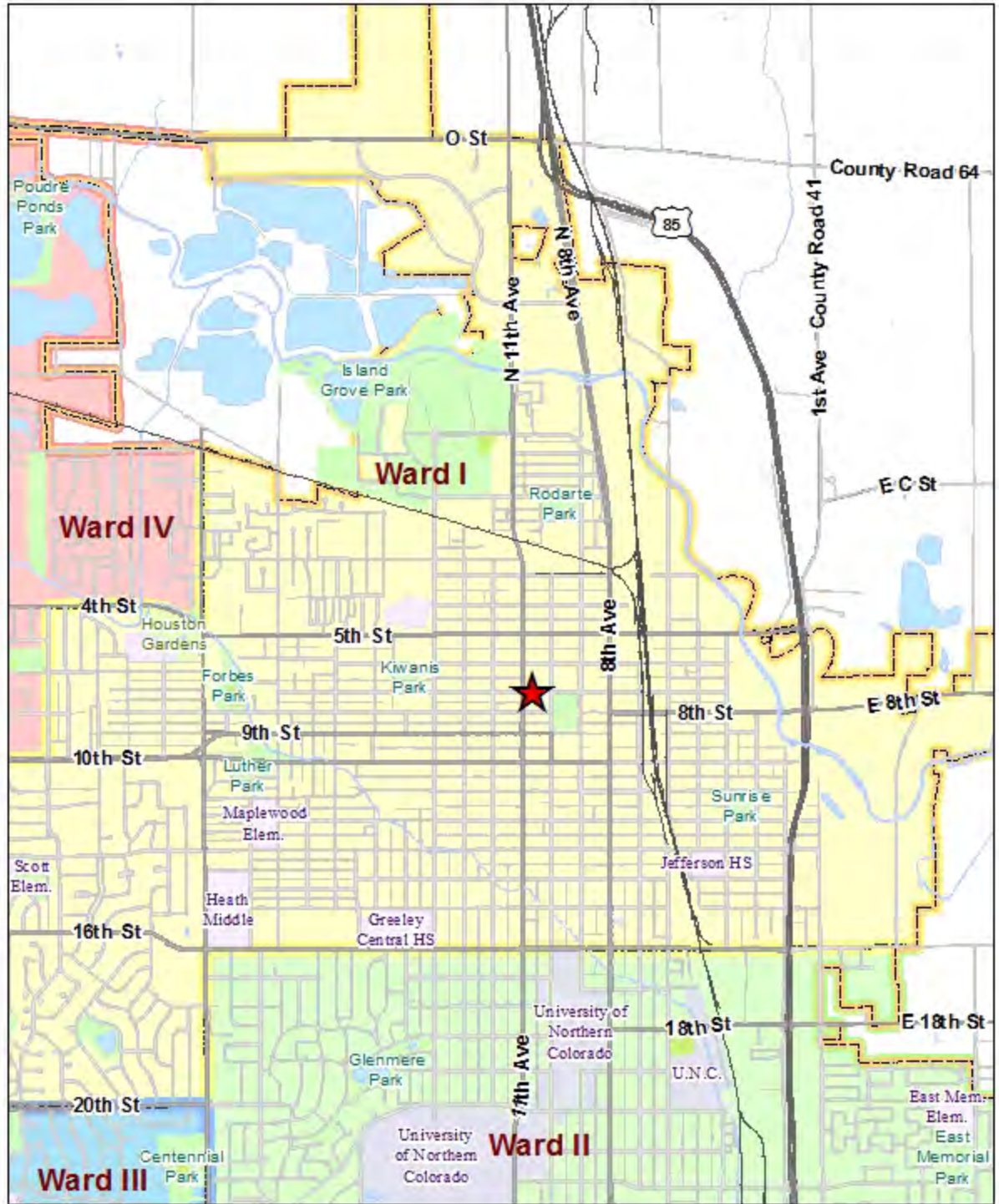
GL Account	Description	2015	2016	2017	2018	2019
Revenue						
6106	OT From Sales And Use Tax	0	0	0	30,000	0
	Total Revenue	0	0	0	30,000	0
Expense						
8202	Construction	0	0	0	29,000	0
8214	Legal Publications	0	0	0	200	0
8232	Project Management	0	0	0	800	0
	Total Expense	0	0	0	30,000	0
	Net Total	0	0	0	0	0

Impact on Operating Budget:



Capital Improvement Projects 2014

Project #: 14125



Project Summary

Project Number:	14126	Budget Year:	2015
Project Title:	HVAC Repair/Replacement Main Air Handler Unit @ Monfort Theatre	Council Priority:	Infrastructure & Growth- Public Facilities & Equip
Division:	Facilities Management	Budget Status:	Data Entry
Project Type:	Public Buildings Repair/Replacement	Regions:	1- 16 St North/35 Ave East
Year Identified:	2014	Location:	Union Colony Civic Center 701 10th Avenue
Fund:	304 - Food Tax	Project Manager:	Troy Dart
Budget Unit #:		Project Status	Funded

Description:

This project will repair/replace main HVAC air handler unit (AHU 6) at Monfort Theatre at UCCC. These unit are used to heat and cool the entire theatre during performances and during maintenance projects. Numerous repairs have been made over the years, and the frequency of repairs has recently increased. This is the original equipment and has met their life expectancy of 25 years.

Discussion of Progress:

Justification:

During the Facility Deficiency Audit in 2012, the main HVAC air handler units (AHU) at Monfort Theatre at the UCCC were identified in need of replacement. This equipment was original to the building. The last A/C compressor repaired was done at a cost of \$8,000. These units have a service life of 25 years. Due to the minimal usage of units during performances and maintenance projects only, it has extended the service life. The units are used about 80% of the time.

Revenue Detail:

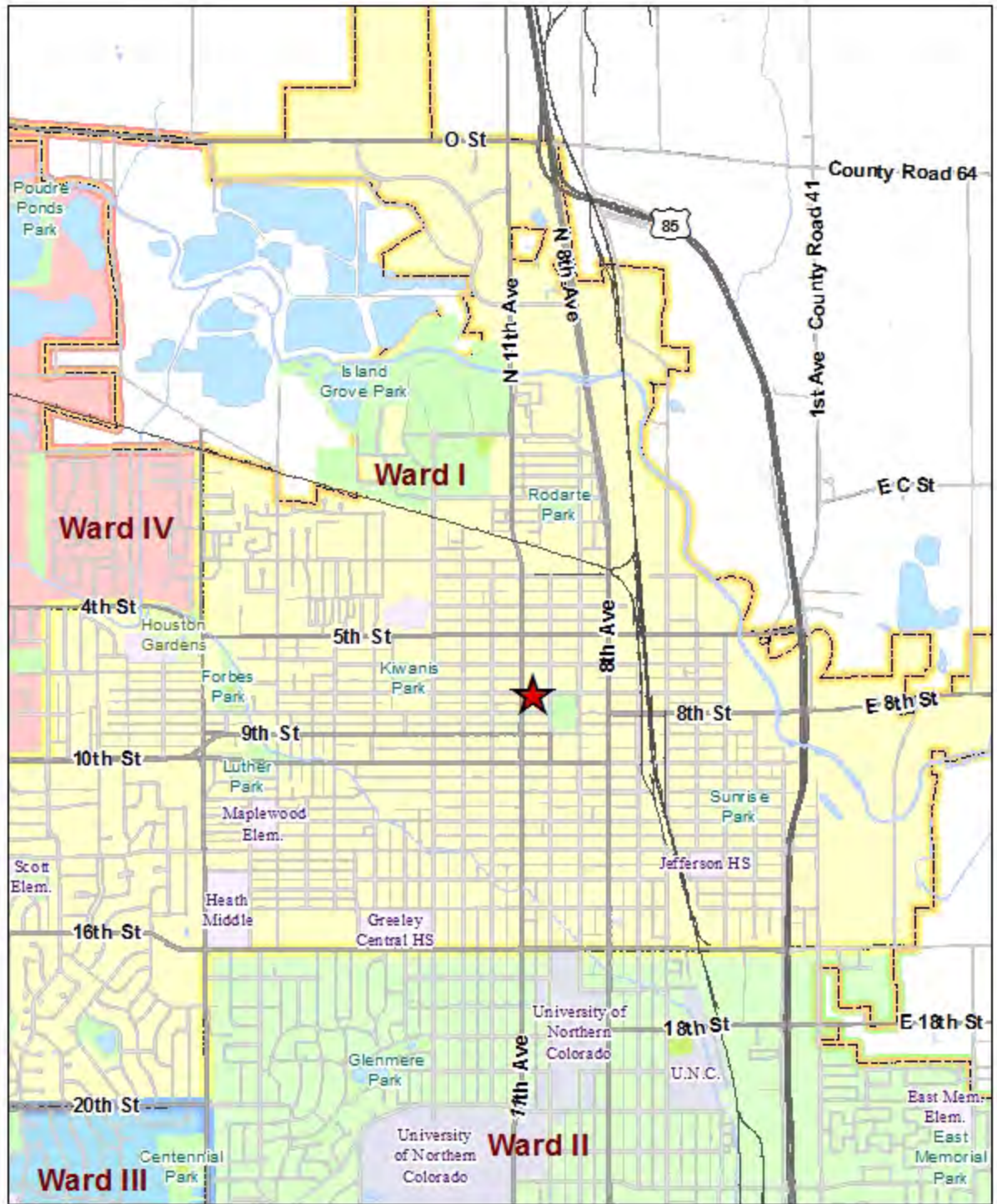
GL Account	Description	2015	2016	2017	2018	2019
Revenue						
6106	OT From Sales And Use Tax	0	0	0	250,000	0
	Total Revenue	0	0	0	250,000	0
Expense						
8202	Construction	0	0	0	249,000	0
8214	Legal Publications	0	0	0	200	0
8232	Project Management	0	0	0	800	0
	Total Expense	0	0	0	250,000	0
	Net Total	0	0	0	0	0

Impact on Operating Budget:



Capital Improvement Projects 2014

Project #: 14126



Project Summary

Project Number:	14128	Budget Year:	2015
Project Title:	HVAC Repair/Replacement of Baseboard Heating System @ UCCC Lobbies	Council Priority:	Infrastructure & Growth- Public Facilities & Equip
Division:	Facilities Management	Budget Status:	Data Entry
Project Type:	Public Buildings Repair/Replacement	Regions:	1- 16 St North/35 Ave East
Year Identified:	2014	Location:	Union Colony Civic Center 701 10th Avenue
Fund:	304 - Food Tax	Project Manager:	Troy Dart
Budget Unit #:		Project Status	Funded

Description:

This project will repair/replace the baseboard heating system in the UCCC lobbies. This is used to heat the lobby area. Numerous repairs have been made over the years, and the frequency of repairs has recently increased. This is the original equipment and has met their life expectancy of 25 years.

Discussion of Progress:

Justification:

During the Facility Deficiency Audit in 2012, the baseboard heating system in the UCCC lobbies were identified in need of replacement. This equipment was original to the building. These units have a service life of 25 years. Due to the minimal usage of units during performances only, it has extended the service life.

Revenue Detail:

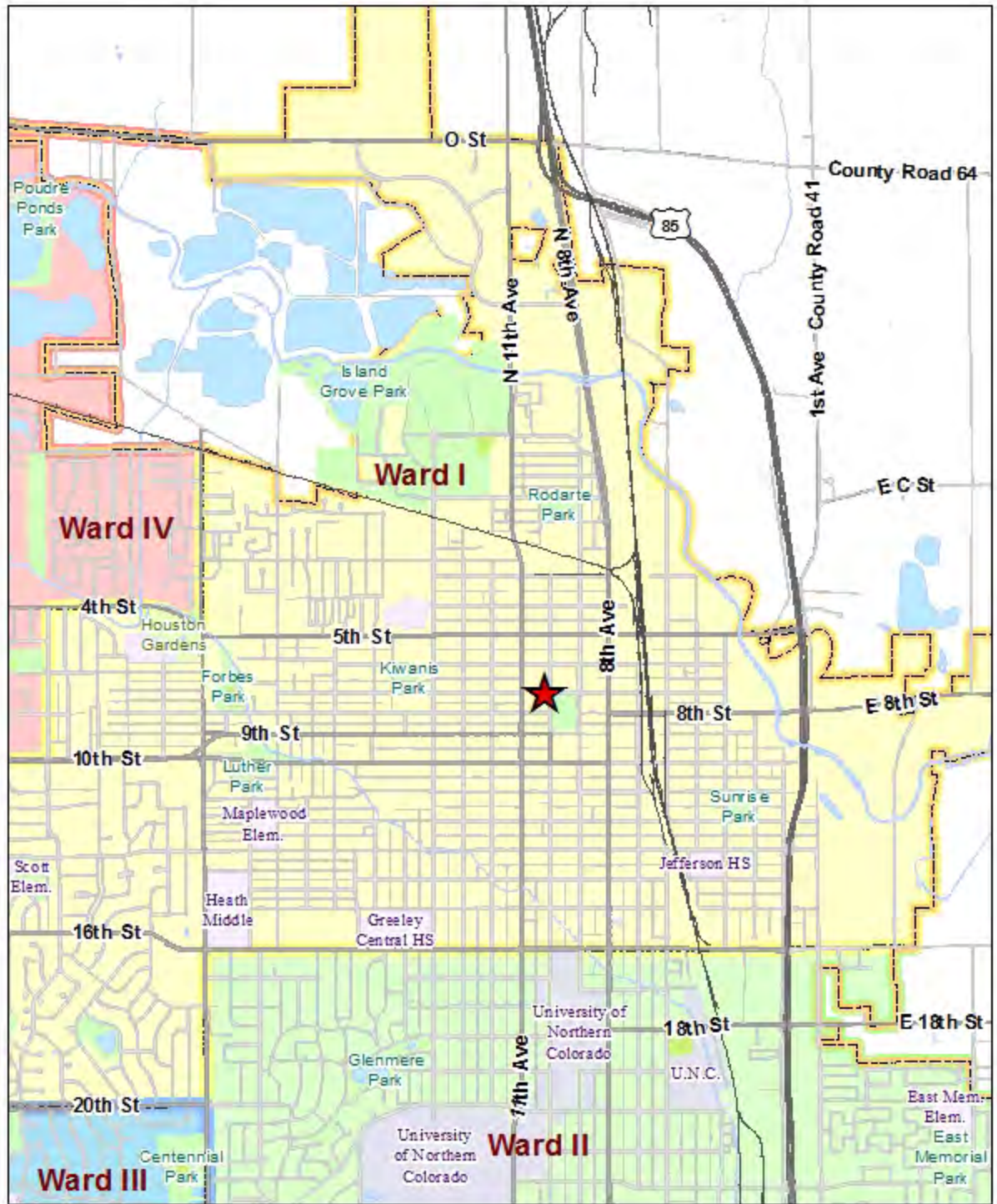
GL Account	Description	2015	2016	2017	2018	2019
Revenue						
6106	OT From Sales And Use Tax	0	0	0	60,000	0
	Total Revenue	0	0	0	60,000	0
Expense						
8202	Construction	0	0	0	59,000	0
8214	Legal Publications	0	0	0	200	0
8232	Project Management	0	0	0	800	0
	Total Expense	0	0	0	60,000	0
	Net Total	0	0	0	0	0

Impact on Operating Budget:



Capital Improvement Projects 2014

Project #: 14128



Project Summary

Project Number:	AUTO - 312	Budget Year:	2015
Project Title:	Roof Repair - Rodarte Main Building Roof Replacement	Council Priority:	Infrastructure & Growth- Public Facilities & Equip
Division:	Facilities Management	Budget Status:	Data Entry
Project Type:	Public Buildings Repair/Replacement	Regions:	1- 16 St North/35 Ave East
Year Identified:	2014	Location:	Rodarte Center @ 920 A Street
Fund:	304 - Food Tax	Project Manager:	Terry Griebe
Budget Unit #:		Project Status	Funded

Description:

The 2,900 square foot roof at the Rodarte Building is in poor condition and needs to be replaced. This section is for the original building and roof which was built in 1978.

Discussion of Progress:

Justification:

This is a built up roof with several pieces of roof top units (RTUs) being removed and patched with galvanized caps. This roof has reached the end of its life cycle. The typical life cycle is 40 years but due to the removal of the RTUs extensive patching has reduced the life of this roof.

Revenue Detail:

GL Account	Description	2015	2016	2017	2018	2019
Revenue						
6106	OT From Sales And Use Tax	0	0	0	100,000	0
	Total Revenue	0	0	0	100,000	0
Expense						
8202	Construction	0	0	0	100,000	0
	Total Expense	0	0	0	100,000	0
	Net Total	0	0	0	0	0

Impact on Operating Budget:



Capital Improvement Projects 2014

Project #: 312



Project Summary

Project Number:	730	Budget Year:	2015
Project Title:	Electrical Upgrade - Lighting Retrofits at City Hall & City Hall Annex	Council Priority:	Infrastructure & Growth- Public Facilities & Equip
Division:	Facilities Management	Budget Status:	Data Entry
Project Type:	Parks Maintenance/Improvement	Regions:	1- 16 St North/35 Ave East
Year Identified:	2012	Location:	Various Locations
Fund:	304 - Food Tax	Project Manager:	Dale Blehm
Budget Unit #:		Project Status	Funded

Description:

In 2000 and 2001, City Hall and City Hall Annex the lighting fixtures were retrofitted to electronic ballasts and 32 watt lamps for energy savings. Normal life expectancy is 10 years. This project would upgrade the lighting fixture lamps and ballasts to LED technology.

Discussion of Progress:

Justification:

This building was identified during the 2012 building audit as a building needing newer energy saving technology. Energy audits assist in identifying future energy cost savings projects due to the raising energy costs. The energy saving target should be (10% to 20% on energy costs) and (60% on maintenance costs).

Revenue Detail:

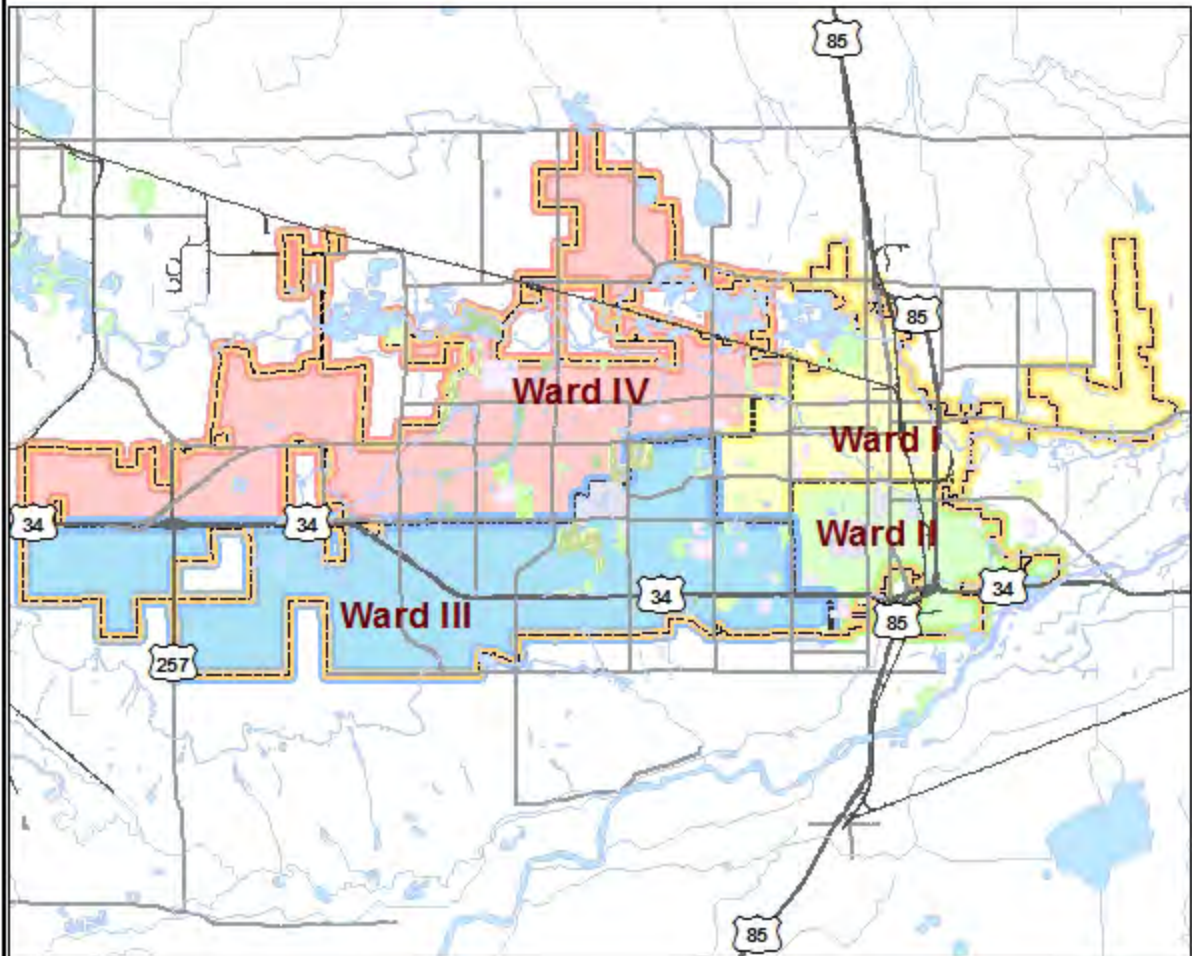
GL Account	Description	2015	2016	2017	2018	2019
Revenue						
6106	OT From Sales And Use Tax	0	0	0	75,000	0
	Total Revenue	0	0	0	75,000	0
Expense						
8202	Construction	0	0	0	67,800	0
8203	Construction - City Depts	0	0	0	6,000	0
8214	Legal Publications	0	0	0	200	0
8234	Repair/Maint Supplies	0	0	0	1,000	0
	Total Expense	0	0	0	75,000	0
	Net Total	0	0	0	0	0

Impact on Operating Budget:



Capital Improvement Projects 2014

Project #: Citywide



Project Summary

Project Number:	AUTO - 436	Budget Year:	2015
Project Title:	Rodarte Park Playground Replacement	Council Priority:	Image-Youth Success
Division:	Parks-Culture, Parks & Recreation	Budget Status:	Data Entry
Project Type:	Parks Maintenance/Improvement	Regions:	1- 16 St North/35 Ave East
Year Identified:	2014	Location:	920 A Street south of the Rodarte Center
Fund:	304 - Food Tax	Project Manager:	Sarah Boyd
Budget Unit #:		Project Status	Funded

Description:

This project will replace the existing playground at Rodarte Park. The existing playground does not meet current safety standards. Staff will remove the existing playground. Input for playground design will be collected from the public and Rodarte Community Center youth participants during neighborhood meeting(s). Vendor will supply playground design, subsurface drainage design, playground installation, drainage installation and safety surfacing installation.

Discussion of Progress:

Justification:

Playground no longer meets the standards set by ASTM, CPSC and NPSI for safety. The existing playground is over 15 years old and beyond its useful life. Opportunities for head and neck entrapments as well as chipping paint and rusting steel contribute to the need for replacement. This is a highly utilized playground given the multiple community programs that occur at the Rodarte Center.

Revenue Detail:

GL Account	Description	2015	2016	2017	2018	2019
Revenue						
6106	OT From Sales And Use Tax	150,000	0	0	0	0
	Total Revenue	150,000	0	0	0	0
Expense						
8202	Construction	147,750	0	0	0	0
8212	Land/Building Cost/Demo	1,000	0	0	0	0
8214	Legal Publications	250	0	0	0	0
8232	Project Management	1,000	0	0	0	0
	Total Expense	150,000	0	0	0	0
	Net Total	0	0	0	0	0

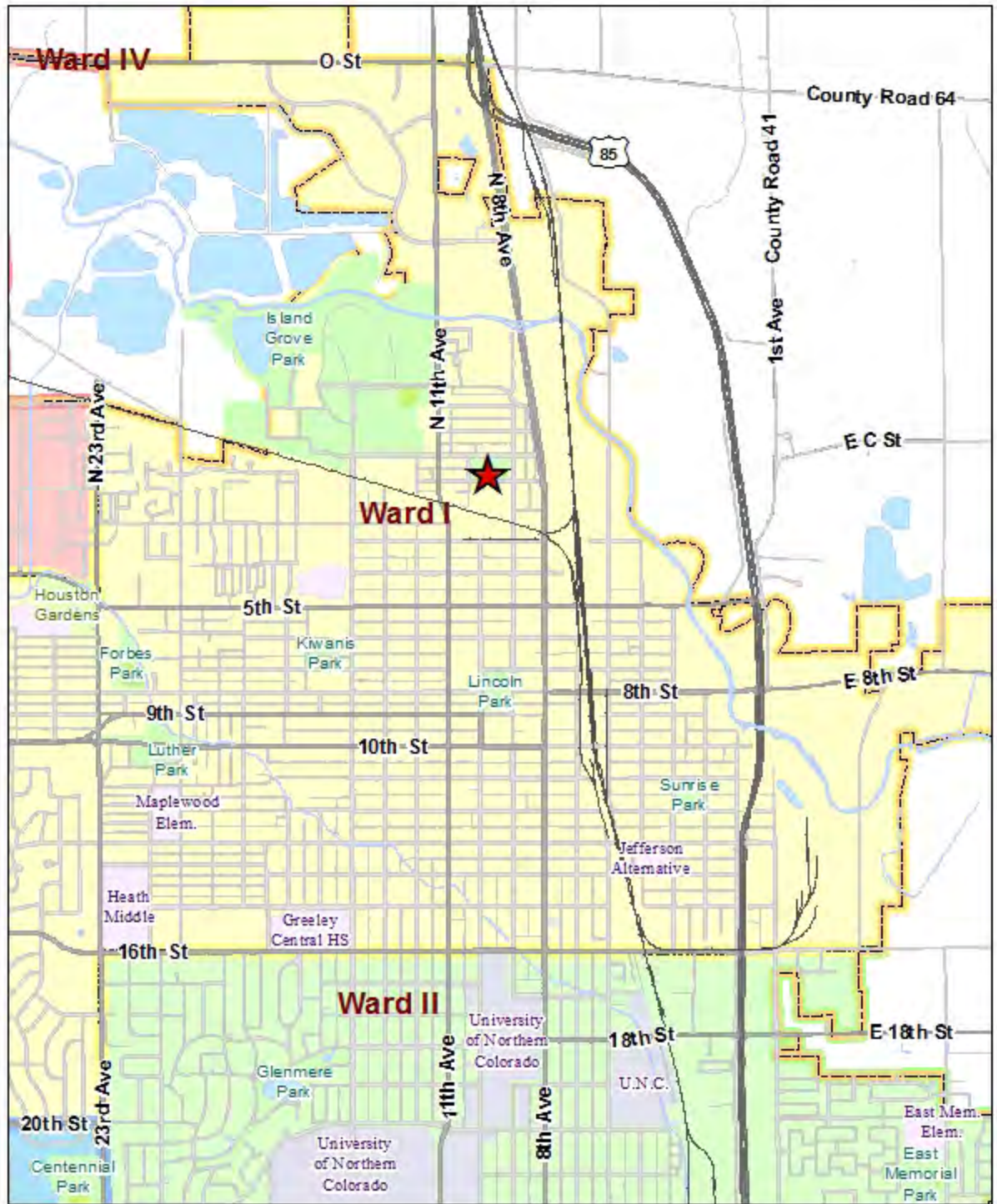
Impact on Operating Budget:

\$1,000 savings/year to repairing of poured in place surfacing. \$1,000 savings/year for repairing of deteriorating playground composite structures.



Capital Improvement Projects 2014

Project #: 436



Project Summary

Project Number:	14001	Budget Year:	2015
Project Title:	Irrigation System Replacements @ Anna Gimmestad	Council Priority:	Image-Healthy Neighborhoods
Division:	Parks	Budget Status:	Data Entry
Project Type:	Parks Maintenance/Improvement	Regions:	3- 10 St South/23 Ave West
Year Identified:	2014	Location:	Anna Gimmestad 19th Avenue and 31st St Road
Fund:	304 - Food Tax	Project Manager:	Sarah Boyd
Budget Unit #:		Project Status	Funded

Description:

Irrigation redesign and replacement at Anna Gimmestad 19th Avenue and 31st St Road

Discussion of Progress:

Justification:

Systems are over 30 years old. Availability of replacement parts and multiple repairs have made the system inefficient. Maintenance and repair costs continue to rise annually.

Revenue Detail:

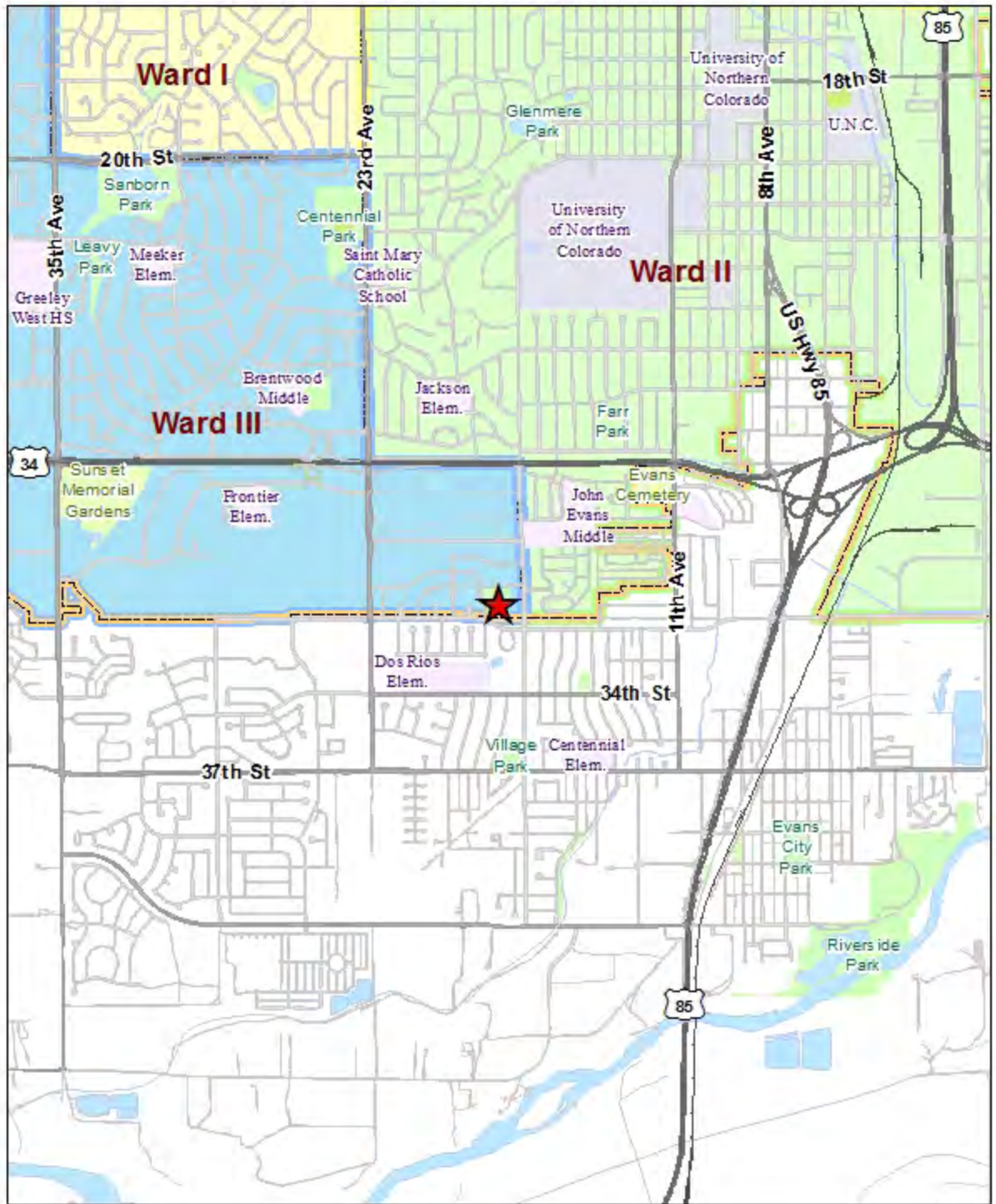
GL Account	Description	2015	2016	2017	2018	2019
Revenue						
6106	OT From Sales And Use Tax	0	0	150,000	0	0
	Total Revenue	0	0	150,000	0	0
Expense						
8202	Construction	0	0	131,000	0	0
8214	Legal Publications	0	0	300	0	0
8232	Project Management	0	0	18,700	0	0
	Total Expense	0	0	150,000	0	0
	Net Total	0	0	0	0	0

Impact on Operating Budget:



Capital Improvement Projects 2014

Project #: 14001



Project Summary

Project Number:	AUTO - 311	Budget Year:	2015
Project Title:	ADA - Island Grove Splash Pad Accessibility Issues	Council Priority:	Image-Quality of Life
Division:	Facilities Management	Budget Status:	Data Entry
Project Type:	Infrastructure Maintenance	Regions:	1- 16 St North/35 Ave East
Year Identified:	2012	Location:	Island Grove Splash Park 14th Avenue and A street. Sunrise Splash Park 325 12th Street
Fund:	304 - Food Tax	Project Manager:	Ziggy Moertl
Budget Unit #:	3040006006200906	Project Status	Funded

Description:

This project will address accessibility issues at the Island Grove Splash Park by replacing the sidewalks leading from the parking area to the entrances and areas not accessible within this facilities to meet the ADA requirements.

In 2012, construction of the Island Grove Splash Park facility was funded by the Quality of Life Fund. Existing accessibility issues related to existing sidewalks were identified as a separate project utilizing funding in Food Tax Fund.

Discussion of Progress:

Justification:

To become compliant with Federal Regulations under ADA. In 2012 the City conducted a City-wide ADA audit of all City facilities in order to update the City need to meet the new ADA requirements citywide.

Revenue Detail:

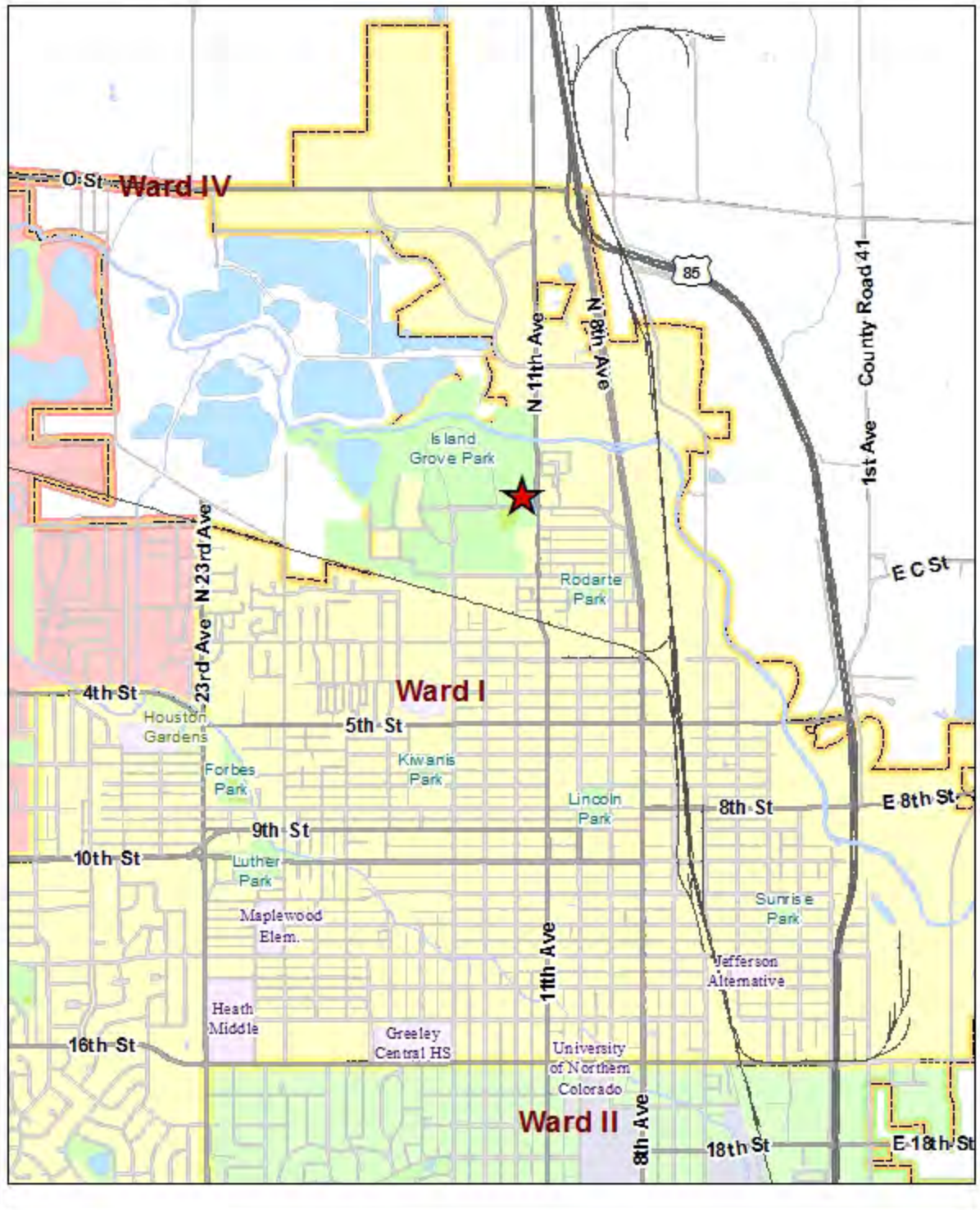
GL Account	Description	2015	2016	2017	2018	2019
Revenue						
6106	OT From Sales And Use Tax	0	0	175,000	0	0
	Total Revenue	0	0	175,000	0	0
Expense						
8202	Construction	0	0	174,000	0	0
8214	Legal Publications	0	0	200	0	0
8216	Miscellaneous	0	0	800	0	0
	Total Expense	0	0	175,000	0	0
	Net Total	0	0	0	0	0

Impact on Operating Budget:



Capital Improvement Projects 2014

Project #: 311



Project Summary

Project Number:	1001	Budget Year:	2015
Project Title:	Handicap Access Improvements ADA Poudre Trailheads	Council Priority:	Image-Quality of Life
Division:	Facilities Management	Budget Status:	Data Entry
Project Type:	Parks Maintenance/Improvement	Regions:	0 - Multiple Wards
Year Identified:	2012	Location:	Various locations
Fund:	304 - Food Tax	Project Manager:	Ziggy Moertl
Budget Unit #:		Project Status	Funded

Description:

To improve the accessibility to the Poudre Trailheads, this project would be to improve accessible parking and route to the trail. There are several locations that need improvement: 71st Avenue, 59th Avenue, 25th Avenue, 35th Avenue (west side of street), and Island Grove also needs to be redone.

Discussion of Progress:

Justification:

To become compliant with Federal Regulations under ADA.

Revenue Detail:

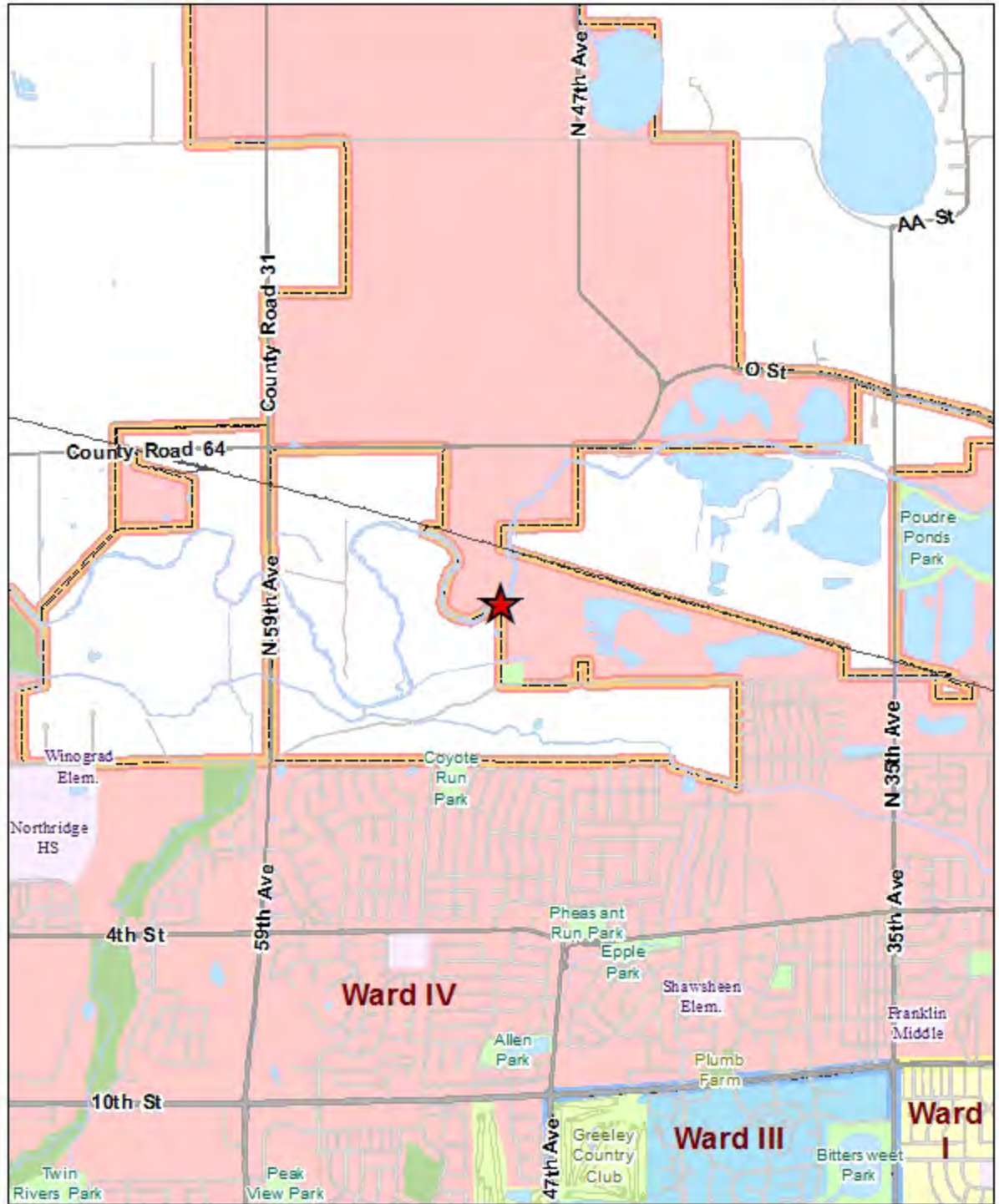
GL Account	Description	2015	2016	2017	2018	2019
Revenue						
6106	OT From Sales And Use Tax	0	0	130,000	0	0
	Total Revenue	0	0	130,000	0	0
Expense						
8202	Construction	0	0	122,500	0	0
8206	Design Fees	0	0	7,300	0	0
8214	Legal Publications	0	0	200	0	0
	Total Expense	0	0	130,000	0	0
	Net Total	0	0	0	0	0

Impact on Operating Budget:



Capital Improvement Projects 2014

Project #: 1001



Project Summary

Project Number:	14124	Budget Year:	2015
Project Title:	Irrigation System Replacement - Sunrise Park	Council Priority:	Image-Healthy Neighborhoods
Division:	Parks	Budget Status:	Data Entry
Project Type:	Parks Maintenance/Improvement	Regions:	3- 10 St South/23 Ave West
Year Identified:	2014	Location:	Sunrise Park @ 325 12th Street
Fund:	304 - Food Tax	Project Manager:	Sarah Boyd
Budget Unit #:		Project Status	Funded

Description:

Irrigation redesign and replacement at Sunrise Park @ 325 12th Street

Discussion of Progress:

Justification:

Systems are over 30 years old. Availability of replacement parts and multiple repairs have made the system inefficient. Maintenance and repair costs continue to rise annually.

Revenue Detail:

GL Account	Description	2015	2016	2017	2018	2019
Revenue						
6106	OT From Sales And Use Tax	0	0	150,000	0	0
	Total Revenue	0	0	150,000	0	0
Expense						
8202	Construction	0	0	131,000	0	0
8214	Legal Publications	0	0	300	0	0
8232	Project Management	0	0	18,700	0	0
	Total Expense	0	0	150,000	0	0
	Net Total	0	0	0	0	0

Impact on Operating Budget:



Capital Improvement Projects 2014

Project #: 14124



Project Summary

Project Number:	14006	Budget Year:	2015
Project Title:	Irrigation system replacement - Pheasant Run	Council Priority:	Image-Healthy Neighborhoods
Division:	Parks	Budget Status:	Data Entry
Project Type:	Parks Maintenance/Improvement	Regions:	4 - 10 St North/23 Ave West
Year Identified:	2014	Location:	Pheasant Run Park @ 45th Avenue and 4th Street
Fund:	304 - Food Tax	Project Manager:	Sarah Boyd
Budget Unit #:		Project Status	Funded

Description:

Irrigation redesign and replacement at Pheasant Run Park

Discussion of Progress:

Justification:

Availability of replacement parts, multiple repairs and aging infrastructure have made the system inefficient. Maintenance and repair costs continue to rise annually.

Revenue Detail:

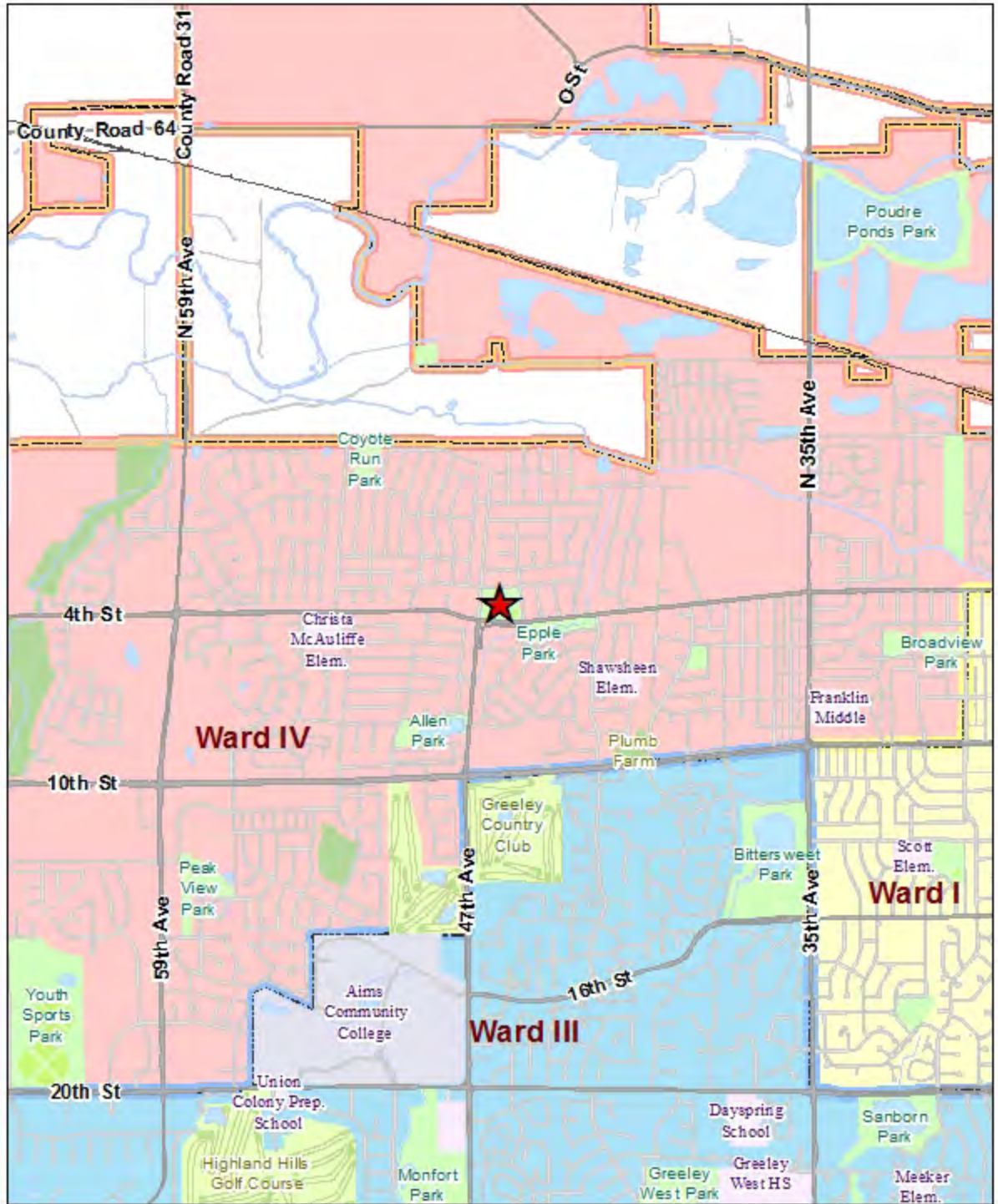
GL Account	Description	2015	2016	2017	2018	2019
Revenue						
6106	OT From Sales And Use Tax	0	0	0	203,000	0
	Total Revenue	0	0	0	203,000	0
Expense						
8202	Construction	0	0	0	182,800	0
8214	Legal Publications	0	0	0	200	0
8232	Project Management	0	0	0	20,000	0
	Total Expense	0	0	0	203,000	0
	Net Total	0	0	0	0	0

Impact on Operating Budget:



Capital Improvement Projects 2014

Project #: 14006



Project Summary

Project Number:	1014	Budget Year:	2015
Project Title:	Fuel Site Upgrades	Council Priority:	Infrastructure & Growth- Public Facilities & Equip
Division:	Equipment Maintenance	Budget Status:	Data Entry
Project Type:	Infrastructure Maintenance	Regions:	0 - Multiple Wards
Year Identified:	2012	Location:	Various Locations
Fund:	304 - Food Tax	Project Manager:	Tom Russell
Budget Unit #:		Project Status	Funded

Description:

The City has three (3) locations that have underground storage tanks (UST) facilities for gasoline and diesel fuel that have out of date pumps that are very difficult to find replacement parts for. In order to improve the pumps the tanks must also be brought up to code. These old pumps and tanks are located at Linn Grove Cemetery, Highland Hills Golf Course, and Boomerang Golf Course. At all three locations, these UST are 1,000 gallon capacity each, and were installed between 1992 and 1998. The tanks, pumps, and piping are registered with the Department of Labor and Employment, Division of Oil and Public Safety and fall under the guidelines requiring Class A certification and monitoring. The proposal is to replace the pumps and tanks at the three locations over a three year period. Contingency funds have been included to cover possible soil contamination.

Discussion of Progress:

Justification:

The recommendation for removal and replacement of these underground tanks is to proactively make improvements before failure. The pumps, piping and tanks are all showing signs of wear and are in need of replacement. Parts for the pumps are obsolete. At each location, leakage from the tanks, and the resulting underground contamination of soils under adjacent buildings (golf courses) or into an adjacent reflection pond (Linn Grove) would result in high remediation costs and possible penalties. By removing the underground storage tanks and replacing them with 500 gallon double wall containment above ground tanks, the city would reduce the risk of soil contamination and would not fall under the current requirements of Class A inspections and registrations.

Revenue Detail:

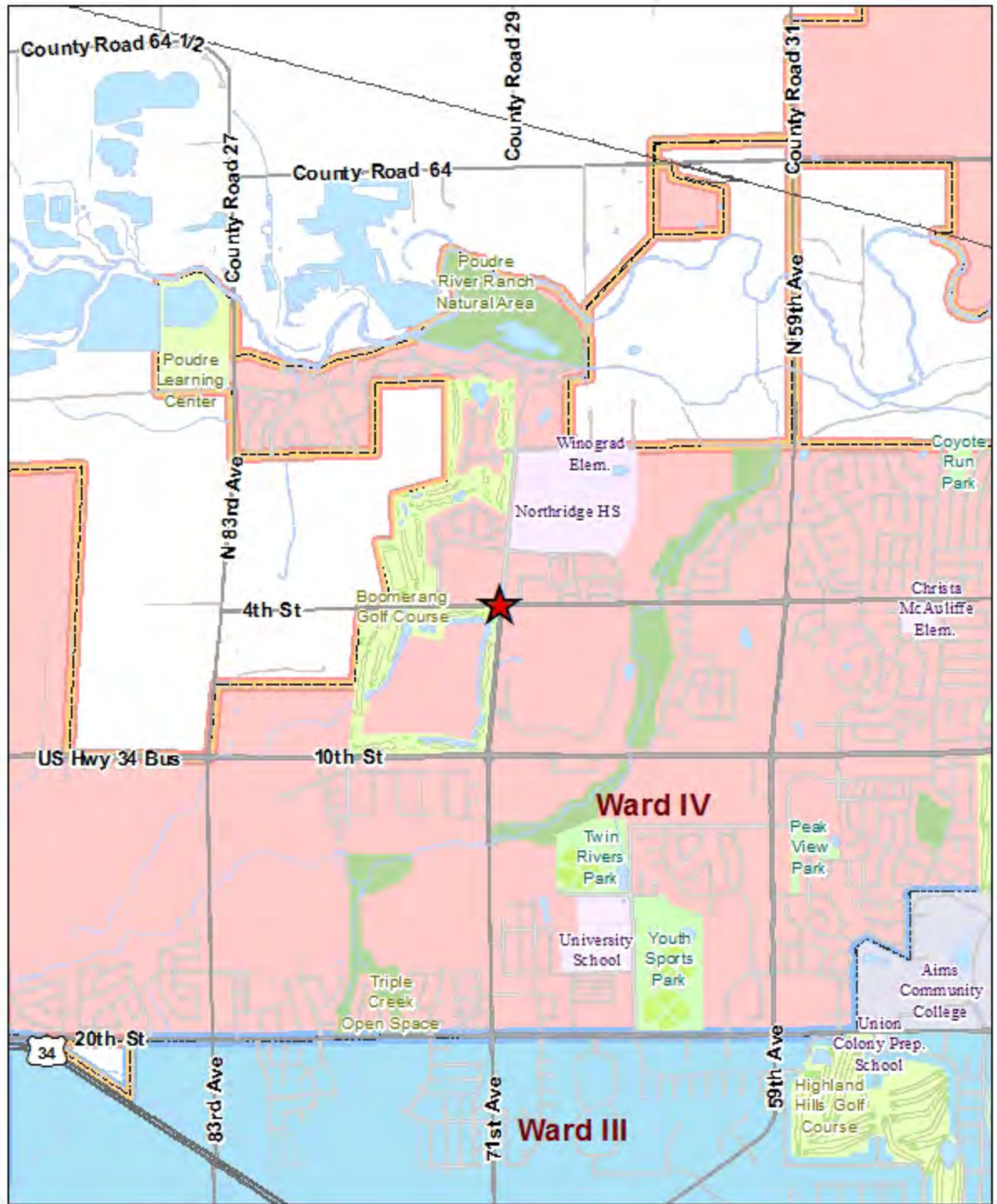
GL Account	Description	2015	2016	2017	2018	2019
Revenue						
6106	OT From Sales And Use Tax	66,000	66,000	66,000	0	0
	Total Revenue	66,000	66,000	66,000	0	0
Expense						
8202	Construction	50,000	50,000	50,000	0	0
8204	Contingency	10,000	10,000	10,000	0	0
8206	Design Fees	3,000	3,000	3,000	0	0
8210	Hazmat	1,000	1,000	1,000	0	0
8214	Legal Publications	500	500	500	0	0
8216	Miscellaneous	500	500	500	0	0
8232	Project Management	1,000	1,000	1,000	0	0
	Total Expense	66,000	66,000	66,000	0	0
	Net Total	0	0	0	0	0

Impact on Operating Budget:



Capital Improvement Projects 2014

Project #: 1014



Project Summary

Project Number:	40	Budget Year:	2015
Project Title:	Concrete Repair & Cross Pan Replacement Program	Council Priority:	Safety- Traffic Safety
Division:	Engineering	Budget Status:	Data Entry
Project Type:	Infrastructure Maintenance	Regions:	0 - Multiple Wards
Year Identified:	2012	Location:	Various Locations
Fund:	304 - Food Tax	Project Manager:	Joe Marcisofsky
Budget Unit #:	3040006006190900	Project Status	Funded

Description:

The concrete repair program is for the replacement of deteriorated sidewalks, curbs and gutters, alley entrances, cross pans at intersections, etc. throughout the city that are the City's responsibility, such as parks, city buildings, arterial streets, and other city owned properties. A priority is for areas planned for future overlay/reconstruction street projects and at areas that pose health and safety problems. Curb & gutter that hold water are given special consideration to remove the threat of damage to sub-base materials that can cause deterioration to street pavement sections due to loss of adequate structural support.

Discussion of Progress:

Work completed resulted in construction of over 70 ramps and 15 cross pans in 2013.

Justification:

Much of the concrete infrastructure throughout the City is deteriorated and a higher funding level is needed to begin to remedy the problem. For the past several years, this program has been able to address only the worst problems. Curb and gutter are the homeowners responsibility except for alley aprons and intersections. Curb and gutter that is a rough ride or allows water to seep into the roadway causing pavement structure failure is a priority for replacement.

There are over 1,500 drainage cross pans in Greeley streets. Currently 25% are in need of replacement. The cost of replacing a cross pan is roughly \$1,000 each. Any cross pan that holds water will damage the subgrade and cause failure of the pavement section. The cross pans that are replaced each year are identified based on potential damage to street pavement sections and overlay schedule.

Revenue Detail:

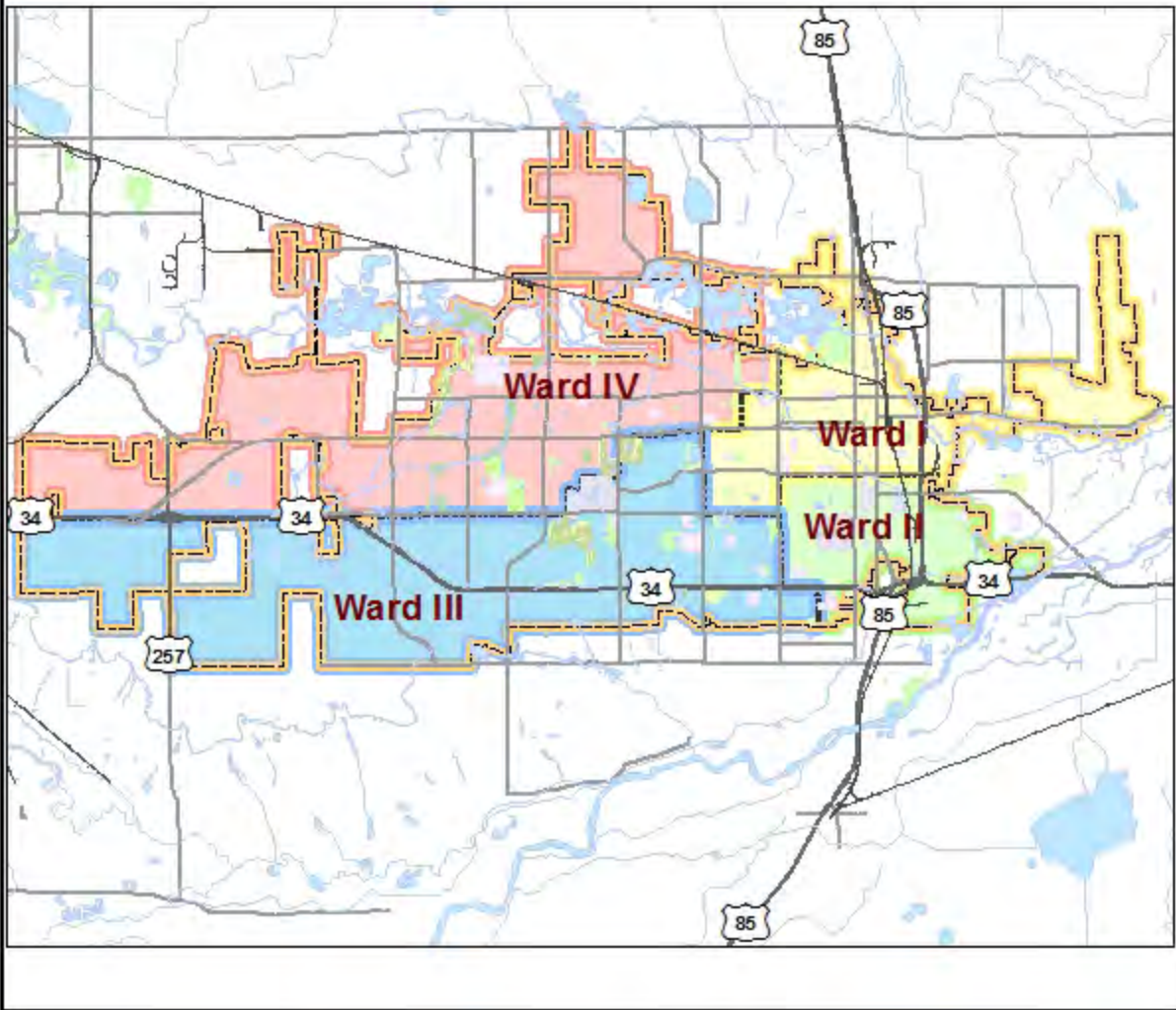
GL Account	Description	2015	2016	2017	2018	2019
Revenue						
6106	OT From Sales And Use Tax	260,000	260,000	260,000	260,000	260,000
	Total Revenue	260,000	260,000	260,000	260,000	260,000
Expense						
8202	Construction	222,900	222,900	222,900	222,900	222,900
8214	Legal Publications	600	600	600	600	600
8232	Project Management	33,000	33,000	33,000	33,000	33,000
8240	Testing And Inspection	3,500	3,500	3,500	3,500	3,500
	Total Expense	260,000	260,000	260,000	260,000	260,000
	Net Total	0	0	0	0	0

Impact on Operating Budget:



Capital Improvement Projects 2014

Project #: Citywide



Project Summary

Project Number:	AUTO - 282	Budget Year:	2015
Project Title:	ADA Access Ramps/Sidewalks	Council Priority:	Safety- Traffic Safety
Division:	Engineering	Budget Status:	Data Entry
Project Type:	Infrastructure Maintenance	Regions:	0 - Multiple Wards
Year Identified:	2014	Location:	Various Locations
Fund:	304 - Food Tax	Project Manager:	Joe Marcisofsky
Budget Unit #:		Project Status	Funded

Description:

This project constructs handicap access ramps and adjoining sidewalks at various locations. High priority areas include many areas within the Redevelopment District. About 80% of the construction budget is targeted for these areas, while the rest is held "in reserve" to accommodate additional locations as citizens make requests. Whatever money held in reserve as the end of the construction season approaches will be applied to the target areas to ensure the budgeted money is spent in the most impactful locations.

Discussion of Progress:

Justification:

Many areas in the City have limited mobility opportunities for pedestrians in wheel chairs. Without ramps in existing curbs, persons have to travel within the roadway. Improvements are required by the Federal Americans Disabilities Act legislation. The Federal Justice Department has mandated that cities maintain a pro-active program of improving ADA accessibility along street right of ways. Yearly improvements are based on corridor analysis, requests from the disabled community, and locations related to other projects.

Revenue Detail:

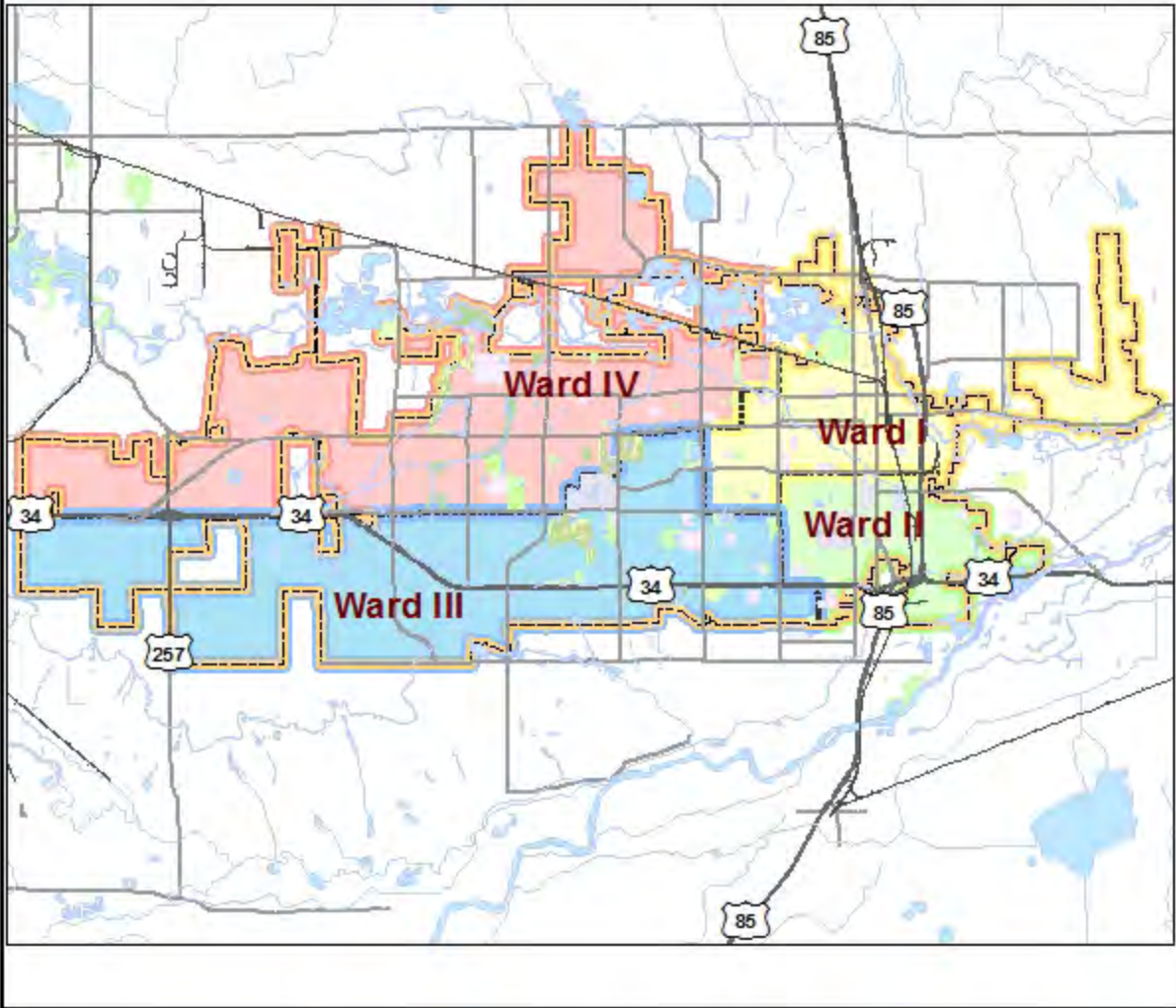
GL Account	Description	2015	2016	2017	2018	2019
Revenue						
6106	OT From Sales And Use Tax	50,000	75,000	75,000	75,000	75,000
	Total Revenue	50,000	75,000	75,000	75,000	75,000
Expense						
8202	Construction	37,700	62,700	62,700	62,700	62,700
8214	Legal Publications	300	300	300	300	300
8232	Project Management	10,000	10,000	10,000	10,000	10,000
8240	Testing And Inspection	2,000	2,000	2,000	2,000	2,000
	Total Expense	50,000	75,000	75,000	75,000	75,000
	Net Total	0	0	0	0	0

Impact on Operating Budget:



Capital Improvement Projects 2014

Project #: Citywide



Project Summary

Project Number:	AUTO - 283	Budget Year:	2015
Project Title:	Parking Lot Maintenance	Council Priority:	Safety- Traffic Safety
Division:	Engineering	Budget Status:	Data Entry
Project Type:	Infrastructure Maintenance	Regions:	0 - Multiple Wards
Year Identified:	2014	Location:	Various Locations
Fund:	304 - Food Tax	Project Manager:	Pat Hill
Budget Unit #:		Project Status	Funded

Description:

Much like the city streets, the city owned parking lots need maintenance annually as well. Maintenance treatments can be a minor replacement of an asphalt patch or re-striping or an improvement of an overlay, seal coating, drainage improvement or a minor reconstruction. In 2015, the City will overlay two parking lots at Rodarte, will extend new concrete pads at A Street Service Center, and will seal coat the parking lot at the Funplex. A full audit of the system is done each year to determine the most critical needs. Future needs include City Hall Annex, the various Fire Stations such as 2 & 4, Boomerang Golf Course, Highland Golf Course, Centennial Pool, Centennial Village, IG Park, City Shops "A" Street and Street Division parking area.

Discussion of Progress:

Justification:

The aging infrastructure continues to be an issue for parking and miscellaneous surfaces. There are 90+ locations in the City of Greeley with over 38,000 square yards to maintain at a value of \$12M. Sites throughout the city need annual maintenance and improvements. There is a great need for maintenance such as striping, seal coating, and patching along with overlay and total reconstruction.

Revenue Detail:

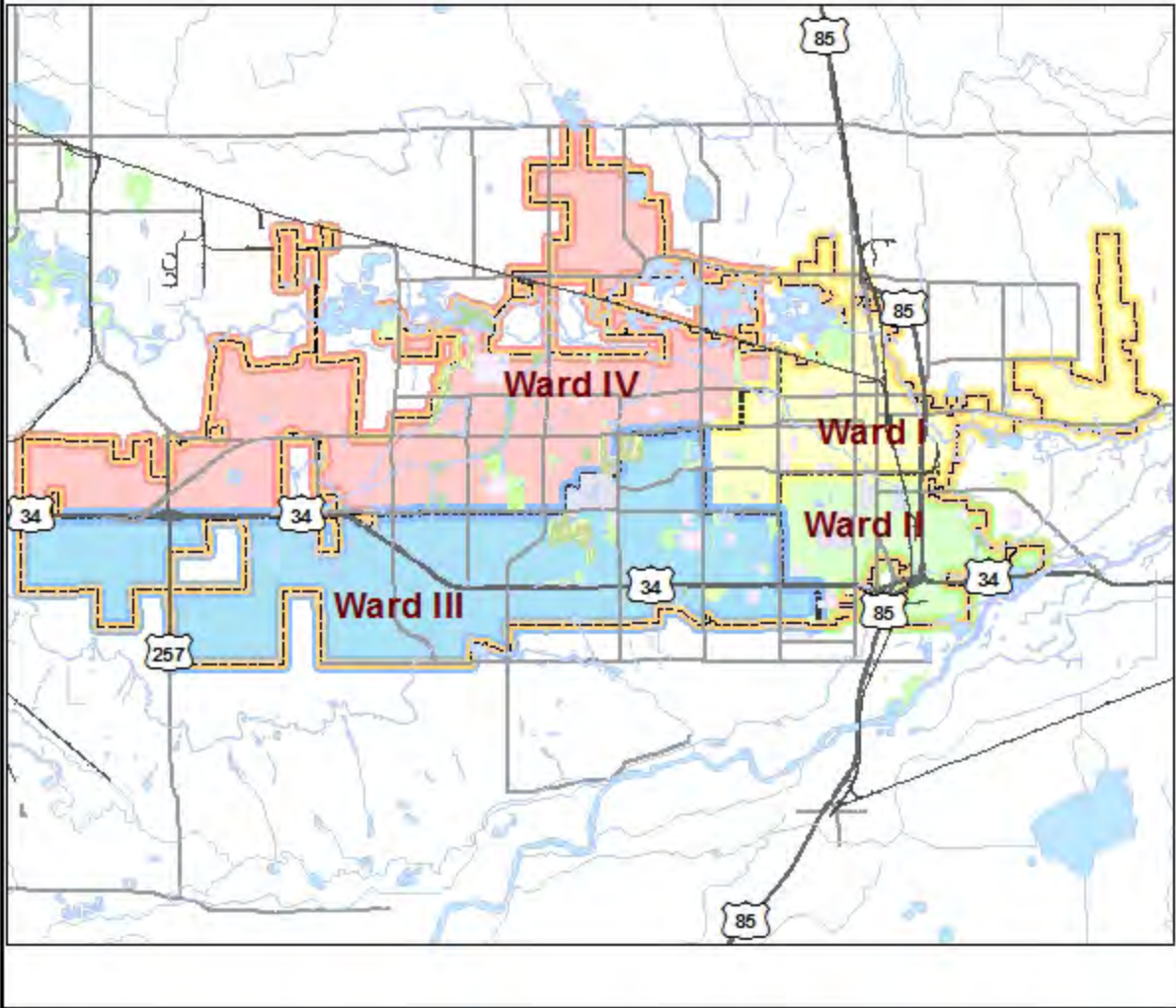
GL Account	Description	2015	2016	2017	2018	2019
Revenue						
6106	OT From Sales And Use Tax	55,000	100,000	100,000	100,000	100,000
	Total Revenue	55,000	100,000	100,000	100,000	100,000
Expense						
8202	Construction	41,000	86,000	86,000	86,000	86,000
8203	Construction - City Depts	10,000	10,000	10,000	10,000	10,000
8232	Project Management	4,000	4,000	4,000	4,000	4,000
	Total Expense	55,000	100,000	100,000	100,000	100,000
	Net Total	0	0	0	0	0

Impact on Operating Budget:



Capital Improvement Projects 2014

Project #: Citywide



Project Summary

Project Number:	2197	Budget Year:	2015
Project Title:	Gym Floors	Council Priority:	Image-Quality of Life
Division:	Recreation-Culture, Parks & Recreation	Budget Status:	Data Entry
Project Type:	Parks/Recreation	Regions:	0 - Multiple Wards
Year Identified:	2014	Location:	Various Buildings
Fund:	304 - Food Tax	Project Manager:	
Budget Unit #:		Project Status	Funded

Description:

Gym floors require significant upkeep. Each floor needs a complete refinishing every two years. This request is to refinish the Recreation Gym Floor in 2015.
This will be reviewed for future years.

Discussion of Progress:

Justification:

Revenue Detail:

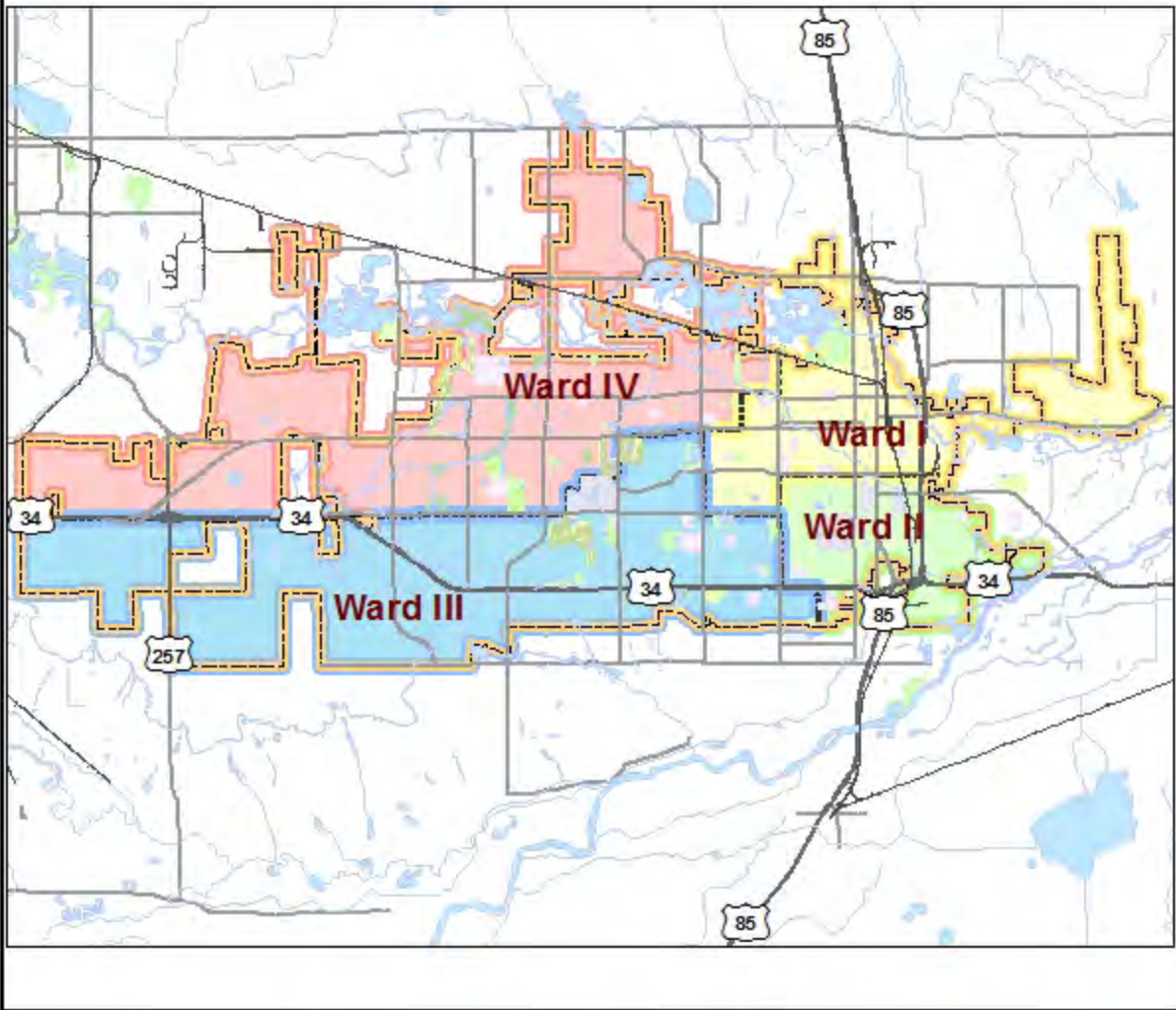
GL Account	Description	2015	2016	2017	2018	2019
Revenue						
6106	OT From Sales And Use Tax	30,000	0	0	0	0
	Total Revenue	30,000	0	0	0	0
Expense						
8202	Construction	30,000	0	0	0	0
	Total Expense	30,000	0	0	0	0
	Net Total	0	0	0	0	0

Impact on Operating Budget:



Capital Improvement Projects 2014

Project #: Citywide



Project Summary

Project Number:	14019	Budget Year:	2015
Project Title:	Promontory Shelter for re-painting (4 shelters - tornado damage)	Council Priority:	Image-Healthy Neighborhoods
Division:	Parks	Budget Status:	Data Entry
Project Type:	Parks Maintenance/Improvement	Regions:	4 - 10 St North/23 Ave West
Year Identified:	2014	Location:	Promontory Park @ 1630 Promontory Circle
Fund:	304 - Food Tax	Project Manager:	Ken Musil
Budget Unit #:		Project Status	Funded

Description:

Sandblasting and repainting of 4 shelters located in Promontory Park

Discussion of Progress:

Justification:

Tornado damage has resulted in chipping paint and rusting surfaces on the shelters at Promontory Park. Surfaces continue to deteriorate and are in need of professional repair to restore powder coated finish.

Revenue Detail:

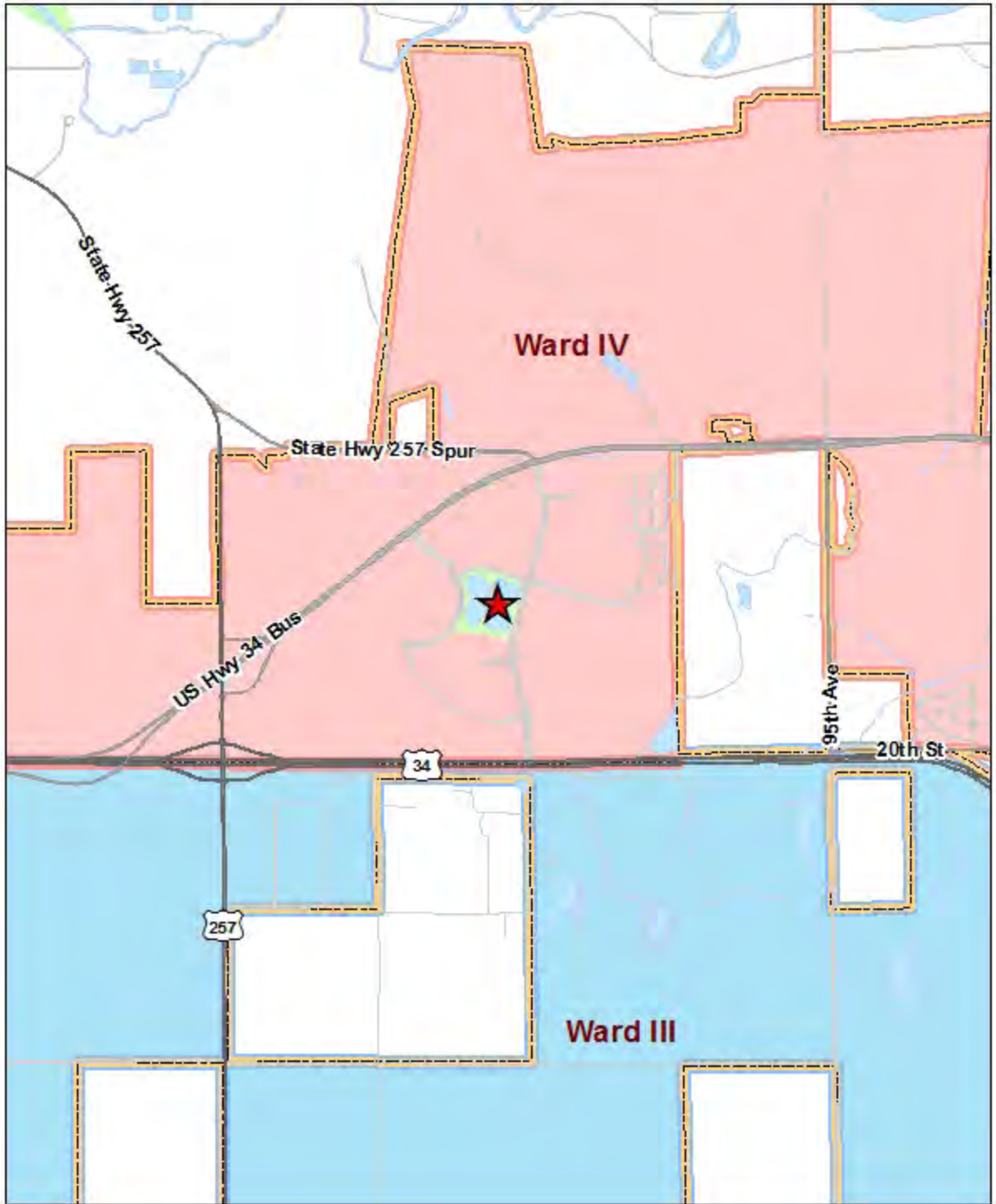
GL Account	Description	2015	2016	2017	2018	2019
Revenue						
6106	OT From Sales And Use Tax	28,000	0	0	0	0
	Total Revenue	28,000	0	0	0	0
Expense						
8202	Construction	25,300	0	0	0	0
8214	Legal Publications	200	0	0	0	0
8232	Project Management	2,500	0	0	0	0
	Total Expense	28,000	0	0	0	0
	Net Total	0	0	0	0	0

Impact on Operating Budget:



Capital Improvement Projects 2014

Project #: 14019



Project Summary

Project Number:	241	Budget Year:	2015
Project Title:	Irrigation Redesign Replacement at Luther Park	Council Priority:	Infrastructure & Growth- Public Facilities & Equip
Division:	Parks	Budget Status:	Data Entry
Project Type:	Infrastructure Maintenance	Regions:	0 - Multiple Wards
Year Identified:	2012	Location:	
Fund:	304 - Food Tax	Project Manager:	
Budget Unit #:	3040006008080000	Project Status	Funded

Description:

In 2014, this will allow for the redesign and replacement of the existing irrigation system located at Luther Park. This system is currently more than 30 years old. A disproportionate amount of staff time is currently being spent to repair the existing system. Replacement parts are no longer available. The age of the system combined with multiple repairs has resulted in significant pressure losses throughout the system compromising water efficiency. A significant water saving will be realized with the replacement of the irrigation system.

Discussion of Progress:

\$2,000 savings/year for system repairs.

Justification:

The Luther irrigation system is currently more than 30 years old. A disproportionate amount of staff time is currently being spent to "patch" the existing systems and parts are no longer available. The age of the system combined with patching has resulted in significant pressure losses throughout the system compromising water efficiency. A significant water savings will be realized with the replacement of this system to a more water efficient system. Additionally, corridor improvements between 35th Avenue and 23rd Avenue are starting to occur through a grant the city received and with the help of FASTER funds in 2014. These corridor improvements include enhancements to the "island" at 10th St & 23rd Ave. With the replacement of the Luther Park irrigation system, it will also be extended under 23rd Ave to irrigate the island as well so that an additional irrigation clock/system is not needed, and staff can blowout and make zone adjustments from a safer location in Luther park and not the middle of 10th St.

Revenue Detail:

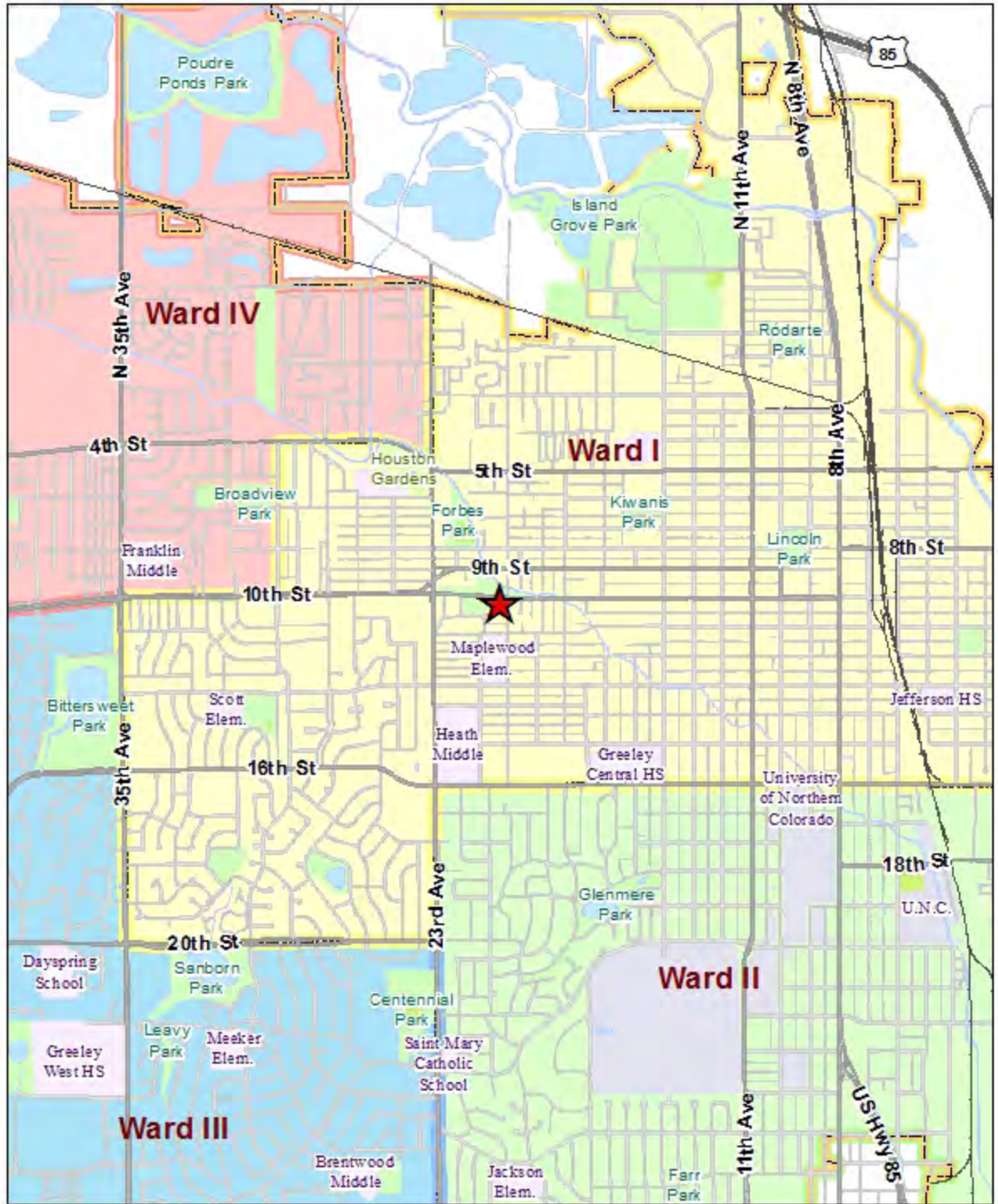
GL Account	Description	2015	2016	2017	2018	2019
Expense						
8202	Construction	217,750	0	0	0	0
8214	Legal Publications	250	0	0	0	0
8224	Operating Supplies	500	0	0	0	0
8232	Project Management	1,500	0	0	0	0
	Total Expense	220,000	0	0	0	0

Impact on Operating Budget:



Capital Improvement Projects 2014

Project #: 241



Project Summary

Project Number:	14007	Budget Year:	2015
Project Title:	Aquatic Play Structures Refurbishing	Council Priority:	Infrastructure & Growth- Public Facilities & Equip
Division:	Recreation-Culture, Parks & Recreation	Budget Status:	Data Entry
Project Type:	Parks Maintenance/Improvement	Regions:	0 - Multiple Wards
Year Identified:	2014	Location:	Various Locations
Fund:	304 - Food Tax	Project Manager:	Dale Elder
Budget Unit #:		Project Status	Funded

Description:

Various aquatic play elements/structures at various pool sites require much needed cleaning of scale build-up and re-painting.

Discussion of Progress:

Justification:

Project dollars are requested annually to address a portion of the total inventory on a rotational basis.

Revenue Detail:

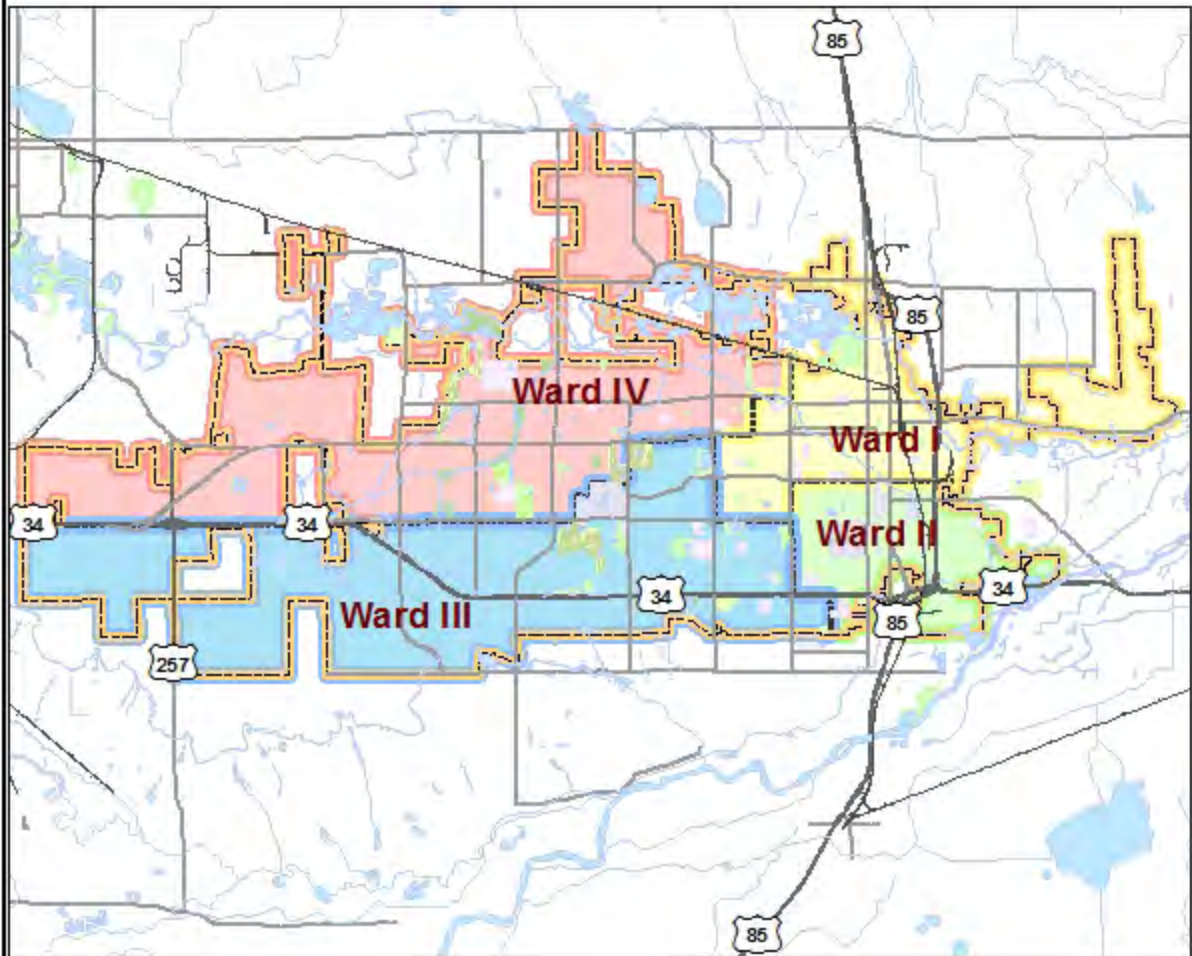
GL Account	Description	2015	2016	2017	2018	2019
Revenue						
6106	OT From Sales And Use Tax	30,000	30,000	30,000	35,000	38,000
	Total Revenue	30,000	30,000	30,000	35,000	38,000
Expense						
8202	Construction	27,050	27,050	27,050	32,050	35,050
8214	Legal Publications	100	100	100	100	100
8232	Project Management	2,850	2,850	2,850	2,850	2,850
	Total Expense	30,000	30,000	30,000	35,000	38,000
	Net Total	0	0	0	0	0

Impact on Operating Budget:



Capital Improvement Projects 2014

Project #: Citywide



Project Summary

Project Number:	14016	Budget Year:	2015
Project Title:	Park Cement/Asphalt Path Improvements	Council Priority:	Image-Healthy Neighborhoods
Division:	Parks	Budget Status:	Data Entry
Project Type:	Parks Maintenance/Improvement	Regions:	0 - Multiple Wards
Year Identified:	2014	Location:	Various Locations
Fund:	304 - Food Tax	Project Manager:	Dick Quaco
Budget Unit #:		Project Status	Funded

Description:

These funds are to improve/replace various park paths that are worn and in need of attention.

Discussion of Progress:

Justification:

The replacement/improvement of these park paths will improve safety for the citizens that use them.

Revenue Detail:

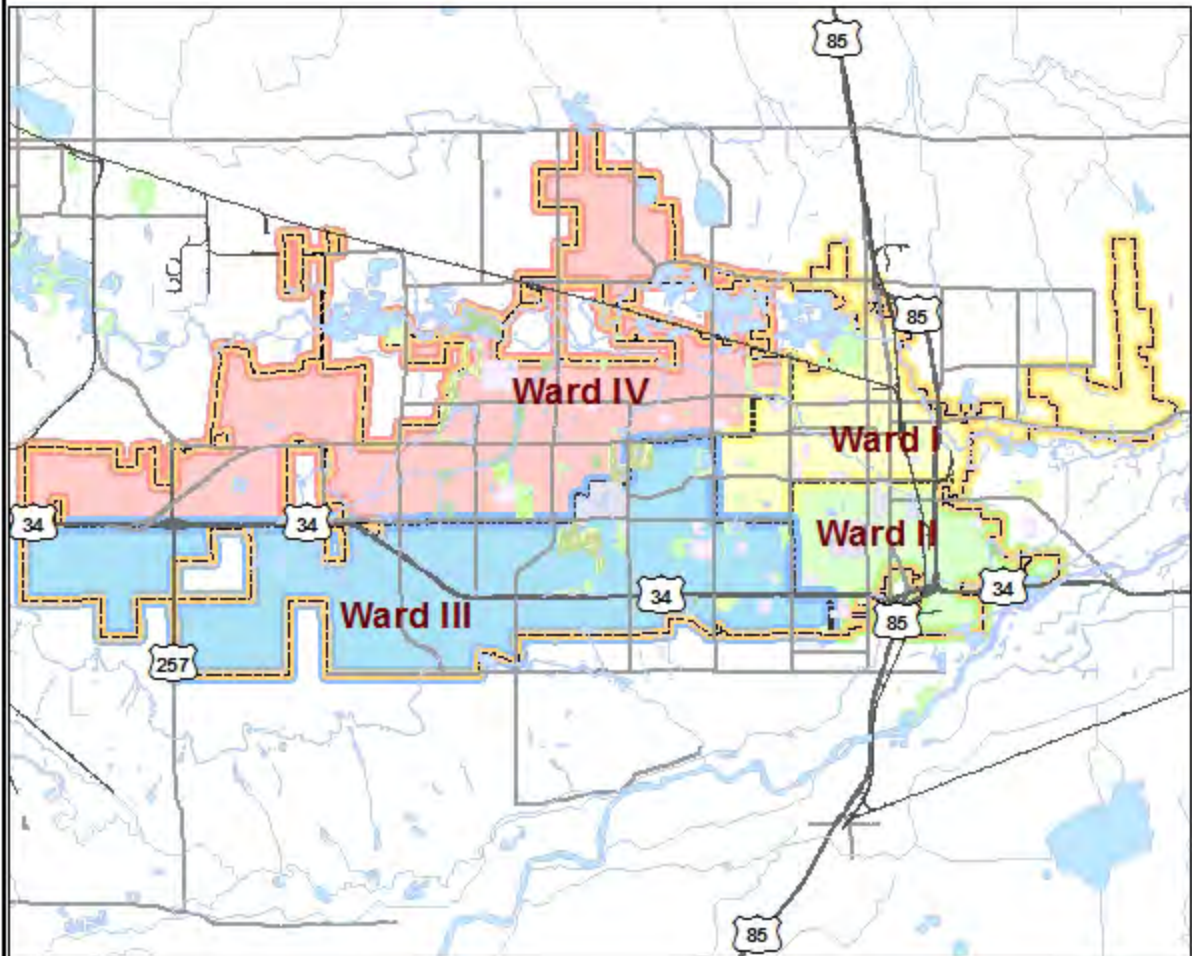
GL Account	Description	2015	2016	2017	2018	2019
Revenue						
6106	OT From Sales And Use Tax	30,000	50,000	50,000	58,000	60,000
	Total Revenue	30,000	50,000	50,000	58,000	60,000
Expense						
8202	Construction	30,000	50,000	50,000	58,000	60,000
	Total Expense	30,000	50,000	50,000	58,000	60,000
	Net Total	0	0	0	0	0

Impact on Operating Budget:



Capital Improvement Projects 2014

Project #: Citywide



Project Summary

Project Number:	14013	Budget Year:	2015
Project Title:	Resurface Play Courts	Council Priority:	Image-Healthy Neighborhoods
Division:	Parks	Budget Status:	Data Entry
Project Type:	Parks Maintenance/Improvement	Regions:	0 - Multiple Wards
Year Identified:	2014	Location:	Various Locations
Fund:	304 - Food Tax	Project Manager:	Sarah Boyd
Budget Unit #:		Project Status	Funded

Description:

This project will re-top basketball and tennis courts at various parks.

Discussion of Progress:

Justification:

Court surfaces have out lived their life expectancy and are becoming a safety issue for users.

Revenue Detail:

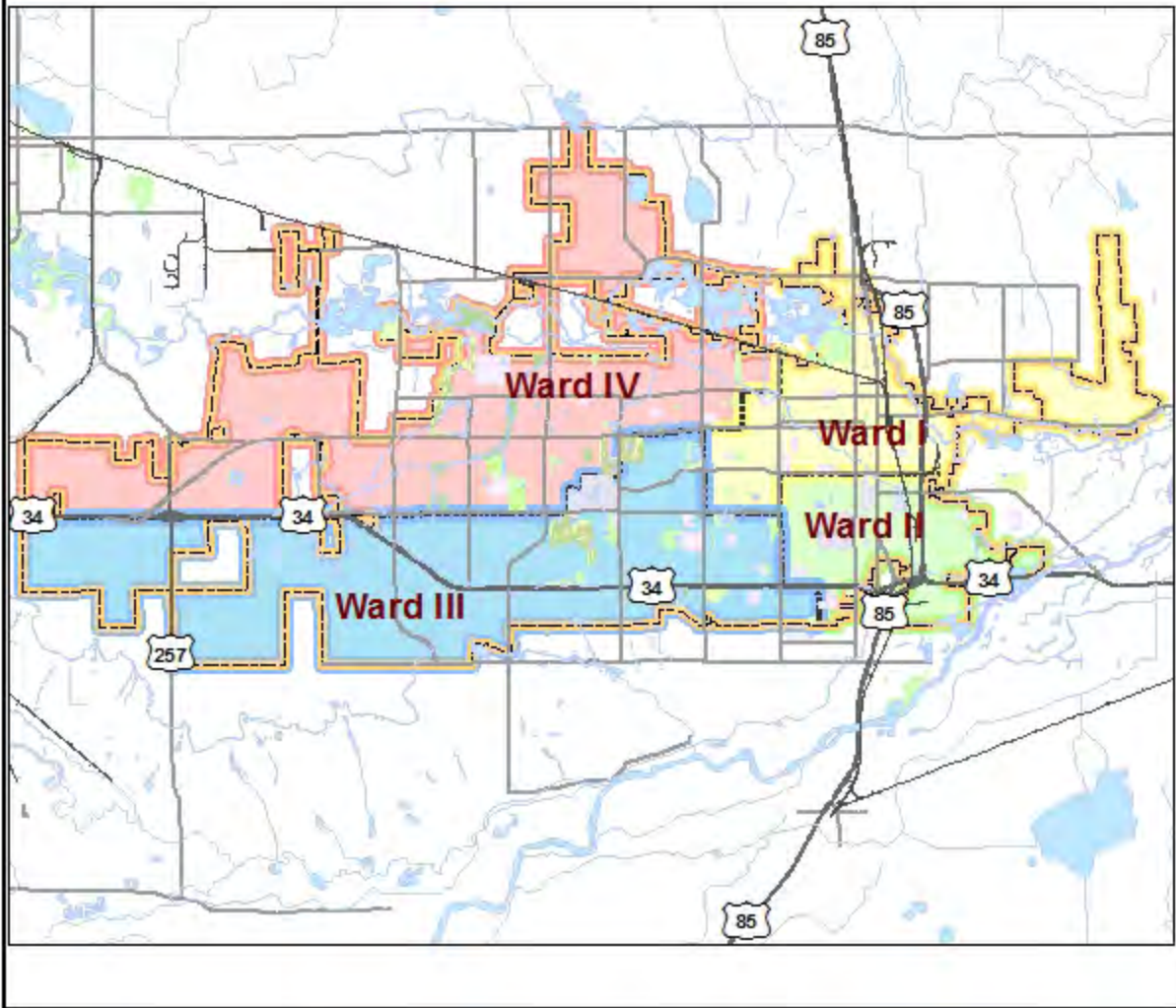
GL Account	Description	2015	2016	2017	2018	2019
Revenue						
6106	OT From Sales And Use Tax	50,000	50,000	50,000	75,000	80,000
	Total Revenue	50,000	50,000	50,000	75,000	80,000
Expense						
8202	Construction	50,000	50,000	50,000	75,000	80,000
	Total Expense	50,000	50,000	50,000	75,000	80,000
	Net Total	0	0	0	0	0

Impact on Operating Budget:



Capital Improvement Projects 2014

Project #: Citywide



Project Summary

Project Number:	14011	Budget Year:	2015
Project Title:	Island Grove - Pavilion work	Council Priority:	Infrastructure & Growth- Public Facilities & Equip
Division:	Island Grove	Budget Status:	Data Entry
Project Type:	Parks Maintenance/Improvement	Regions:	1- 16 St North/35 Ave East
Year Identified:	2014	Location:	Island Grove Pavilion @ 400 N 15th Avenue
Fund:	304 - Food Tax	Project Manager:	Tom Welch
Budget Unit #:		Project Status	Funded

Description:

Sheet the "ceiling" of the 9,000 sq ft shelter including moving and remounting lighting. Also include painting of all surfaces.

Discussion of Progress:

Justification:

Currently the ceiling and roof framing is exposed which allows pigeons to roost and to soil the floor and tables. This shelter is rented almost every weekend from May through October so it takes an average of six hours a week to power wash this shelter. The shelter also needs to be painted.

Revenue Detail:

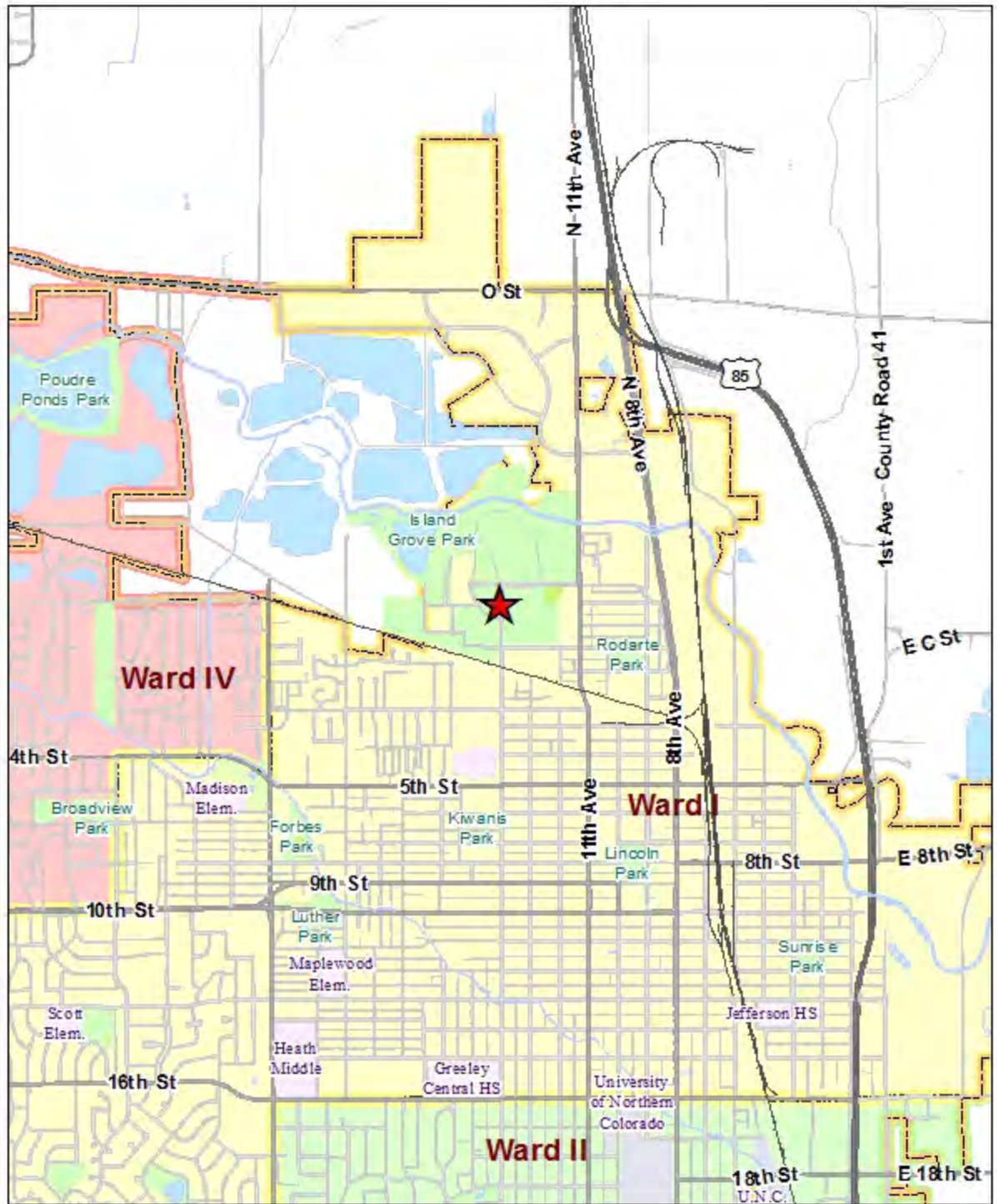
GL Account	Description	2015	2016	2017	2018	2019
Revenue						
6106	OT From Sales And Use Tax	0	0	0	51,500	0
	Total Revenue	0	0	0	51,500	0
Expense						
8202	Construction	0	0	0	46,450	0
8214	Legal Publications	0	0	0	200	0
8232	Project Management	0	0	0	4,850	0
	Total Expense	0	0	0	51,500	0
	Net Total	0	0	0	0	0

Impact on Operating Budget:



Capital Improvement Projects 2014

Project #: 14011



Project Summary

Project Number:	14127	Budget Year:	2015
Project Title:	HVAC Repair/Replacement- Hensel Phelps AHU 2&5 @ UCCC	Council Priority:	Infrastructure & Growth- Public Facilities & Equip
Division:	Facilities Management	Budget Status:	Data Entry
Project Type:	Public Buildings Repair/Replacement	Regions:	1- 16 St North/35 Ave East
Year Identified:	2014	Location:	Union Colony Civic Center 701 10th Avenue
Fund:	304 - Food Tax	Project Manager:	Troy Dart
Budget Unit #:		Project Status	Funded

Description:

This project will repair/replace air handler units (AHU) #2 and #5 at Hensel Phelps Theatre at UCCC. These units are used to heat and cool the entire theatre during performances. Numerous repairs have been made over the years, and the frequency of repairs has recently increased. This is the original equipment and has met their life expectancy of 25 years.

Discussion of Progress:

Justification:

During the Facility Deficiency Audit in 2012, the air handler units (AHU) #2 and #5 at Hensel Phelps Theatre at the UCCC were identified in need of replacement. This equipment was original to the building. These units have a service life of 25 years. Due to the minimal usage of units during performances only, it has extended the service life.

Revenue Detail:

GL Account	Description	2015	2016	2017	2018	2019
Revenue						
6106	OT From Sales And Use Tax	0	0	0	0	300,000
	Total Revenue	0	0	0	0	300,000
Expense						
8202	Construction	0	0	0	0	299,000
8214	Legal Publications	0	0	0	0	200
8232	Project Management	0	0	0	0	800
	Total Expense	0	0	0	0	300,000
	Net Total	0	0	0	0	0

Impact on Operating Budget:

Project Summary

Project Number:	1012	Budget Year:	2015
Project Title:	Monfort Concert Hall - Audio Maintenance	Council Priority:	Infrastructure & Growth- Public Facilities & Equip
Division:	Culture & Public Art	Budget Status:	Data Entry
Project Type:	Infrastructure Maintenance	Regions:	1- 16 St North/35 Ave East
Year Identified:	2012	Location:	UCCC, 701 10th Ave
Fund:	304 - Food Tax	Project Manager:	Jason Evenson
Budget Unit #:		Project Status	Funded

Description:

This project will address several issues relating to the 25 year old audio equipment at the Monfort Concert Hall. This will include replacing the aging and non-industry standard multi ends on the existing audio cable (snake). This will also replace the installed line that has broken down in several channels while the ends are off. This will also allow us to purchase 8 new wireless microphones in the 900 MHz frequency range and upgrade the onboard signal processing in the front of house console to make it a closer fit to a frequently requested console in road show contracts.

Discussion of Progress:

Justification:

1) The existing audio cable (snake) currently has non standard connectors and the 25 year old portable sections of the wire that we run across the stage are beginning to fail. As the cable is replaced all the ends and the heads need to be replaced as well to match industry standards and to make the theatre more compatible. 2) The FCC changed wireless frequencies used for theatrical wireless microphones about a year and a half ago, thus the legal frequency range that the UCCC currently uses is becoming increasingly crowded with other traffic (as other venues move from other frequencies into this range as well). In order to preserve our ability to provide reliable wireless services to our tenants we need to make this shift. 3) Hardware and software, when installed on our existing Audio console used for the Front of House (audience) sound system, need to have increased capacity in the processing system. This would reduce our need to rent bigger consoles for one or two concerts a year in the main concert hall. This entire project would be equipment only and would be installed by UCCC technicians. If consoles are replaced at the same time \$30k from this would not be needed. See project 14012 for description and justification.

Revenue Detail:

GL Account	Description	2015	2016	2017	2018	2019
Revenue						
6106	OT From Sales And Use Tax	0	0	0	90,000	0
	Total Revenue	0	0	0	90,000	0
Expense						
8214	Legal Publications	0	0	0	2,000	0
8216	Miscellaneous	0	0	0	3,000	0
8244	Capital Equipment >\$5,000	0	0	0	85,000	0
	Total Expense	0	0	0	90,000	0
	Net Total	0	0	0	0	0

Impact on Operating Budget:

Project Summary

Project Number:	14130	Budget Year:	2015
Project Title:	HVAC Repair /Replacement- 80 gal Domestic Water Heater & Circulation Pumps @ UCCC	Council Priority:	Infrastructure & Growth- Public Facilities & Equip
Division:	Facilities Management	Budget Status:	Data Entry
Project Type:	Public Buildings Repair/Replacement	Regions:	1- 16 St North/35 Ave East
Year Identified:	2014	Location:	Union Colony Civic Center 701 10th Avenue
Fund:	304 - Food Tax	Project Manager:	Troy Dart
Budget Unit #:		Project Status	Funded

Description:

This project will repair/replace an 80 gallon domestic water heater and circulation pump at the UCCC. This system provides hot water for the entire building. Numerous repairs have been made over the years, and the frequency of repairs has recently increased. This is the original equipment and has met their life expectancy of 10 years. The circulating pumps have had major repairs over the years and are in need of replacement.

Discussion of Progress:

Justification:

During the Facility Deficiency Audit in 2012, the 80 gallon domestic water heater and circulation pump at the UCCC were identified in need of replacement. This equipment was original to the building. These units have a service life of 10 years. Due to the minimal usage of units during performances only, it has extended the service life although sediment has settled in the bottom of the tanks causing erosion.

Revenue Detail:

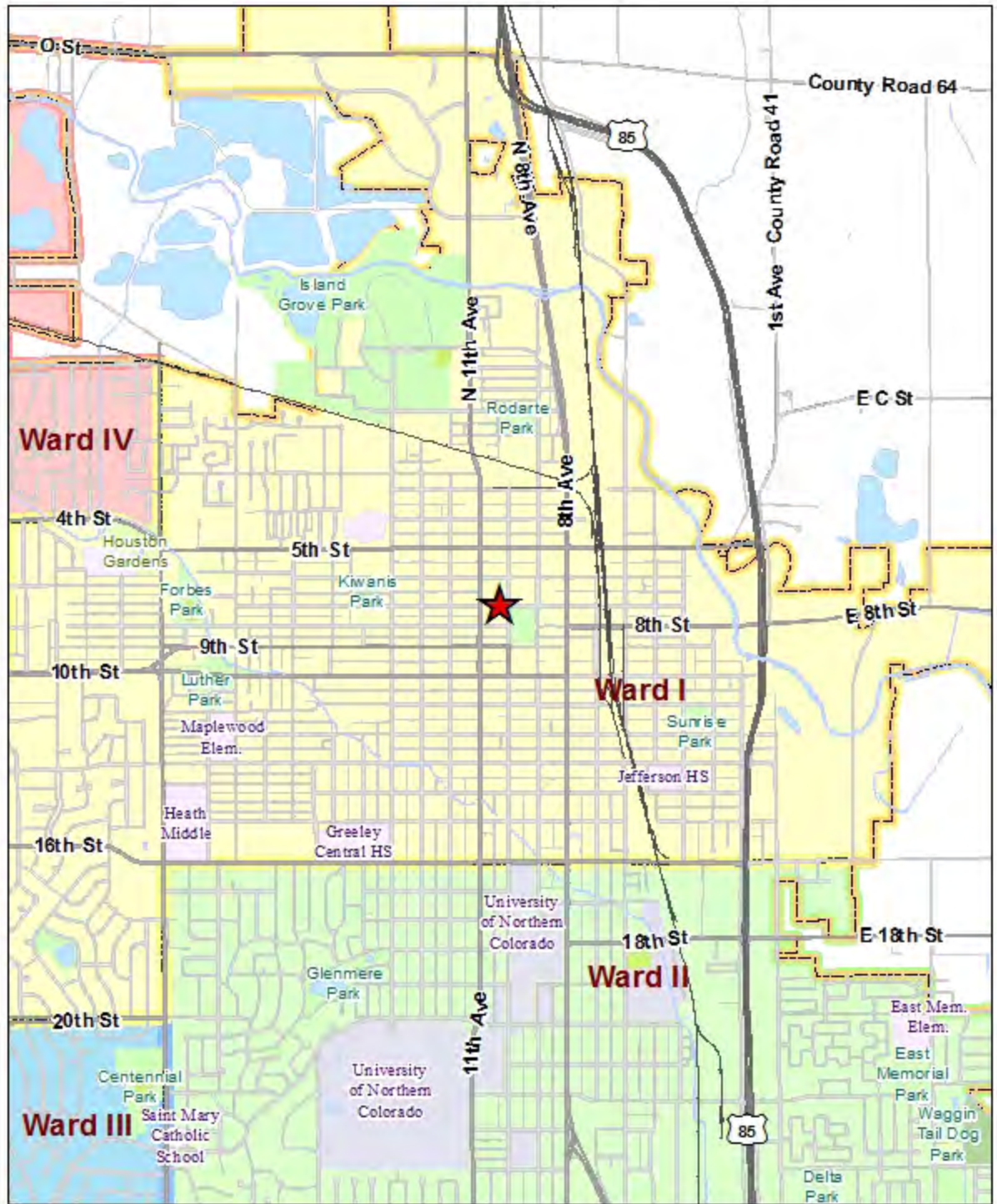
GL Account	Description	2015	2016	2017	2018	2019
Revenue						
6106	OT From Sales And Use Tax	0	0	0	65,000	0
	Total Revenue	0	0	0	65,000	0
Expense						
8202	Construction	0	0	0	64,000	0
8214	Legal Publications	0	0	0	200	0
8232	Project Management	0	0	0	800	0
	Total Expense	0	0	0	65,000	0
	Net Total	0	0	0	0	0

Impact on Operating Budget:



Capital Improvement Projects 2014

Project #: 14130



Project Summary

Project Number:	14131	Budget Year:	2015
Project Title:	HVAC Repair /Replacement- Heating System Boiler and Pumps @ UCCC	Council Priority:	Infrastructure & Growth- Public Facilities & Equip
Division:	Facilities Management	Budget Status:	Data Entry
Project Type:	Public Buildings Repair/Replacement	Regions:	1- 16 St North/35 Ave East
Year Identified:	2014	Location:	Union Colony Civic Center 701 10th Avenue
Fund:	304 - Food Tax	Project Manager:	Troy Dart
Budget Unit #:		Project Status	Funded

Description:

This project will repair/replace the heating system boiler and pumps throughout the entire UCCC facility. This supplies the heat for the entire building. Numerous repairs have been made over the years, and the frequency of repairs has recently increased. This is the original equipment and has met their life expectancy of 20 years.

Discussion of Progress:

Justification:

During the Facility Deficiency Audit in 2012, the heating system boiler and pumps throughout the entire UCCC facility were identified in need of replacement. This equipment was original to the building. These units have a service life of 20 years. This building is heating regardless of the performance schedule.

Revenue Detail:

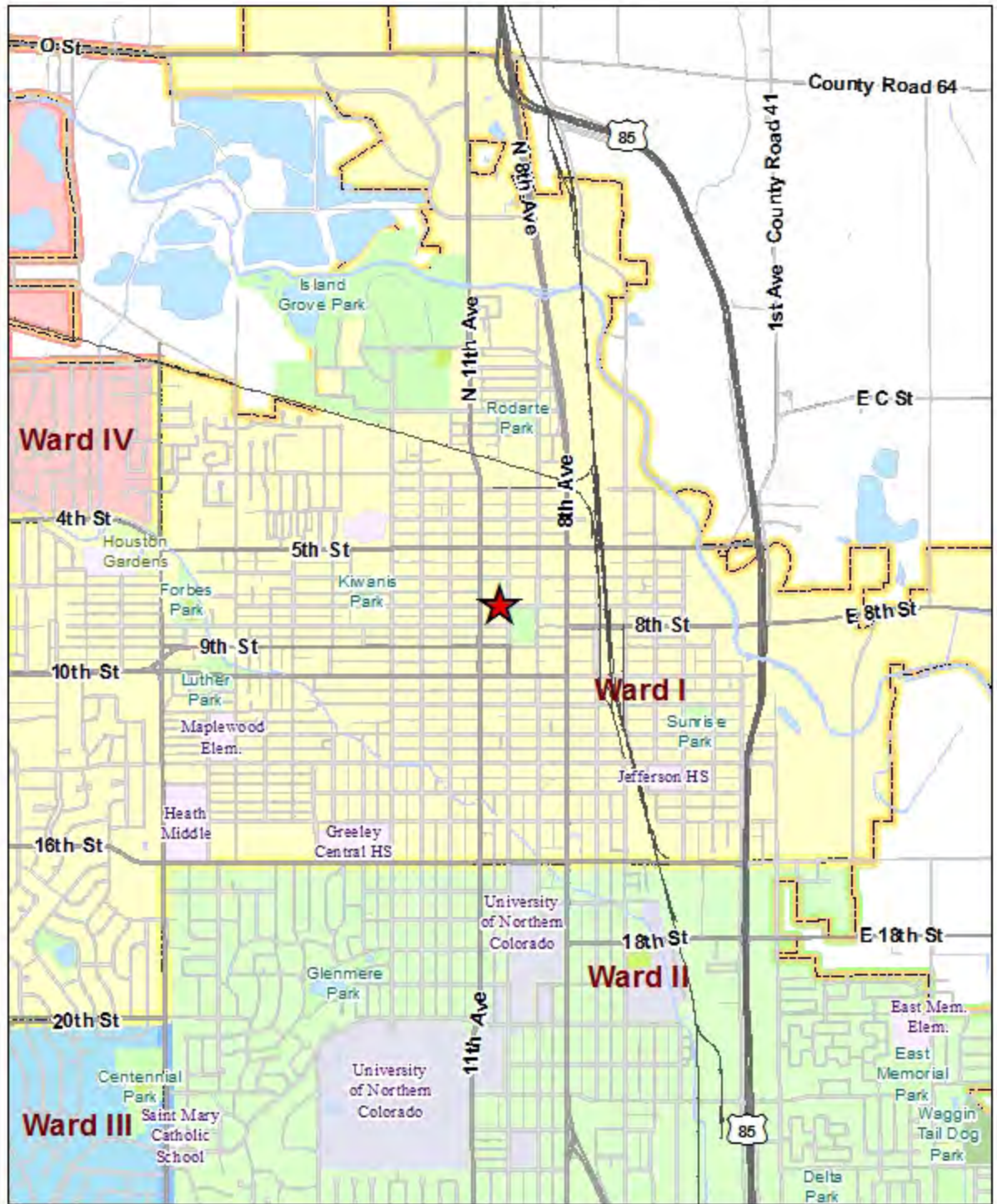
GL Account	Description	2015	2016	2017	2018	2019
Revenue						
6106	OT From Sales And Use Tax	0	0	0	0	80,000
	Total Revenue	0	0	0	0	80,000
Expense						
8202	Construction	0	0	0	0	79,000
8214	Legal Publications	0	0	0	0	200
8232	Project Management	0	0	0	0	800
	Total Expense	0	0	0	0	80,000
	Net Total	0	0	0	0	0

Impact on Operating Budget:



Capital Improvement Projects 2014

Project #: 14131



Project Summary

Project Number:	14132	Budget Year:	2015
Project Title:	HVAC Repair / Replacement Heating & Cooling Variable Air Volume Boxes @ UCCC	Council Priority:	Infrastructure & Growth- Public Facilities & Equip
Division:	Facilities Management	Budget Status:	Data Entry
Project Type:	Public Buildings Repair/Replacement	Regions:	1- 16 St North/35 Ave East
Year Identified:	2014	Location:	Union Colony Civic Center 701 10th Avenue
Fund:	304 - Food Tax	Project Manager:	Troy Dart
Budget Unit #:		Project Status	Funded

Description:

This project will repair/replace the heating/cooling variable air volume (VAV) boxes throughout the entire UCCC facility. These VAV boxes are used for the distribution of the heat and air conditioning throughout the facility. This life expectancy is 20 years. Numerous repairs have been made over the years, and 7 of the 39 boxes have already been replaced. This project will replace the remaining 32.

Discussion of Progress:

Justification:

During the Facility Deficiency Audit in 2012, the heating/cooling variable air volume (VAV) boxes throughout the entire UCCC facility were identified in need of replacement. This equipment was original to the building. These units have a service life of 20 years. These VAV boxes are used throughout the year to heat and cool the building regardless of the performance schedule.

Revenue Detail:

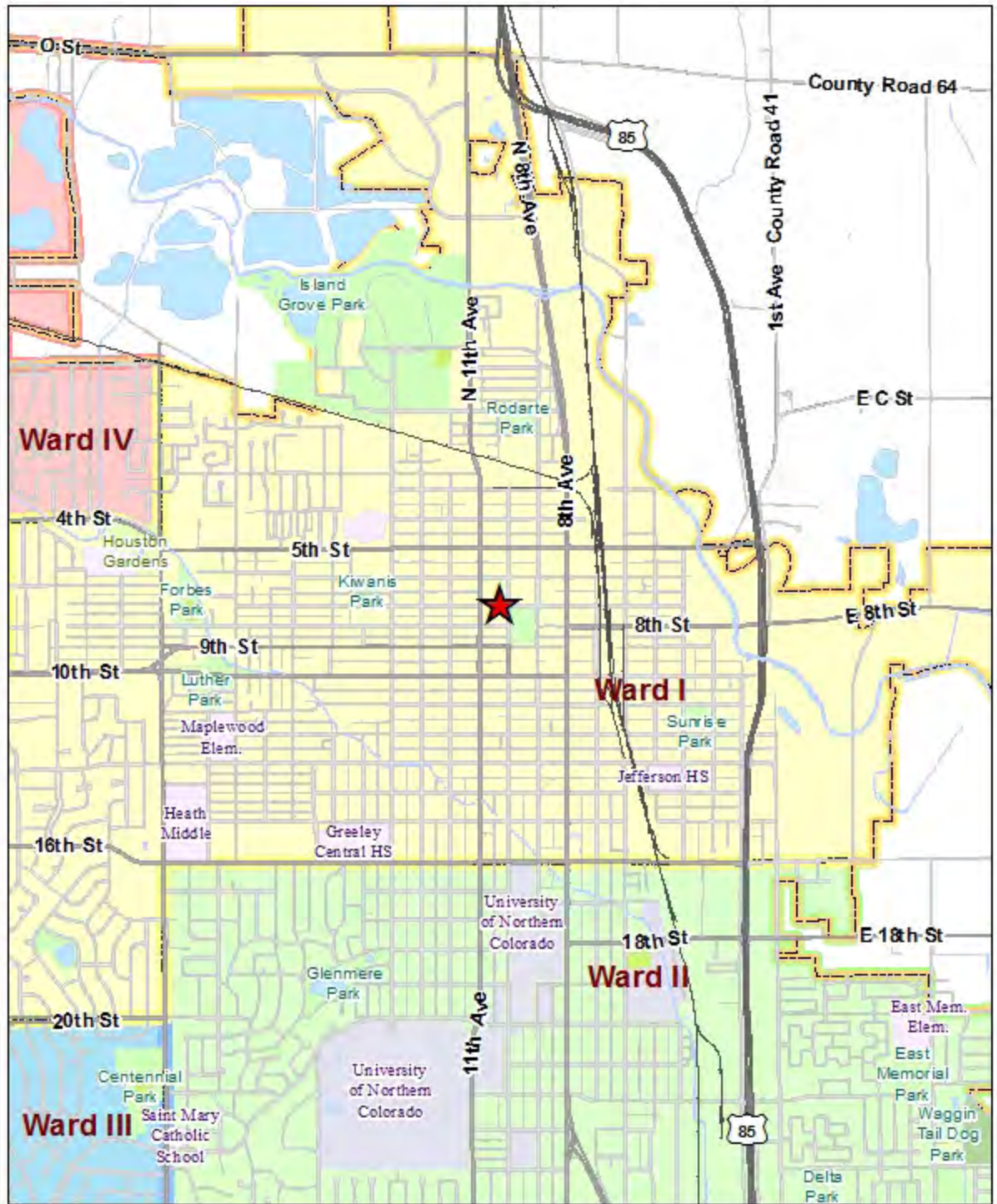
GL Account	Description	2015	2016	2017	2018	2019
Revenue						
6106	OT From Sales And Use Tax	0	0	0	0	40,000
	Total Revenue	0	0	0	0	40,000
Expense						
8202	Construction	0	0	0	0	39,000
8214	Legal Publications	0	0	0	0	200
8232	Project Management	0	0	0	0	800
	Total Expense	0	0	0	0	40,000
	Net Total	0	0	0	0	0

Impact on Operating Budget:



Capital Improvement Projects 2014

Project #: 14132



Project Summary

Project Number:	14017	Budget Year:	2015
Project Title:	Irrigation Redesign & Replacement - Westmoor	Council Priority:	Image-Healthy Neighborhoods
Division:	Parks	Budget Status:	Data Entry
Project Type:	Parks Maintenance/Improvement	Regions:	4 - 10 St North/23 Ave West
Year Identified:	2014	Location:	Westmoor Park @ 39th Ave and 6th Street
Fund:	304 - Food Tax	Project Manager:	Sarah Boyd
Budget Unit #:		Project Status	Funded

Description:

Irrigation redesign and replacement

Discussion of Progress:

Justification:

Availability of replacement parts, multiple repairs and aging infrastructure have made the system inefficient. Maintenance and repair costs continue to rise annually.

Revenue Detail:

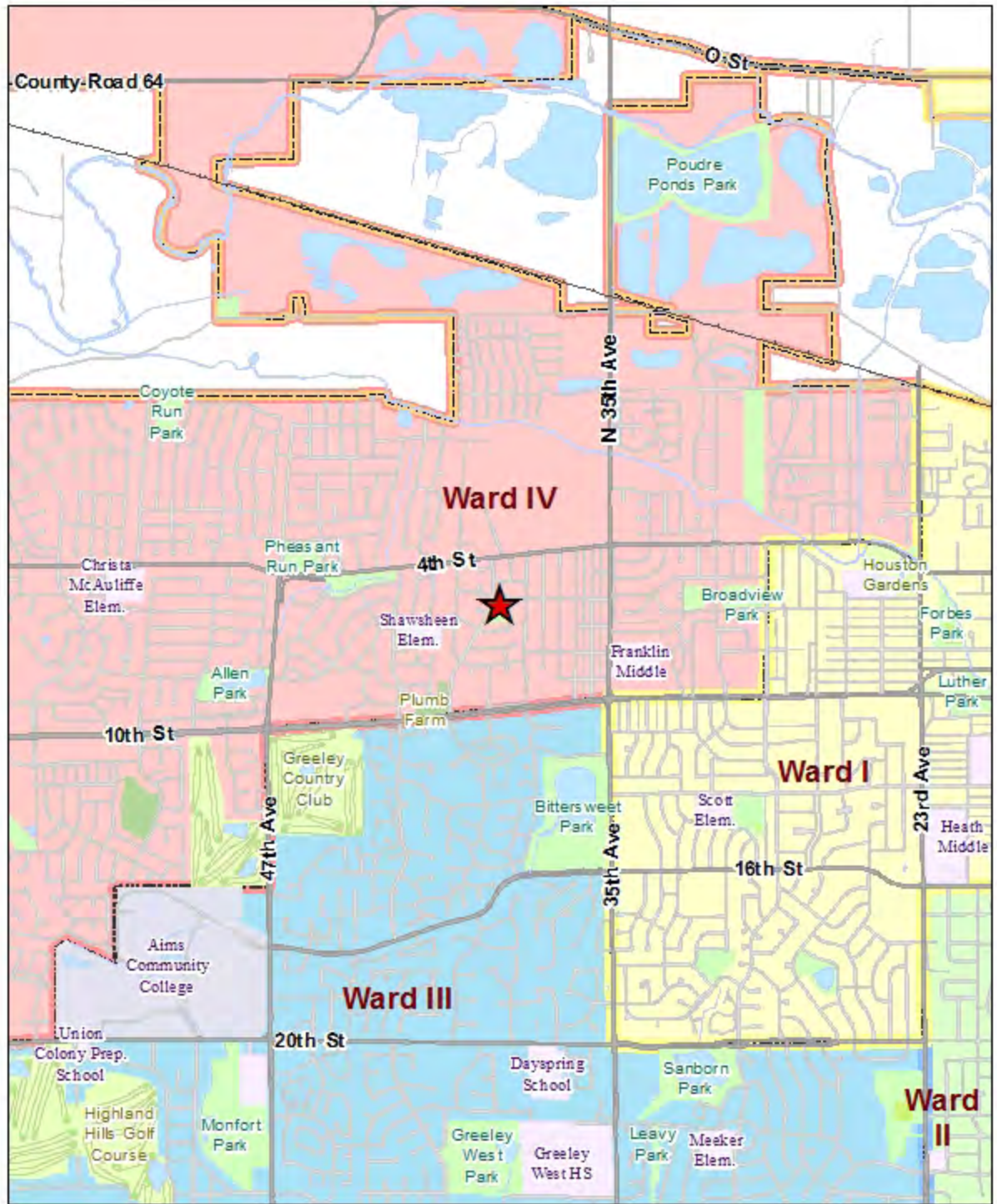
GL Account	Description	2015	2016	2017	2018	2019
Revenue						
6106	OT From Sales And Use Tax	0	0	0	0	69,000
	Total Revenue	0	0	0	0	69,000
Expense						
8202	Construction	0	0	0	0	62,200
8214	Legal Publications	0	0	0	0	200
8232	Project Management	0	0	0	0	6,600
	Total Expense	0	0	0	0	69,000
	Net Total	0	0	0	0	0

Impact on Operating Budget:



Capital Improvement Projects 2014

Project #: 14017



Project Summary

Project Number:	724	Budget Year:	2015
Project Title:	Bike Path Repairs	Council Priority:	Image-Healthy Neighborhoods
Division:	Engineering	Budget Status:	Data Entry
Project Type:	Parks Maintenance/Improvement	Regions:	0 - Multiple Wards
Year Identified:	2012	Location:	Various Locations
Fund:	304 - Food Tax	Project Manager:	Pat Hill
Budget Unit #:	3040006006210935	Project Status	Funded

Description:

This project is for the reconstruction, major and minor maintenance and improvements to the city's asphalt bike and walking paths. These paths provide the walking, riding and running public a safe travelable surface. A high priority is reconstructing the asphalt path along Reservoir Road from 17th Avenue to 28th Avenue and will require phased construction over a two year period (2013-2014) due to the length of the project.

After the completion of Reservoir Road, future projects include paths along 35th Avenue from 12th St to 17th St, 10th Street from 35th Ave to 47th Ave (south side), and 20th Street from 38th Ave to 59th Ave (both sides).

Discussion of Progress:

2013: The first phase of Reservoir Road from 28th Avenue to 26th Avenue was completed in 2013. Low bids allowed us to extend paved bike path on Reservoir Road by 550LF.

2014: The second phase of Reservoir Road from 26th Avenue to 19th Avenue will be completed in 2014.

Justification:

The City has many miles of walking and bike paths that exist through out the City. The majority of all paths are in need of major maintenance (overlay, patching, seal coating, etc) and in some cases a total replacement is needed. We are not in compliance with the ADA at corners and cross slopes. There is continuing deterioration on all of our paths with a major concern in tripping hazards and ankle twisters.

Revenue Detail:

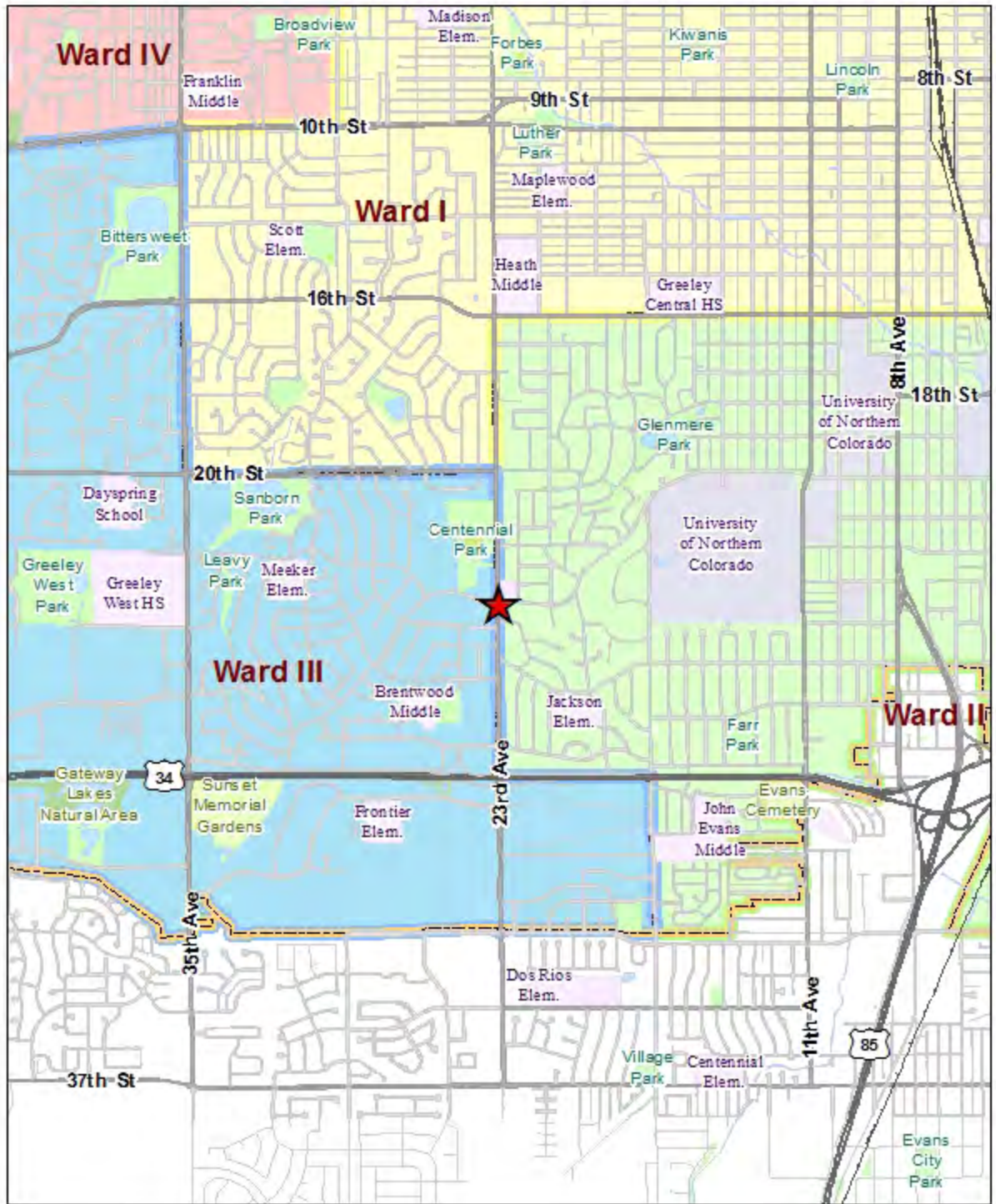
GL Account	Description	2015	2016	2017	2018	2019
Revenue						
6106	OT From Sales And Use Tax	170,000	168,000	150,000	200,000	200,000
	Total Revenue	170,000	168,000	150,000	200,000	200,000
Expense						
8202	Construction	127,000	125,000	108,500	158,500	158,500
8203	Construction - City Depts	5,000	5,000	5,000	5,000	5,000
8204	Contingency	12,000	12,000	11,000	11,000	11,000
8206	Design Fees	6,000	6,000	6,000	6,000	6,000
8228	Printing, Copying	500	500	500	500	500
8232	Project Management	7,500	7,500	7,000	7,000	7,000
8238	Surveying	2,000	2,000	2,000	2,000	2,000
8240	Testing And Inspection	10,000	10,000	10,000	10,000	10,000
	Total Expense	170,000	168,000	150,000	200,000	200,000
	Net Total	0	0	0	0	0

Impact on Operating Budget:



Capital Improvement Projects 2014

Project #: 724



Project Summary

Project Number:	14012	Budget Year:	
Project Title:	Monfort Concert Hall Replacement of Two Sound Consoles	Council Priority:	Infrastructure & Growth- Public Facilities & Equip
Division:	Culture & Public Art	Budget Status:	Data Entry
Project Type:	Infrastructure Maintenance	Regions:	1- 16 St North/35 Ave East
Year Identified:	2014	Location:	UCCC, 701 10th Ave
Fund:	304 - Food Tax	Project Manager:	Jason Evenson
Budget Unit #:		Project Status	Unfunded

Description:

This would replace both of the main sound consoles in Monfort Concert Hall. This entails replacing the sound board for the front of the house sound through the speakers as well as getting a matching console to run stage monitors. The audio snake to both consoles would also be replaced at the same time.

Discussion of Progress:

Justification:

The consoles that we have were acceptable on most contracts when we purchased them in 2009. However, they are becoming unsupported by their manufacturer. They are quickly becoming not acceptable for many of the contracted shows that come through the Union Colony Civic Center. Each time that they are not acceptable for contracts, we will be required to rent two consoles at a cost of \$1,000-\$1,500. In order to keep from having to rent consoles to meet contracts in the future, we need to replace both consoles. If this project is done in conjunction with project 1012 (Monfort Concert Hall - Audio Maintenance), the City would realize a \$30,000 savings.

Revenue Detail:

GL Account	Description					
Revenue						
6106	OT From Sales And Use Tax	0	0	0	0	95,000
	Total Revenue	0	0	0	0	95,000
Expense						
8202	Construction	0	0	0	0	85,600
8214	Legal Publications	0	0	0	0	200
8232	Project Management	0	0	0	0	9,200
	Total Expense	0	0	0	0	95,000
	Net Total	0	0	0	0	0

Impact on Operating Budget:

Project Summary

Project Number: 272
Project Title: Cart Path Replacement - Highland Hills
Division: Golf
Project Type: Parks Maintenance/Improvement
Year Identified: 2012
Fund: 304 - Food Tax
Budget Unit #:

Budget Year:
Council Priority: Image-Quality of Life
Budget Status: Data Entry
Regions: 3- 10 St South/23 Ave West
Location: Highland Hills Golf Course @ 2200 Clubhouse Drive
Project Manager: Wayne Leighton
Project Status: Unfunded

Description:

The replacement and addition of 7' electric golf cart paths at Highland Hills GC. This would include the following:

Phase I:

Hole #1-Repair and add to path along the teeing area 250 feet,
 Hole #4-re-route cart path around the putting green 75 feet,
 Hole #9-replace and re-route cart path along teeing area 150 feet,
 Hole #10-repair existing path on teeing area and extend to forward tees 200 feet,
 Hole #11-add new tee from #10 green along #11 teeing area to forward tees 100 feet,
 Hole #12-take out existing teeing area tee and move to south side and extend to forward tees 200 feet,
 Hole #15- replace total teeing area path 100 feet and
 Hole #17- add new path from #16 green to bathroom to #17 teeing area 500 feet.
 In addition 250 3" low rollover curbing at \$10 per foot totaling 1069 square yards x \$60 = \$64,140 + \$2,500 curbing = \$66,640.

Phase II:

Cart path from #10 to start of #1 tee,
 Cart path from parking lot on west side of clubhouse to return cart area,
 cart path area and 250 feet of 3" low rollover curbing at \$10 per foot totaling 973 square yards

Discussion of Progress:

Justification:

The existing cart paths are very rough and are becoming increasingly hard on the electric golf carts and create extra wear and tear on this equipment. It is becoming a safety issue to the golf course customers who rent and operate the electric golf carts. Paved cart paths also reduce wear and tear on the turf, greatly reduce soil compaction issues, and present a much more pleasing affect to the customer and for the community.

Revenue Detail:

GL Account	Description					
Revenue						
6106	OT From Sales And Use Tax	0	0	0	0	148,000
	Total Revenue	0	0	0	0	148,000
Expense						
8202	Construction	0	0	0	0	128,000
8204	Contingency	0	0	0	0	6,000
8232	Project Management	0	0	0	0	14,000
	Total Expense	0	0	0	0	148,000
	Net Total	0	0	0	0	0

Impact on Operating Budget:

Project Summary

Project Number:	14018	Budget Year:	
Project Title:	Irrigation Redesign & Replacement - Sherwood	Council Priority:	Image-Healthy Neighborhoods
Division:	Parks	Budget Status:	Data Entry
Project Type:	Parks Maintenance/Improvement	Regions:	1- 16 St North/35 Ave East
Year Identified:	2014	Location:	Sherwood Park @ 28th Avenue and 13th Street
Fund:	304 - Food Tax	Project Manager:	Sarah Boyd
Budget Unit #:		Project Status	Unfunded

Description:

Irrigation redesign and replacement

Discussion of Progress:

Justification:

Availability of replacement parts, multiple repairs and aging infrastructure have made the system inefficient. Maintenance and repair costs continue to rise annually.

Revenue Detail:

GL Account	Description					
Revenue						
6106	OT From Sales And Use Tax	0	0	0	0	183,000
	Total Revenue	0	0	0	0	183,000
Expense						
8202	Construction	0	0	0	0	164,800
8214	Legal Publications	0	0	0	0	200
8232	Project Management	0	0	0	0	18,000
	Total Expense	0	0	0	0	183,000
	Net Total	0	0	0	0	0

Impact on Operating Budget:

Project Summary

Project Number: 136
Project Title: Cart Paths - Boomerang
Division: Golf
Project Type: Parks Maintenance/Improvement
Year Identified: 2012
Fund: 304 - Food Tax
Budget Unit #:

Budget Year:
Council Priority: Image-Quality of Life
Budget Status: Data Entry
Regions: 4 - 10 St North/23 Ave West
Location: Boomerang Golf Course @ 7309 W 4th Street
Project Manager: Wayne Leighton
Project Status: Unfunded

Description:

The replacement and extension of 7' electric golf cart paths at Boomerang Links Golf Course. This would include the following:

South Hole #1 - extend cart path 300 feet from teeing area,
 South Hole #5 - replace and relocate failing cart path around putting green 200 feet,
 South Hole #8 - replace and extend from teeing area 50 feet,
 North Hole #1 - extend from teeing area 100 feet,
 North #5 replace and add totaling 250 feet and
 North #6 replace and add totaling 350 feet.

Total for Boomerang is 972 square yards of concrete.

Discussion of Progress:

Justification:

This helps in the safety of the golf course customers who rent the electric golf carts and reduces the wear and tear of the electric golf carts. Designated paths also prevent overuse and wear/tear of turf and soil compaction issues.

Revenue Detail:

GL Account	Description					
Revenue						
6106	OT From Sales And Use Tax	0	0	0	0	70,000
	Total Revenue	0	0	0	0	70,000
Expense						
8202	Construction	0	0	0	0	61,000
8204	Contingency	0	0	0	0	2,000
8232	Project Management	0	0	0	0	7,000
	Total Expense	0	0	0	0	70,000
	Net Total	0	0	0	0	0

Impact on Operating Budget:

Project Summary

Project Number:	14021	Budget Year:	
Project Title:	Play Court Redesign & Replacement - Centennial Skate Park (1) and Sunrise Skate Park (1)	Council Priority:	Image-Healthy Neighborhoods
Division:	Parks	Budget Status:	Data Entry
Project Type:	Parks Maintenance/Improvement	Regions:	0 - Multiple Wards
Year Identified:	2014	Location:	Centennial: 2201 23rd Ave Sunrise: 11th Street and 3rd Avenue
Fund:	304 - Food Tax	Project Manager:	Sarah Boyd
Budget Unit #:		Project Status:	Unfunded

Description:

Asphalt overlay of hard surface under skate ramps.

Discussion of Progress:

Justification:

Current surface has out lived its life expectancy and poses safety risks to users.

Revenue Detail:

GL Account	Description					
Revenue						
6106	OT From Sales And Use Tax	0	0	0	0	32,000
	Total Revenue	0	0	0	0	32,000
Expense						
8202	Construction	0	0	0	0	28,900
8214	Legal Publications	0	0	0	0	200
8232	Project Management	0	0	0	0	2,900
	Total Expense	0	0	0	0	32,000
	Net Total	0	0	0	0	0

Impact on Operating Budget:

Project Summary

Project Number: 718
Project Title: Monfort Concert Hall Seat Upholstery Replacement
Division: Culture & Public Art
Project Type: Public Buildings Repair/Replacement
Year Identified: 2012
Fund: 304 - Food Tax
Budget Unit #:

Budget Year:
Council Priority: Infrastructure & Growth- Public Facilities & Equip
Budget Status: Data Entry
Regions: 1- 16 St North/35 Ave East
Location: UCCC, 701 10th Ave
Project Manager: Jason Evenson
Project Status: Unfunded

Description:

This project will reupholster the 2,000 seats in the Monfort Concert Hall.

Discussion of Progress:

Justification:

The upholstery on the seating in the Monfort Concert Hall is 20 years old and is wearing out. The cost estimate for this project was derived by the per seat cost provided by the staff at the Lincoln Center in Fort Collins who managed their replacement during their 20 year anniversary. The price was then adjusted by Union Colony Civic Center staff for inflation.

Revenue Detail:

GL Account	Description					
Revenue						
6106	OT From Sales And Use Tax	0	0	0	0	220,800
	Total Revenue	0	0	0	0	220,800
Expense						
8202	Construction	0	0	0	0	156,175
8204	Contingency	0	0	0	0	12,750
8206	Design Fees	0	0	0	0	31,875
8214	Legal Publications	0	0	0	0	2,500
8232	Project Management	0	0	0	0	17,500
	Total Expense	0	0	0	0	220,800
	Net Total	0	0	0	0	0

Impact on Operating Budget:

Project Summary

Project Number:	14023	Budget Year:	
Project Title:	Play Court Redesign & Replacement -Resurface Sunrise Basketball Courts (2)	Council Priority:	Image-Healthy Neighborhoods
Division:	Parks	Budget Status:	Data Entry
Project Type:	Parks Maintenance/Improvement	Regions:	1- 16 St North/35 Ave East
Year Identified:	2014	Location:	Sunrise Park @ 3rd Avenue and 11th Street
Fund:	304 - Food Tax	Project Manager:	Sarah Boyd
Budget Unit #:		Project Status	Unfunded

Description:

This project will re-top two asphalt basketball courts at Sunrise Park.

Discussion of Progress:

Justification:

Court surfaces have out lived their life expectancy and are becoming a safety issue for users.

Revenue Detail:

GL Account	Description					
Revenue						
6106	OT From Sales And Use Tax	0	0	0	0	62,000
	Total Revenue	0	0	0	0	62,000
Expense						
8202	Construction	0	0	0	0	55,900
8214	Legal Publications	0	0	0	0	200
8232	Project Management	0	0	0	0	5,900
	Total Expense	0	0	0	0	62,000
	Net Total	0	0	0	0	0

Impact on Operating Budget:

Project Summary

Project Number:	807	Budget Year:	
Project Title:	Replace Asphalt with Concrete at Boomerang Clubhouse	Council Priority:	Image-Quality of Life
Division:	Golf	Budget Status:	Data Entry
Project Type:	Parks Maintenance/Improvement	Regions:	3- 10 St South/23 Ave West
Year Identified:	2012	Location:	Boomerang Golf Course @ 7309 W 4th Street
Fund:	304 - Food Tax	Project Manager:	Wayne Leighton
Budget Unit #:		Project Status	Unfunded

Description:

This project will remove existing asphalt at Boomerang Clubhouse and practice areas and replace it with concrete. Concrete would be laid on the west side adjacent to clubhouse, cart parking, cart wash area, and path to the driving range.

Discussion of Progress:

Justification:

Existing asphalt is cracked, broken and failing. Nightly watering creates an environment that would prevent asphalt from being a workable solution, and it is a constant maintenance nuisance. Concrete will allow for a long term solution, and it would increase the aesthetic value of the base of the golf course operation.

Revenue Detail:

GL Account	Description					
Revenue						
6106	OT From Sales And Use Tax	0	0	0	0	92,000
	Total Revenue	0	0	0	0	92,000
Expense						
8202	Construction	0	0	0	0	80,250
8212	Land/Building Cost/Demo	0	0	0	0	5,000
8216	Miscellaneous	0	0	0	0	5,000
8236	Soils Investigation	0	0	0	0	1,500
8240	Testing And Inspection	0	0	0	0	250
	Total Expense	0	0	0	0	92,000
	Net Total	0	0	0	0	0

Impact on Operating Budget:

Project Summary

Project Number: 14024
Project Title: Irrigation System Replacements - 8th Ave
Division: Parks
Project Type: Parks Maintenance/Improvement
Year Identified: 2014
Fund: 304 - Food Tax
Budget Unit #:

Budget Year:
Council Priority: Image-Healthy Neighborhoods
Budget Status: Data Entry
Regions: 1- 16 St North/35 Ave East
Location: 5 medians @ 8th Ave entryway, 27 th Ave from 16th St to 13th St
Project Manager: Sarah Boyd
Project Status: Unfunded

Description:

Irrigation redesign and replacement 5 medians @ 8th Ave entryway, 27th Ave from 16th St to 13th St

Discussion of Progress:

Justification:

Systems are over 30 years old. Availability of replacement parts and multiple repairs have made the system inefficient. Maintenance and repair costs continue to rise annually. Proposed improvements to the 8th Avenue median require redesign of the irrigation system.

Revenue Detail:

GL Account	Description					
Revenue						
6106	OT From Sales And Use Tax	0	0	0	0	157,300
	Total Revenue	0	0	0	0	157,300
Expense						
8202	Construction	0	0	0	0	141,670
8214	Legal Publications	0	0	0	0	200
8232	Project Management	0	0	0	0	15,430
	Total Expense	0	0	0	0	157,300
	Net Total	0	0	0	0	0

Impact on Operating Budget:

Project Summary

Project Number:	14025	Budget Year:	
Project Title:	Irrigation Redesign & Replacement - Bittersweet	Council Priority:	Image-Healthy Neighborhoods
Division:	Parks	Budget Status:	Data Entry
Project Type:	Infrastructure Maintenance	Regions:	3- 10 St South/23 Ave West
Year Identified:	2014	Location:	Bittersweet Park @ 35th Avenue and 13th Street
Fund:	304 - Food Tax	Project Manager:	Sarah Boyd
Budget Unit #:		Project Status:	Unfunded

Description:

Redesign and replacement of irrigation in Bittersweet Park

Discussion of Progress:

Justification:

Replacement parts are no longer available. Multiple mainline breaks and retrofitted spray heads have further reduced watering efficiency. Additions to the park such as restrooms, playgrounds, veterans memorial, fallen officers memorial and new pathways have significantly impacted the efficiency of the system.

Revenue Detail:

GL Account	Description					
Revenue						
6106	OT From Sales And Use Tax	0	0	0	0	1,352,000
	Total Revenue	0	0	0	0	1,352,000
Expense						
8202	Construction	0	0	0	0	1,276,900
8214	Legal Publications	0	0	0	0	200
8232	Project Management	0	0	0	0	74,900
	Total Expense	0	0	0	0	1,352,000
	Net Total	0	0	0	0	0

Impact on Operating Budget:

Project Summary

Project Number:	450	Budget Year:	
Project Title:	Museum Safety & Security	Council Priority:	Image-Quality of Life
Division:	Culture & Public Art	Budget Status:	Data Entry
Project Type:	Parks Maintenance/Improvement	Regions:	1- 16 St North/35 Ave East
Year Identified:	2012	Location:	Greeley History Museum @ 714 8th Street Centennial Village @ 1475 A Street Meeker Home @ 1324 9th Avenue
Fund:	304 - Food Tax	Project Manager:	Bill Armstrong
Budget Unit #:		Project Status	Unfunded

Description:

At the Greeley History Museum, this project will upgrade aging equipment as well as add security cameras and prox card readers. At Centennial Village Museum, the system will be upgraded, motion detectors will be added to several buildings and several exterior cameras will also be added to monitor the parking lot and security-sensitive areas on the site. The Meeker Home will have security sensors added to the outbuilding (storage and restroom), and cameras will be added to monitor the building exterior.

Discussion of Progress:

Justification:

Recent breaches of security, including vandalism inside the Greeley History Museum, broken windows and vandalism at the Meeker Home, fence hopping at Centennial Village, and theft of photographs from the Archives have emphasized the need to increase security at these three sites. Some buildings at Centennial Village lack security monitoring and lighting at night needs to be improved. Reductions in the Greeley History Museum's budget during construction limited the ability to install appropriate security at the museum. We are unable to borrow exhibits from traveling exhibit companies without the ability to provide a certain standard of security access. Project costs were estimated by DictoGuard which has the security contract for these three sites, with amounts added to account for inflation.

Revenue Detail:

GL Account	Description					
Revenue						
6106	OT From Sales And Use Tax	0	0	0	0	118,000
	Total Revenue	0	0	0	0	118,000
Expense						
8202	Construction	0	0	0	0	90,000
8204	Contingency	0	0	0	0	9,000
8208	Furniture,Fixtures,Equipment	0	0	0	0	7,500
8218	Miscellaneous Design	0	0	0	0	5,000
8224	Operating Supplies	0	0	0	0	1,500
8226	Permits,Fees, Etc	0	0	0	0	5,000
	Total Expense	0	0	0	0	118,000
	Net Total	0	0	0	0	0

Impact on Operating Budget:

Project Summary

Project Number:	811	Budget Year:	
Project Title:	Centennial Pool Shell and Building Repairs	Council Priority:	Infrastructure & Growth- Public Facilities & Equip
Division:	Recreation-Culture, Parks & Recreation	Budget Status:	Data Entry
Project Type:	Parks Maintenance/Improvement	Regions:	3- 10 St South/23 Ave West
Year Identified:	2012	Location:	Centennial Pool @ 2201 23rd Ave
Fund:	304 - Food Tax	Project Manager:	Dale Elder
Budget Unit #:		Project Status	Unfunded

Description:

This project will sand blast or strip the pool shell, repair the chipping concrete in the pool shell, paint the pool shell and the competitive swim lines and murals on the deck and shell. In addition, the bath house will be painted inside and out, along with the pump room and all the metal on the awning structures.

Discussion of Progress:

Justification:

The Centennial Pool shell was last fully painted back in September 2001. The epoxy paint life expectancy is three to five years. City staff has been doing touch-up repair work on the pool shell for years. The City renovated the bath house and constructed the new shade structures in 1999/2000. The paint on the building and shade structures is chipping and rusting in areas.

Revenue Detail:

GL Account	Description					
Revenue						
6106	OT From Sales And Use Tax	0	0	0	0	125,000
	Total Revenue	0	0	0	0	125,000
Expense						
8202	Construction	0	0	0	0	119,275
8226	Permits,Fees, Etc	0	0	0	0	1,000
8232	Project Management	0	0	0	0	3,675
9301	Public Improvement Fund	0	0	0	0	1,050
	Total Expense	0	0	0	0	125,000
	Net Total	0	0	0	0	0

Impact on Operating Budget:

Project Summary

Project Number: 14026
Project Title: Island Grove Event Center - LED Conversion
Division: Island Grove
Project Type: Infrastructure Maintenance
Year Identified: 2014
Fund: 304 - Food Tax
Budget Unit #:

Budget Year:
Council Priority: Infrastructure & Growth- Public Facilities & Equip
Budget Status: Data Entry
Regions: 1- 16 St North/35 Ave East
Location: Island Grove Event Center @ 425 N 25th Avenue
Project Manager: Tom Welch
Project Status: Unfunded

Description:

Replace 170 existing lighting fixtures with new LED fixtures.

Discussion of Progress:

Justification:

High energy cost gives this project a 88 month payback. The electrical bill in 2013 was \$103,000 and this could potentially reduce the City electrical bill by \$25,000 per year with a 8 year payback. The Xcel rebate could cover the \$20,000 labor cost.

Revenue Detail:

GL Account	Description					
Revenue						
6106	OT From Sales And Use Tax	0	0	0	0	205,000
	Total Revenue	0	0	0	0	205,000
Expense						
8202	Construction	0	0	0	0	184,600
8214	Legal Publications	0	0	0	0	200
8232	Project Management	0	0	0	0	20,200
	Total Expense	0	0	0	0	205,000
	Net Total	0	0	0	0	0

Impact on Operating Budget:

Project Summary

Project Number: 270
Project Title: East Lake Renovation - Highland Hills
Division: Golf
Project Type: Parks Maintenance/Improvement
Year Identified: 2012
Fund: 304 - Food Tax
Budget Unit #:

Budget Year:
Council Priority: Image-Quality of Life
Budget Status: Data Entry
Regions: 3- 10 St South/23 Ave West
Location: Highland Hills Golf Course @ 2200 Clubhouse Drive
Project Manager: Wayne Leighton
Project Status: Unfunded

Description:

Project would stabilize lake banks and possibly enlarge the holding capacity of the lake. The project would greatly enhance the appearance of the lake by removing the large pieces of concrete and rip-rap that currently surround the lake.

Discussion of Progress:

Justification:

The course has been open for over 50 years, and the lake has never been dredged. Project will consist of dredging, clean-up and installation of retaining wall. Dredging will increase the storage capacity of the lake.

Revenue Detail:

GL Account	Description					
Revenue						
6106	OT From Sales And Use Tax	0	0	0	0	187,000
	Total Revenue	0	0	0	0	187,000
Expense						
8202	Construction	0	0	0	0	160,500
8204	Contingency	0	0	0	0	16,000
8206	Design Fees	0	0	0	0	2,000
8216	Miscellaneous	0	0	0	0	2,500
8232	Project Management	0	0	0	0	5,000
8236	Soils Investigation	0	0	0	0	1,000
	Total Expense	0	0	0	0	187,000
	Net Total	0	0	0	0	0

Impact on Operating Budget:

Project Summary

Project Number: 809
Project Title: Boomerang Lake Bank Stabilization
Division: Golf
Project Type: Parks Maintenance/Improvement
Year Identified: 2012
Fund: 304 - Food Tax
Budget Unit #:

Budget Year:
Council Priority: Image-Quality of Life
Budget Status: Data Entry
Regions: 3- 10 St South/23 Ave West
Location: Boomerang Golf Course @ 7309 W 4th Street
Project Manager: Wayne Leighton
Project Status: Unfunded

Description:

This project is for construction of stabilization and retaining walls at the South Nine of Boomerang Links. The lake edges along hole numbers two (tee and green) and nine are deteriorating and need to be stabilized to prevent putting green failure. The irrigation lake on the number two tee box is rapidly failing and allowing soil to cover the intake of irrigation pumps and is creating a hazard for the players. A retaining wall constructed of boulders and covered with soil will be built on the number two tee.

Discussion of Progress:

Justification:

The increased deterioration of the lake edges along the green side banks is creating a loss of soil which will lead to the putting greens on holes two and nine to fall into the lake. This will make the hole unplayable, which will lead to loss of revenue and a high cost of reconstruction. The bank deterioration on the number two tee is allowing soil to cover the intake of the irrigation pump; this causes a loss of storage capacity. If this remains unrepaired, the intake could become clogged and debris could be pumped through the irrigation system. This would cause poor sprinkler performance and would also cause the sprinkler heads to become stuck in the on position; this would in turn lead to costly repairs to the pumping system.

Revenue Detail:

GL Account	Description					
Revenue						
6106	OT From Sales And Use Tax	0	0	0	0	90,000
	Total Revenue	0	0	0	0	90,000
Expense						
8202	Construction	0	0	0	0	82,500
8206	Design Fees	0	0	0	0	2,500
8232	Project Management	0	0	0	0	5,000
	Total Expense	0	0	0	0	90,000
	Net Total	0	0	0	0	0

Impact on Operating Budget:

Project Summary

Project Number:	14030	Budget Year:	
Project Title:	Island Grove Arena replacement plastic seating	Council Priority:	Infrastructure & Growth- Public Facilities & Equip
Division:	Island Grove	Budget Status:	Data Entry
Project Type:	Infrastructure Maintenance	Regions:	1- 16 St North/35 Ave East
Year Identified:	2014	Location:	Island Grove Arena @ 600 N 14th Avenue
Fund:	304 - Food Tax	Project Manager:	Tom Welch
Budget Unit #:		Project Status:	Unfunded

Description:

Replace 2600 plastic seats in the box sections of the Arena. Include new section, row and seat labeling.

Discussion of Progress:

Justification:

Plastic seating in lower boxes is deteriorating due to age (20 years) and sun exposure.

Revenue Detail:

GL Account	Description					
Revenue						
6106	OT From Sales And Use Tax	0	0	0	0	117,000
	Total Revenue	0	0	0	0	117,000
Expense						
8202	Construction	0	0	0	0	105,400
8214	Legal Publications	0	0	0	0	200
8232	Project Management	0	0	0	0	11,400
	Total Expense	0	0	0	0	117,000
	Net Total	0	0	0	0	0

Impact on Operating Budget:

Project Summary

Project Number:	14031	Budget Year:	
Project Title:	Island Grove - Arena Parking Lot Paving repairs	Council Priority:	Safety- Traffic Safety
Division:	Island Grove	Budget Status:	Data Entry
Project Type:	Infrastructure Maintenance	Regions:	1- 16 St North/35 Ave East
Year Identified:	2014	Location:	Island Grove Arena @ 600 N 14th Avenue
Fund:	304 - Food Tax	Project Manager:	Tom Welch
Budget Unit #:		Project Status	Unfunded

Description:

Overlay and stripe main arena parking lot. Some areas will need to be replaced.

Discussion of Progress:

Justification:

Heavy use of parking area by several regional agencies for training is taking a toll on this lot. This was last overlaid in early 90s. Heavy equipment used by Greeley Police, Greeley Fire, Public Works Weld County and the National Guard for training because it is one of the few parking lots in Greeley without islands. In addition, the carnival sits on this parking lot which causes additional wear and tear.

Revenue Detail:

GL Account	Description					
Revenue						
6106	OT From Sales And Use Tax	0	0	0	0	535,000
	Total Revenue	0	0	0	0	535,000
Expense						
8202	Construction	0	0	0	0	481,600
8214	Legal Publications	0	0	0	0	200
8232	Project Management	0	0	0	0	53,200
	Total Expense	0	0	0	0	535,000
	Net Total	0	0	0	0	0

Impact on Operating Budget:

Project Summary

Project Number:	715	Budget Year:	
Project Title:	UCCC Carpet Replacement	Council Priority:	Image-Quality of Life
Division:	Culture & Public Art	Budget Status:	Data Entry
Project Type:	Public Buildings Repair/Replacement	Regions:	1- 16 St North/35 Ave East
Year Identified:	2012	Location:	UCCC, 701 10th Ave
Fund:	304 - Food Tax	Project Manager:	Jason Evenson
Budget Unit #:		Project Status	Unfunded

Description:

Replace the approximately 17,000 square feet of carpet in the UCCC lobbies and light locks (the area between the lobby and the theatre seating).

Discussion of Progress:

Pricing was supplied by the State Bid contractor Tandus.

Monfort Concert Hall carpet was replaced in 2014 and Hensel Phelps Theatre carpet was replaced in 2012 when the aisle lighting project was completed.

Justification:

The carpet in the UCCC is showing wear, fading, and pulls in the carpet and will need to be replaced no later than 2016. Estimate provided by UCCC staff in conjunction with Skips Carpet Service Inc.

Revenue Detail:

GL Account	Description					
Revenue						
6106	OT From Sales And Use Tax	0	0	0	0	225,000
	Total Revenue	0	0	0	0	225,000
Expense						
8202	Construction	0	0	0	0	206,000
8214	Legal Publications	0	0	0	0	1,500
8216	Miscellaneous	0	0	0	0	11,000
8232	Project Management	0	0	0	0	6,500
	Total Expense	0	0	0	0	225,000
	Net Total	0	0	0	0	0

Impact on Operating Budget:

Project Summary

Project Number: 1011
Project Title: Recreation Center Pool - Paint Interior
Division: Recreation-Culture, Parks & Recreation
Project Type: Parks Maintenance/Improvement
Year Identified: 2012
Fund: 304 - Food Tax
Budget Unit #:

Budget Year:
Council Priority: Infrastructure & Growth- Public Facilities & Equip
Budget Status: Data Entry
Regions: 1- 16 St North/35 Ave East
Location: Recreation Center @ 651 10th Avenue
Project Manager: Dale Elder
Project Status: Unfunded

Description:

Paint Recreation Center pool area to update the aesthetics and appearance for the general public. Project is to include base paint and an addition of colorful graphics to brighten up the facility. Project will also include cleaning of the existing duct work which has a build-up of dust and debris from over 27 years of use.

Discussion of Progress:

Justification:

The Rec Center was built in 1985, and the pool is used 50 weeks a year hosting 3 high school as well 4 middle swim teams. The pool area walls have not been re-painted since the original construction, and new colors and aesthetics are needed to "renew" the look of the pool area. In addition, past fixtures were removed from the walls and touch-up paint was used to try and match colors with poor results.

Revenue Detail:

GL Account	Description					
Revenue						
6106	OT From Sales And Use Tax	0	0	0	0	75,000
	Total Revenue	0	0	0	0	75,000
Expense						
8202	Construction	0	0	0	0	75,000
	Total Expense	0	0	0	0	75,000
	Net Total	0	0	0	0	0

Impact on Operating Budget:

Project Summary

Project Number:	14036	Budget Year:	
Project Title:	Play Court Redesign & Replacement - Centennial Tennis Courts Resurfacing (12)	Council Priority:	Image-Healthy Neighborhoods
Division:	Parks	Budget Status:	Data Entry
Project Type:	Parks Maintenance/Improvement	Regions:	3- 10 St South/23 Ave West
Year Identified:	2014	Location:	Centennial Park @ 23rd Avenue and Reservoir Rd
Fund:	304 - Food Tax	Project Manager:	Sarah Boyd
Budget Unit #:		Project Status	Unfunded

Description:

Resurfacing of 12 tennis courts at Centennial Park to maintain safe playing surfaces

Discussion of Progress:

Justification:

Courts must be periodically resurfaced to maintain the safety and integrity of play. Through out the season, Centennial host multiple tournaments will players from across the state of Colorado.

Revenue Detail:

GL Account	Description					
Revenue						
6106	OT From Sales And Use Tax	0	0	0	0	60,000
	Total Revenue	0	0	0	0	60,000
Expense						
8202	Construction	0	0	0	0	54,100
8214	Legal Publications	0	0	0	0	200
8232	Project Management	0	0	0	0	5,700
	Total Expense	0	0	0	0	60,000
	Net Total	0	0	0	0	0

Impact on Operating Budget:

Project Summary

Project Number:	14042	Budget Year:	
Project Title:	Playground replacement - Lincoln	Council Priority:	Image-Quality of Life
Division:	Parks	Budget Status:	Data Entry
Project Type:	Parks/Recreation	Regions:	1- 16 St North/35 Ave East
Year Identified:	2014	Location:	Lincoln Park @ 7th Street and 10th Avenue
Fund:	304 - Food Tax	Project Manager:	Sarah Boyd
Budget Unit #:		Project Status	Unfunded

Description:

This project will replace the existing playground at Lincoln Park. Input for playground design will be collected through public engagement. Vendor will supply playground design, subsurface drainage design, playground installation, drainage installation and safety surfacing installation.

Discussion of Progress:

Justification:

The existing playground is over 15 years old and beyond its useful life.

Revenue Detail:

GL Account	Description					
Revenue						
6106	OT From Sales And Use Tax	0	0	0	0	225,000
	Total Revenue	0	0	0	0	225,000
Expense						
8202	Construction	0	0	0	0	202,600
8214	Legal Publications	0	0	0	0	200
8232	Project Management	0	0	0	0	22,200
	Total Expense	0	0	0	0	225,000
	Net Total	0	0	0	0	0

Impact on Operating Budget:

Project Summary

Project Number:	14048	Budget Year:	
Project Title:	Playground replacement - JB Jones	Council Priority:	Image-Quality of Life
Division:	Parks	Budget Status:	Data Entry
Project Type:	Parks/Recreation	Regions:	3- 10 St South/23 Ave West
Year Identified:	2014	Location:	JB Jones @ 52nd Avenue Court
Fund:	304 - Food Tax	Project Manager:	Sarah Boyd
Budget Unit #:		Project Status	Unfunded

Description:

This project will replace the existing playground at JB Jones Park. Input for playground design will be collected through public engagement. Vendor will supply playground design, subsurface drainage design, playground installation, drainage installation and safety surfacing installation.

Discussion of Progress:

Justification:

The existing playground is over 15 years old and beyond its useful life.

Revenue Detail:

GL Account	Description					
Revenue						
6106	OT From Sales And Use Tax	0	0	0	0	225,000
	Total Revenue	0	0	0	0	225,000
Expense						
8202	Construction	0	0	0	0	202,600
8214	Legal Publications	0	0	0	0	200
8232	Project Management	0	0	0	0	22,200
	Total Expense	0	0	0	0	225,000
	Net Total	0	0	0	0	0

Impact on Operating Budget:

Project Summary

Project Number:	14056	Budget Year:	
Project Title:	Emergency Overhead Door Controllers Repair/Replacement for 1st Responders	Council Priority:	Infrastructure & Growth- Public Facilities & Equip
Division:	Facilities Management	Budget Status:	Data Entry
Project Type:	Public Buildings Repair/Replacement	Regions:	0 - Multiple Wards
Year Identified:	2014	Location:	Various Locations
Fund:	304 - Food Tax	Project Manager:	Terry Griebe
Budget Unit #:		Project Status	Unfunded

Description:

Replace aged components to insure the proper operation of the emergency overhead doors. The City has 124 emergency doors that need to be maintained. Current needs include replacing aged components such as spring, bearing, rollers, weather stripping, upgrade photo eyes and replace operators on doors at various locations thru out the city. Emergency services include Fire, Transit, Police, Streets, Traffic, and Equipment Maintenance.

Discussion of Progress:

Justification:

These components are only rated for a specific number of cycles per hour and have exceeded that in many buildings. The springs are rated for 50,000 cycles. The life cycle is 10 years, and the industry standard is that after 10 years the controller should be replaced.

Revenue Detail:

GL Account	Description					
Revenue						
6106	OT From Sales And Use Tax	0	0	0	0	50,000
	Total Revenue	0	0	0	0	50,000
Expense						
8202	Construction	0	0	0	0	45,100
8214	Legal Publications	0	0	0	0	200
8232	Project Management	0	0	0	0	4,700
	Total Expense	0	0	0	0	50,000
	Net Total	0	0	0	0	0

Impact on Operating Budget:

Project Summary

Project Number:	731	Budget Year:	
Project Title:	HVAC - City Hall Boiler Replacement (Secondary Boiler)	Council Priority:	Infrastructure & Growth- Public Facilities & Equip
Division:	Facilities Management	Budget Status:	Data Entry
Project Type:	Public Buildings Repair/Replacement	Regions:	1- 16 St North/35 Ave East
Year Identified:	2012	Location:	City Hall @ 1000 10th Street
Fund:	304 - Food Tax	Project Manager:	Troy Dart
Budget Unit #:	3040006006200911	Project Status	Unfunded

Description:

In 2013, Facilities Management replaced the primary boiler at City Hall. Due to the age of the primary boilers that was installed in 1993. The secondary boiler appeared to OK at that time, but will also need to be within the next few years.

Discussion of Progress:

Justification:

Secondary boiler and heating system equipment which include 4 pumps has exceeded its life expectancy. Service life of the boiler and pumps are 15 to 20 years. Based on the service life of this boiler system and the many repairs over the past few years the system is due to be replaced.

Replacement is needed due to the age of this building. Facility Management has done many up-grades to the heating and cooling system over the years with the boiler and pumps being last upgraded in 1993.

Revenue Detail:

GL Account	Description					
Revenue						
6106	OT From Sales And Use Tax	0	0	0	0	75,000
	Total Revenue	0	0	0	0	75,000
Expense						
8202	Construction	0	0	0	0	74,000
8214	Legal Publications	0	0	0	0	200
8216	Miscellaneous	0	0	0	0	800
	Total Expense	0	0	0	0	75,000
	Net Total	0	0	0	0	0

Impact on Operating Budget:

Project Summary

Project Number: 14058
Project Title: Recreation Center Pool Pump Well Upgrade
Division: Facilities Management
Project Type: Public Buildings Repair/Replacement
Year Identified: 2014
Fund: 304 - Food Tax
Budget Unit #:

Budget Year:
Council Priority: Infrastructure & Growth- Public Facilities & Equip
Budget Status: Data Entry
Regions: 1- 16 St North/35 Ave East
Location: Recreation Center @ 651 10th Avenue
Project Manager: Dale Blehm
Project Status: Unfunded

Description:

Replace and relocate pool pump at the Recreation Center

Discussion of Progress:

Justification:

The purpose for relocating pool pump is to lower the hair strainer to the level the pool pump to stop the pump from sucking air after cleaning.

Revenue Detail:

GL Account	Description					
Revenue						
6106	OT From Sales And Use Tax	0	0	0	0	25,000
	Total Revenue	0	0	0	0	25,000
Expense						
8202	Construction	0	0	0	0	22,600
8214	Legal Publications	0	0	0	0	200
8232	Project Management	0	0	0	0	2,200
	Total Expense	0	0	0	0	25,000
	Net Total	0	0	0	0	0

Impact on Operating Budget:

Project Summary

Project Number:	14101	Budget Year:	
Project Title:	Electrical Upgrade - Future Projects from Building	Council Priority:	Infrastructure & Growth- Public Facilities & Equip
Division:	Facilities Management	Budget Status:	Data Entry
Project Type:	Parks Maintenance/Improvement	Regions:	0 - Multiple Wards
Year Identified:	2014	Location:	Various Locations
Fund:	304 - Food Tax	Project Manager:	Dale Blehm
Budget Unit #:		Project Status	Unfunded

Description:

This project is to upgrade electrical issues that were identified during the building audit in 2012. These items are to change updates to occupancy sensors in the restrooms, office areas, and exterior lighting of the facilities for energy saving.

Discussion of Progress:

Justification:

This building was identified during the 2012 building audit as a building envelope savings need. Energy audits assist in identifying future energy cost savings projects due to the raising energy costs. The energy saving target should be (10% to 20% on energy costs) and (60% on maintenance costs).

Revenue Detail:

GL Account	Description					
Revenue						
6106	OT From Sales And Use Tax	0	0	0	0	75,000
	Total Revenue	0	0	0	0	75,000
Expense						
8202	Construction	0	0	0	0	75,000
	Total Expense	0	0	0	0	75,000
	Net Total	0	0	0	0	0

Impact on Operating Budget:

Project Summary

Project Number:	14059	Budget Year:	
Project Title:	ADA - Rodarte building accessibility into building	Council Priority:	Image-Quality of Life
Division:	Facilities Management	Budget Status:	Data Entry
Project Type:	Infrastructure Maintenance	Regions:	1- 16 St North/35 Ave East
Year Identified:	2014	Location:	Rodarte Center @ 920 A Street
Fund:	304 - Food Tax	Project Manager:	Ziggy Moertl
Budget Unit #:		Project Status	Unfunded

Description:

The west entrance at the Rodarte building will be remodeled to provide an accessible route from the main parking lot into the main entrance. The south side emergency egress will be connected to the existing route away from the facility. Service and food service lines in the facility will be remodeled to provide accessibility. The height of the food service counter should have an allowable height of 36 inches. Meals are served in this facility on a daily basis so this matter should be corrected.

Discussion of Progress:

Justification:

The purpose of the project is to become complaint with Federal Regulations under the ADA. Currently there are accessible parking spaces in the west and north parking lots. There is no accessible route from the west lot to either the west (main) entrance or the north entrance. The north parking lot has a route to the north entrance however it does not meet the accessibility requirements. The north door is also locked most of the time, and there is no system for informing anyone that someone is at the door.

Revenue Detail:

GL Account	Description					
Revenue						
6106	OT From Sales And Use Tax	0	0	0	0	108,000
	Total Revenue	0	0	0	0	108,000
Expense						
8202	Construction	0	0	0	0	97,300
8214	Legal Publications	0	0	0	0	200
8232	Project Management	0	0	0	0	10,500
	Total Expense	0	0	0	0	108,000
	Net Total	0	0	0	0	0

Impact on Operating Budget:

Project Summary

Project Number:	14060	Budget Year:	
Project Title:	Roof Repair - Replace PHQ roof on evidence building level E	Council Priority:	Infrastructure & Growth- Public Facilities & Equip
Division:	Facilities Management	Budget Status:	Data Entry
Project Type:	Public Buildings Repair/Replacement	Regions:	4 - 10 St North/23 Ave West
Year Identified:	2014	Location:	Service Center @ 1300 A Street
Fund:	304 - Food Tax	Project Manager:	Terry Griebe
Budget Unit #:		Project Status	Unfunded

Description:

The 2,025 square foot roof at the Police Headquarters Evidence Building is in need of repair to make it water tight. This project will coat the metal roof to alleviate leaks. This is the original building and roof that was built at the Service Center in the early 90s.

Discussion of Progress:

Justification:

This is a metal building that is aged and has many leaks. The rubber blocking in the ridge needs replaced. This roof needs to be sealed with a Tremco product.

Revenue Detail:

GL Account	Description					
Revenue						
6106	OT From Sales And Use Tax	0	0	0	0	18,000
	Total Revenue	0	0	0	0	18,000
Expense						
8202	Construction	0	0	0	0	16,300
8214	Legal Publications	0	0	0	0	200
8232	Project Management	0	0	0	0	1,500
	Total Expense	0	0	0	0	18,000
	Net Total	0	0	0	0	0

Impact on Operating Budget:

Project Summary

Project Number:	14061	Budget Year:	
Project Title:	ADA - Senior Center interior signage on doors throughout the facility	Council Priority:	Image-Quality of Life
Division:	Facilities Management	Budget Status:	Data Entry
Project Type:	Infrastructure Maintenance	Regions:	1- 16 St North/35 Ave East
Year Identified:	2014	Location:	Senior Center 1010 6th Street
Fund:	304 - Food Tax	Project Manager:	Ziggy Moertl
Budget Unit #:		Project Status	Unfunded

Description:

Install proper signage for all doors on the both interior and exterior of the building. Replace door closers as needed with the facility.

Discussion of Progress:

Justification:

The purpose of the project is to become complaint with the Federal Regulations under the ADA. The facility has good overall accessibility but there are issues with the accessible routes to the main entrance. The level of program access inside the facility is good with a few minor exceptions. The shuffleboard court is not accessible due to its design. Staff has developed a plan to provide alternate accessibility if it is required, but a permanent fix is needed.

Revenue Detail:

GL Account	Description					
Revenue						
6106	OT From Sales And Use Tax	0	0	0	0	26,000
	Total Revenue	0	0	0	0	26,000
Expense						
8202	Construction	0	0	0	0	23,500
8214	Legal Publications	0	0	0	0	200
8232	Project Management	0	0	0	0	2,300
	Total Expense	0	0	0	0	26,000
	Net Total	0	0	0	0	0

Impact on Operating Budget:

Project Summary

Project Number: 14053
Project Title: HVAC at Recreation Center
Division: Facilities Management
Project Type: Public Buildings Repair/Replacement
Year Identified: 2014
Fund: 304 - Food Tax
Budget Unit #:

Budget Year:
Council Priority: Infrastructure & Growth- Public Facilities & Equip
Budget Status: Data Entry
Regions: 1- 16 St North/35 Ave East
Location: Recreation Center @ 651 10th Avenue
Project Manager: Troy Dart
Project Status: Unfunded

Description:

Replace HVAC equipment at the Recreation Center. There are numerous pieces of HVAC equipment that service this facility including 6 smaller air handler systems for the dance studios and weight room, 4 larger air handlers for the rest of the facility, 2 cooling towers for chilled water to the larger air handlers.

Discussion of Progress:

Justification:

During the Facility Deficiency Audit in 2012, the HVAC equipment at the Recreation Center was identified in need of replacement. This equipment was original to the building that was constructed in 1985 with service of 25 years. It will have to be rebuilt on site because the units are internal to the building.

Revenue Detail:

GL Account	Description					
Revenue						
6106	OT From Sales And Use Tax	0	0	0	0	2,285,000
	Total Revenue	0	0	0	0	2,285,000
Expense						
8202	Construction	0	0	0	0	2,156,600
8214	Legal Publications	0	0	0	0	200
8232	Project Management	0	0	0	0	128,200
	Total Expense	0	0	0	0	2,285,000
	Net Total	0	0	0	0	0

Impact on Operating Budget:

Project Summary

Project Number:	14062	Budget Year:	
Project Title:	Generator Installation on the Street Facilities	Council Priority:	Infrastructure & Growth- Public Facilities & Equip
Division:	Facilities Management	Budget Status:	Data Entry
Project Type:	Public Buildings Repair/Replacement	Regions:	1- 16 St North/35 Ave East
Year Identified:	2014	Location:	Street Facility @ 1203 3rd Street
Fund:	304 - Food Tax	Project Manager:	Dale Blehm
Budget Unit #:		Project Status	Unfunded

Description:

Install Emergency Generator at Street Facility for power outages and emergency operations during bad weather.

Discussion of Progress:

Justification:

This generator installation will able the Street Division operator during power outages in emergency operations.

Revenue Detail:

GL Account	Description					
Revenue						
6106	OT From Sales And Use Tax	0	0	0	0	45,000
	Total Revenue	0	0	0	0	45,000
Expense						
8202	Construction	0	0	0	0	40,600
8214	Legal Publications	0	0	0	0	200
8232	Project Management	0	0	0	0	4,200
	Total Expense	0	0	0	0	45,000
	Net Total	0	0	0	0	0

Impact on Operating Budget:

Project Summary

Project Number:	14102	Budget Year:	
Project Title:	Electrical Upgrade - Retrofit Parking Lot Lighting to LED at Senior Center	Council Priority:	Infrastructure & Growth- Public Facilities & Equip
Division:	Facilities Management	Budget Status:	Data Entry
Project Type:	Parks Maintenance/Improvement	Regions:	1- 16 St North/35 Ave East
Year Identified:	2014	Location:	Senior Center 1010 6th Street
Fund:	304 - Food Tax	Project Manager:	Dale Blehm
Budget Unit #:		Project Status	Unfunded

Description:

Parking lot lighting at the Senior Center was installed back in 1997 with the City Standard Acorn Fixtures. In 2012, the City Standard Fixture has now moved to up-dated to new Acorn fixture that is LED for energy saving with a targeted saving of (10% to 20% on energy costs) and (60% on Maintenance costs)

Discussion of Progress:

Justification:

This building parking lot lighting was identified during the 2012 building audit as a building energy savings need. Energy audits assist in identifying future energy cost savings projects due to the raising energy costs. The energy saving target should be (10% to 20% on energy costs) and (60% on maintenance costs).

Revenue Detail:

GL Account	Description					
Revenue						
6106	OT From Sales And Use Tax	0	0	0	0	75,000
	Total Revenue	0	0	0	0	75,000
Expense						
8202	Construction	0	0	0	0	75,000
	Total Expense	0	0	0	0	75,000
	Net Total	0	0	0	0	0

Impact on Operating Budget:

Project Summary

Project Number: 14063
Project Title: Funplex interior pool area ceiling
Division: Facilities Management
Project Type: Public Buildings Repair/Replacement
Year Identified: 2014
Fund: 304 - Food Tax
Budget Unit #:

Budget Year:
Council Priority: Infrastructure & Growth- Public Facilities & Equip
Budget Status: Data Entry
Regions: 3- 10 St South/23 Ave West
Location: Funplex @ 1501 65th Avenue
Project Manager: Terry Griebe
Project Status: Unfunded

Description:

The interior ceiling at Funplex pool area needs to be cleaned, primed and painted. This building was built in 2007.

Discussion of Progress:

Justification:

Because of the high humidity associated with the swimming pool, the metal roof supports are starting to rust. The metal beams will need to be cleaned and repainted with high moisture environment paint. The original product was not rated for high humidity areas.

Revenue Detail:

GL Account	Description					
Revenue						
6106	OT From Sales And Use Tax	0	0	0	0	121,000
	Total Revenue	0	0	0	0	121,000
Expense						
8202	Construction	0	0	0	0	109,000
8214	Legal Publications	0	0	0	0	200
8232	Project Management	0	0	0	0	11,800
	Total Expense	0	0	0	0	121,000
	Net Total	0	0	0	0	0

Impact on Operating Budget:

Project Summary

Project Number:	14064	Budget Year:	
Project Title:	Rodarte window and exterior door replacement	Council Priority:	Infrastructure & Growth- Public Facilities & Equip
Division:	Facilities Management	Budget Status:	Data Entry
Project Type:	Public Buildings Repair/Replacement	Regions:	1- 16 St North/35 Ave East
Year Identified:	2014	Location:	Rodarte Center @ 920 A Street
Fund:	304 - Food Tax	Project Manager:	Dale Blehm
Budget Unit #:		Project Status	Unfunded

Description:

Repair windows and replacement of exterior door to improve the envelop of the facility for energy savings.

Discussion of Progress:

Justification:

Replacement exterior entrance doors in need of replacement and repair and repaint exterior windows. This estimate is to cover the cost of repair and painting of the exterior surfaces. Also the replacement of the caulking around windows and doors in this building.

Revenue Detail:

GL Account	Description					
Revenue						
6106	OT From Sales And Use Tax	0	0	0	0	70,000
	Total Revenue	0	0	0	0	70,000
Expense						
8202	Construction	0	0	0	0	63,100
8214	Legal Publications	0	0	0	0	200
8232	Project Management	0	0	0	0	6,700
	Total Expense	0	0	0	0	70,000
	Net Total	0	0	0	0	0

Impact on Operating Budget:

Project Summary

Project Number:	14065	Budget Year:	
Project Title:	ADA - Ice Haus restroom upgrades	Council Priority:	Image-Quality of Life
Division:	Facilities Management	Budget Status:	Data Entry
Project Type:	Infrastructure Maintenance	Regions:	1- 16 St North/35 Ave East
Year Identified:	2014	Location:	Ice Haus @ 900 8th Avenue
Fund:	304 - Food Tax	Project Manager:	Ziggy Moertl
Budget Unit #:		Project Status	Unfunded

Description:

Relocate items as need in restrooms to provide accessible benches, stalls, showers and door hardware in all locker rooms. Provide accessible day use lockers in lobby. Re-slope the entire ramp run to the accessible seating areas. Provide signage indicating the location of the family restrooms, accessible seating and accessible locker rooms.

Discussion of Progress:

Justification:

The purpose of the project is to become complaint with the Federal Regulations under the ADA. The facility has fair accessibility, but there are issues in the public restrooms, locker rooms and the day use lockers in the lobby and skating area along with no access to the player seating area. The overall program accessibility is good with the exception of those items listed above. There is an accessible route to the ice along with two accessible locker rooms.

Revenue Detail:

GL Account	Description					
Revenue						
6106	OT From Sales And Use Tax	0	0	0	0	95,000
	Total Revenue	0	0	0	0	95,000
Expense						
8202	Construction	0	0	0	0	85,600
8214	Legal Publications	0	0	0	0	200
8232	Project Management	0	0	0	0	9,200
	Total Expense	0	0	0	0	95,000
	Net Total	0	0	0	0	0

Impact on Operating Budget:

Project Summary

Project Number:	14066	Budget Year:	
Project Title:	Ice Haus lighting repairs and LED replacement	Council Priority:	Infrastructure & Growth- Public Facilities & Equip
Division:	Facilities Management	Budget Status:	Data Entry
Project Type:	Public Buildings Repair/Replacement	Regions:	1- 16 St North/35 Ave East
Year Identified:	2014	Location:	Ice Haus @ 900 8th Avenue
Fund:	304 - Food Tax	Project Manager:	Dale Blehm
Budget Unit #:		Project Status	Unfunded

Description:

Replace existing fixtures with New LEDs. This cost is to repair electrical problems inside and outside of this building. This cost includes the replacement on all exterior wall mounted fixture to LED wall-packs for energy-saving. Lighting above ice rink itself has needed up-graded due to the cost of maintenance.

Discussion of Progress:

Justification:

Removing existing lighting fixtures and replace with energy saving LED fixtures would reduced energy usage and reduce maintenance costs.

Revenue Detail:

GL Account	Description					
Revenue						
6106	OT From Sales And Use Tax	0	0	0	0	61,000
	Total Revenue	0	0	0	0	61,000
Expense						
8202	Construction	0	0	0	0	55,000
8214	Legal Publications	0	0	0	0	200
8232	Project Management	0	0	0	0	5,800
	Total Expense	0	0	0	0	61,000
	Net Total	0	0	0	0	0

Impact on Operating Budget:

Project Summary

Project Number:	907	Budget Year:	
Project Title:	Boomerang Furnace & Make-up Air Replacement	Council Priority:	Infrastructure & Growth- Public Facilities & Equip
Division:	Facilities Management	Budget Status:	Data Entry
Project Type:	Public Buildings Repair/Replacement	Regions:	4 - 10 St North/23 Ave West
Year Identified:	2012	Location:	Various Locations
Fund:	304 - Food Tax	Project Manager:	Troy Dart
Budget Unit #:		Project Status	Unfunded

Description:

Replacement of the furnace and make-up air unit for the kitchen hood at Boomerang Clubhouse.

Discussion of Progress:

Justification:

During the kitchen remodel in 2010, the furnace and make-up unit was needing replacement. At that time, funding wasn't available to complete that part of the project. Now two years later, the service life of that equipment is past. To meet current building codes, the replacement of the make-up air unit will now have to be enclosed to so it is not visible from the street.

Revenue Detail:

GL Account	Description					
Revenue						
6106	OT From Sales And Use Tax	0	0	0	0	65,000
	Total Revenue	0	0	0	0	65,000
Expense						
8202	Construction	0	0	0	0	59,000
8203	Construction - City Depts	0	0	0	0	2,000
8206	Design Fees	0	0	0	0	3,000
8232	Project Management	0	0	0	0	1,000
	Total Expense	0	0	0	0	65,000
	Net Total	0	0	0	0	0

Impact on Operating Budget:

Project Summary

Project Number:	14067	Budget Year:	
Project Title:	Rodarte wall repair and interior door replacement	Council Priority:	Infrastructure & Growth- Public Facilities & Equip
Division:	Facilities Management	Budget Status:	Data Entry
Project Type:	Public Buildings Repair/Replacement	Regions:	1- 16 St North/35 Ave East
Year Identified:	2014	Location:	Rodarte Center @ 920 A Street
Fund:	304 - Food Tax	Project Manager:	Dale Blehm
Budget Unit #:		Project Status	Unfunded

Description:

Repair and replace damaged interior doors and repair interior walls within the facility. Some walls also need to be repaired and painted throughout this building

Discussion of Progress:

Justification:

Replace interior doors that are in need of repair/ replacement. Needed repair on interior walls and paint, found during building audits

Revenue Detail:

GL Account	Description					
Revenue						
6106	OT From Sales And Use Tax	0	0	0	0	48,700
	Total Revenue	0	0	0	0	48,700
Expense						
8202	Construction	0	0	0	0	43,930
8214	Legal Publications	0	0	0	0	200
8232	Project Management	0	0	0	0	4,570
	Total Expense	0	0	0	0	48,700
	Net Total	0	0	0	0	0

Impact on Operating Budget:

Project Summary

Project Number: 14068
Project Title: Highland Hills electrical repairs
Division: Facilities Management
Project Type: Public Buildings Repair/Replacement
Year Identified: 2014
Fund: 304 - Food Tax
Budget Unit #:

Budget Year:
Council Priority: Infrastructure & Growth- Public Facilities & Equip
Budget Status: Data Entry
Regions: 3- 10 St South/23 Ave West
Location: Highland Hills Golf Course @ 2200 Clubhouse Drive
Project Manager: Dale Blehm
Project Status: Unfunded

Description:

Repair electrical needs at the clubhouse. The building is in need of some energy-saving up-grades.

Discussion of Progress:

Justification:

Due to the age of the electrical equipment and minor maintenance repair over the years. There are repair needed to insure a proper and safe operation in future years.

Revenue Detail:

GL Account	Description					
Revenue						
6106	OT From Sales And Use Tax	0	0	0	0	55,000
	Total Revenue	0	0	0	0	55,000
Expense						
8202	Construction	0	0	0	0	49,600
8214	Legal Publications	0	0	0	0	200
8232	Project Management	0	0	0	0	5,200
	Total Expense	0	0	0	0	55,000
	Net Total	0	0	0	0	0

Impact on Operating Budget:

Project Summary

Project Number: 14069
Project Title: Highland Hills floor replacement
Division: Facilities Management
Project Type: Public Buildings Repair/Replacement
Year Identified: 2014
Fund: 304 - Food Tax
Budget Unit #:

Budget Year:
Council Priority: Infrastructure & Growth- Public Facilities & Equip
Budget Status: Data Entry
Regions: 3- 10 St South/23 Ave West
Location: Highland Hills Golf Course @ 2200 Clubhouse Drive
Project Manager: Dale Blehm
Project Status: Unfunded

Description:

Repair damaged floor within the facility

Discussion of Progress:

Justification:

This would replace damaged flooring in the kitchen area, pro shop and various within the facility.

Revenue Detail:

GL Account	Description					
Revenue						
6106	OT From Sales And Use Tax	0	0	0	0	40,000
	Total Revenue	0	0	0	0	40,000
Expense						
8202	Construction	0	0	0	0	36,100
8214	Legal Publications	0	0	0	0	200
8232	Project Management	0	0	0	0	3,700
	Total Expense	0	0	0	0	40,000
	Net Total	0	0	0	0	0

Impact on Operating Budget:

Project Summary

Project Number: 14070
Project Title: Highland Hills roof replacement
Division: Facilities Management
Project Type: Public Buildings Repair/Replacement
Year Identified: 2014
Fund: 304 - Food Tax
Budget Unit #:

Budget Year:
Council Priority: Infrastructure & Growth- Public Facilities & Equip
Budget Status: Data Entry
Regions: 3- 10 St South/23 Ave West
Location: Highland Hills Golf Course @ 2200 Clubhouse Drive
Project Manager: Terry Griebe
Project Status: Unfunded

Description:

The 4,000 square foot roof at Highland Hills Golf Course Clubhouse is in need of replacement. This roof was last replaced in 2001 and has reached its life expectancy.

Discussion of Progress:

Justification:

This roof is currently leaking and has exceeded the 12 life expectancy of a rubber roof.

Revenue Detail:

GL Account	Description					
Revenue						
6106	OT From Sales And Use Tax	0	0	0	0	18,000
	Total Revenue	0	0	0	0	18,000
Expense						
8202	Construction	0	0	0	0	16,300
8214	Legal Publications	0	0	0	0	200
8232	Project Management	0	0	0	0	1,500
	Total Expense	0	0	0	0	18,000
	Net Total	0	0	0	0	0

Impact on Operating Budget:

Project Summary

Project Number:	14071	Budget Year:	
Project Title:	Roof Repair - Repair Boomerang bathroom and pump houses	Council Priority:	Infrastructure & Growth- Public Facilities & Equip
Division:	Facilities Management	Budget Status:	Data Entry
Project Type:	Public Buildings Repair/Replacement	Regions:	4 - 10 St North/23 Ave West
Year Identified:	2014	Location:	Boomerang Golf Course @ 7309 W 4th Street
Fund:	304 - Food Tax	Project Manager:	Terry Griebe
Budget Unit #:		Project Status	Unfunded

Description:

The 1,200 square foot roof at Boomerang bathroom and pump house is in need of replacement. Because the roof will need to be entirely rebuilt, the fascia and soffit will need to be primed and painted. These are the original buildings and roofs that were constructed in 1990.

Discussion of Progress:

Justification:

These roofs have rotted away right through the substrate. The plywood, tar paper and shingles need replaced.

Revenue Detail:

GL Account	Description					
Revenue						
6106	OT From Sales And Use Tax	0	0	0	0	15,000
	Total Revenue	0	0	0	0	15,000
Expense						
8202	Construction	0	0	0	0	13,600
8214	Legal Publications	0	0	0	0	200
8232	Project Management	0	0	0	0	1,200
	Total Expense	0	0	0	0	15,000
	Net Total	0	0	0	0	0

Impact on Operating Budget:

Project Summary

Project Number:	14072	Budget Year:	
Project Title:	Roof Repair - FS4 Replace fascia and prime and paint	Council Priority:	Infrastructure & Growth- Public Facilities & Equip
Division:	Facilities Management	Budget Status:	Data Entry
Project Type:	Public Buildings Repair/Replacement	Regions:	2- 16 St South/23 Ave East
Year Identified:	2014	Location:	Fire Station #4 @ 2191 1st Avenue
Fund:	304 - Food Tax	Project Manager:	Terry Griebe
Budget Unit #:		Project Status	Unfunded

Description:

124 linear feet of fascia on Fire Station #4 needs to be primed and painted to ensure that the roof is water tight and the exterior of the building is maintained. The 961 square foot roof is in poor condition and needs to be replaced. In addition, the 1,736 square feet garage needs to be primed and painted because the stain has faded away. Fire Station #4 was built in 1972.

Discussion of Progress:

Justification:

The garage has some wind damage and shingle curl. These shingles need to be removed to the substrate and replaced with new tar paper and shingles. The wood fascia need to be scraped and sanded, prime and paint. A few sections of the fascia need to be replaced.

Revenue Detail:

GL Account	Description					
Revenue						
6106	OT From Sales And Use Tax	0	0	0	0	77,000
	Total Revenue	0	0	0	0	77,000
Expense						
8202	Construction	0	0	0	0	69,400
8214	Legal Publications	0	0	0	0	200
8232	Project Management	0	0	0	0	7,400
	Total Expense	0	0	0	0	77,000
	Net Total	0	0	0	0	0

Impact on Operating Budget:

Project Summary

Project Number: 14074
Project Title: Funplex restroom floor replacement
Division: Facilities Management
Project Type: Public Buildings Repair/Replacement
Year Identified: 2014
Fund: 304 - Food Tax
Budget Unit #:

Budget Year:
Council Priority: Infrastructure & Growth- Public Facilities & Equip
Budget Status: Data Entry
Regions: 3- 10 St South/23 Ave West
Location: Funplex @ 1501 65th Avenue
Project Manager: Dale Blehm
Project Status: Unfunded

Description:

Repair and replace flooring in all restrooms and locker rooms.

Discussion of Progress:

Justification:

This cost includes the replacement of all epoxy flooring in the restroom and locker rooms. The epoxy coating has cracked and water seeping under the coating allowing the coating to lift.

Revenue Detail:

GL Account	Description					
Revenue						
6106	OT From Sales And Use Tax	0	0	0	0	70,000
	Total Revenue	0	0	0	0	70,000
Expense						
8202	Construction	0	0	0	0	63,100
8214	Legal Publications	0	0	0	0	200
8232	Project Management	0	0	0	0	6,700
	Total Expense	0	0	0	0	70,000
	Net Total	0	0	0	0	0

Impact on Operating Budget:

Project Summary

Project Number: 14075
Project Title: Electrical Upgrade at Lincoln Park Annex
Division: Facilities Management
Project Type: Public Buildings Repair/Replacement
Year Identified: 2014
Fund: 304 - Food Tax
Budget Unit #:

Budget Year:
Council Priority: Infrastructure & Growth- Public Facilities & Equip
Budget Status: Data Entry
Regions: 1- 16 St North/35 Ave East
Location: Lincoln Park Annex @ 919 7th Street
Project Manager: Dale Blehm
Project Status: Unfunded

Description:

Remove and repair electrical wiring in the Lincoln Park Annex. This estimate will cover the cost to upgrade the current electrical system needed to meet code. It also includes the installation of a fire alarm system in this building.

Discussion of Progress:

Justification:

There were many areas within the facility during the remodel where abandon wiring was left above ceiling areas.

Revenue Detail:

GL Account	Description					
Revenue						
6106	OT From Sales And Use Tax	0	0	0	0	240,000
	Total Revenue	0	0	0	0	240,000
Expense						
8202	Construction	0	0	0	0	216,100
8214	Legal Publications	0	0	0	0	200
8232	Project Management	0	0	0	0	23,700
	Total Expense	0	0	0	0	240,000
	Net Total	0	0	0	0	0

Impact on Operating Budget:

Project Summary

Project Number: 14076
Project Title: Rodarte floor replacement
Division: Facilities Management
Project Type: Public Buildings Repair/Replacement
Year Identified: 2014
Fund: 304 - Food Tax
Budget Unit #:

Budget Year:
Council Priority: Infrastructure & Growth- Public Facilities & Equip
Budget Status: Data Entry
Regions: 1- 16 St North/35 Ave East
Location: Rodarte Center @ 920 A Street
Project Manager: Dale Blehm
Project Status: Unfunded

Description:

Replace VCT flooring in original main hallway, lobby, community room, and restrooms.

Discussion of Progress:

Justification:

Original VCT is aging and aesthetically showing wear and tear. Large gaps between tiles are showing.

Revenue Detail:

GL Account	Description					
Revenue						
6106	OT From Sales And Use Tax	0	0	0	0	29,000
	Total Revenue	0	0	0	0	29,000
Expense						
8202	Construction	0	0	0	0	26,200
8214	Legal Publications	0	0	0	0	200
8232	Project Management	0	0	0	0	2,600
	Total Expense	0	0	0	0	29,000
	Net Total	0	0	0	0	0

Impact on Operating Budget:

Project Summary

Project Number:	14077	Budget Year:	
Project Title:	Boomerang window replacement and door caulking	Council Priority:	Infrastructure & Growth- Public Facilities & Equip
Division:	Facilities Management	Budget Status:	Data Entry
Project Type:	Public Buildings Repair/Replacement	Regions:	4 - 10 St North/23 Ave West
Year Identified:	2014	Location:	Boomerang Golf Course @ 7309 W 4th Street
Fund:	304 - Food Tax	Project Manager:	Dale Blehm
Budget Unit #:		Project Status	Unfunded

Description:

Replace exterior door and replace/ recaulk windows as needed around windows and doors in these buildings. This estimate will to cover the cost of repair and painting of the exterior surfaces and will also repair or replace siding on the different buildings.

Discussion of Progress:

Justification:

The doors and windows are original to the building which was constructed in 1990. This building was identified during the 2012 building audit as a building envelope savings need due to lack of door weather striping and window caulking.

Revenue Detail:

GL Account	Description					
Revenue						
6106	OT From Sales And Use Tax	0	0	0	0	112,000
	Total Revenue	0	0	0	0	112,000
Expense						
8202	Construction	0	0	0	0	100,900
8214	Legal Publications	0	0	0	0	200
8232	Project Management	0	0	0	0	10,900
	Total Expense	0	0	0	0	112,000
	Net Total	0	0	0	0	0

Impact on Operating Budget:

Project Summary

Project Number:	14078	Budget Year:	
Project Title:	ADA - Island Grove Signage at Entrances for ADA doors	Council Priority:	Image-Quality of Life
Division:	Facilities Management	Budget Status:	Data Entry
Project Type:	Infrastructure Maintenance	Regions:	1- 16 St North/35 Ave East
Year Identified:	2014	Location:	Island Grove Event Center 425 N 25th Ave
Fund:	304 - Food Tax	Project Manager:	Ziggy Moertl
Budget Unit #:		Project Status	Unfunded

Description:

Provide signage along the route to and at all inaccessible doors for the various buildings within the park. The signs will provide directions to the accessible entrance.

Discussion of Progress:

Justification:

The purpose of the project is to become complaint with the Federal Regulations under the ADA. Currently all of the buildings have doors that are not accessible and do not have any signage indicating the location of the accessible entrance.

Revenue Detail:

GL Account	Description					
Revenue						
6106	OT From Sales And Use Tax	0	0	0	0	2,500
	Total Revenue	0	0	0	0	2,500
Expense						
8202	Construction	0	0	0	0	2,350
8214	Legal Publications	0	0	0	0	200
8232	Project Management	0	0	0	0	(50)
	Total Expense	0	0	0	0	2,500
	Net Total	0	0	0	0	0

Impact on Operating Budget:

Project Summary

Project Number: 14079
Project Title: Funplex exterior walls on the facility
Division: Facilities Management
Project Type: Public Buildings Repair/Replacement
Year Identified: 2014
Fund: 304 - Food Tax
Budget Unit #:

Budget Year:
Council Priority: Infrastructure & Growth- Public Facilities & Equip
Budget Status: Data Entry
Regions: 3- 10 St South/23 Ave West
Location: Funplex @ 1501 65th Avenue
Project Manager: Dale Blehm
Project Status: Unfunded

Description:

Repair the exterior walls on the building

Discussion of Progress:

Justification:

Due to the bird and weather related damage exterior walls need repair and repainted.

Revenue Detail:

GL Account	Description					
Revenue						
6106	OT From Sales And Use Tax	0	0	0	0	125,000
	Total Revenue	0	0	0	0	125,000
Expense						
8202	Construction	0	0	0	0	112,600
8214	Legal Publications	0	0	0	0	200
8232	Project Management	0	0	0	0	12,200
	Total Expense	0	0	0	0	125,000
	Net Total	0	0	0	0	0

Impact on Operating Budget:

Project Summary

Project Number:	14103	Budget Year:	
Project Title:	Electrical Upgrades - EM/ Exit Lighting at Police Headquarters and Funplex	Council Priority:	Infrastructure & Growth- Public Facilities & Equip
Division:	Facilities Management	Budget Status:	Data Entry
Project Type:	Parks Maintenance/Improvement	Regions:	0 - Multiple Wards
Year Identified:	2014	Location:	Police Headquarters @ 2875 10th Street
Fund:	304 - Food Tax	Project Manager:	Dale Blehm
Budget Unit #:		Project Status	Unfunded

Description:

This project would replace all EM / Exits throughout these 2 facilities. These Em/Exits are the original fixtures from the original construction in 2007. Em/Exit operate 24 hour a day and that reason they life expectancy is only 5 years.

Discussion of Progress:

Justification:

The EM/EXIT lighting are in areas where there is no Emergency power from the Generator at Police Headquarters and the Funplex has no Emergency Generator service the facility. All Em/Exit Lighting are required to maintain emergency lighting for 90 minute emergency egress lighting during a power outage.

Revenue Detail:

GL Account	Description					
Revenue						
6106	OT From Sales And Use Tax	0	0	0	0	75,000
	Total Revenue	0	0	0	0	75,000
Expense						
8202	Construction	0	0	0	0	75,000
	Total Expense	0	0	0	0	75,000
	Net Total	0	0	0	0	0

Impact on Operating Budget:

Project Summary

Project Number: 14080
Project Title: HVAC at Ice Haus
Division: Facilities Management
Project Type: Public Buildings Repair/Replacement
Year Identified: 2014
Fund: 304 - Food Tax
Budget Unit #:

Budget Year:
Council Priority: Infrastructure & Growth- Public Facilities & Equip
Budget Status: Data Entry
Regions: 1- 16 St North/35 Ave East
Location: Ice Haus @ 900 8th Avenue
Project Manager: Troy Dart
Project Status: Unfunded

Description:

Replace the roof top unit for the rink floor.

Discussion of Progress:

Justification:

Due to the this type of Ice equipment, a short service life requires replacement within 10 to 15 years. This piece of equipment never shuts off because it has to keep the humidity down and the area cool. The HVAC equipment was installed to 2006. Based on the run time of this type of equipment the service life has been reduced.

Revenue Detail:

GL Account	Description					
Revenue						
6106	OT From Sales And Use Tax	0	0	0	0	210,000
	Total Revenue	0	0	0	0	210,000
Expense						
8202	Construction	0	0	0	0	189,100
8214	Legal Publications	0	0	0	0	200
8232	Project Management	0	0	0	0	20,700
	Total Expense	0	0	0	0	210,000
	Net Total	0	0	0	0	0

Impact on Operating Budget:

Project Summary

Project Number:	14081	Budget Year:	
Project Title:	HVAC - Replace Gun Range Furnace (original Bldg)	Council Priority:	Infrastructure & Growth- Public Facilities & Equip
Division:	Facilities Management	Budget Status:	Data Entry
Project Type:	Public Buildings Repair/Replacement	Regions:	5- Outside City
Year Identified:	2014	Location:	South of the Airport
Fund:	304 - Food Tax	Project Manager:	Troy Dart
Budget Unit #:		Project Status	Unfunded

Description:

Replace existing furnace in the old part of the Police range.

Discussion of Progress:

Justification:

The existing have exceeded it service life and needs to be replaced due to repair parts availability. This was originally installed in 1980.

Revenue Detail:

GL Account	Description					
Revenue						
6106	OT From Sales And Use Tax	0	0	0	0	8,500
	Total Revenue	0	0	0	0	8,500
Expense						
8202	Construction	0	0	0	0	7,750
8214	Legal Publications	0	0	0	0	200
8232	Project Management	0	0	0	0	550
	Total Expense	0	0	0	0	8,500
	Net Total	0	0	0	0	0

Impact on Operating Budget:

Project Summary

Project Number:	14082	Budget Year:	
Project Title:	Replace 4 HVAC units at Lincoln Park Annex	Council Priority:	Infrastructure & Growth- Public Facilities & Equip
Division:	Facilities Management	Budget Status:	Data Entry
Project Type:	Public Buildings Repair/Replacement	Regions:	1- 16 St North/35 Ave East
Year Identified:	2014	Location:	Lincoln Park Annex @ 919 7th Street
Fund:	304 - Food Tax	Project Manager:	Troy Dart
Budget Unit #:		Project Status	Unfunded

Description:

Replace 4 HVAC Roof Top Units. Some HVAC systems within the building have reached the service life and need to be replaced. There have been many failures in the past year of components. Due to the age of equipment, the systems are due to be replaced.

Discussion of Progress:

Justification:

Replace 4 HVAC Roof top Unit that have reached their service life of 20 years. These units were last replace in 1993. Motors, controls, and compressors are in constant need of replacement.

Revenue Detail:

GL Account	Description					
Revenue						
6106	OT From Sales And Use Tax	0	0	0	0	819,000
	Total Revenue	0	0	0	0	819,000
Expense						
8202	Construction	0	0	0	0	777,200
8214	Legal Publications	0	0	0	0	200
8232	Project Management	0	0	0	0	41,600
	Total Expense	0	0	0	0	819,000
	Net Total	0	0	0	0	0

Impact on Operating Budget:

Project Summary

Project Number:	14096	Budget Year:	
Project Title:	Elevator Upgrade - Replacement Elevator Controller at FunPlex	Council Priority:	Infrastructure & Growth- Public Facilities & Equip
Division:	Facilities Management	Budget Status:	Data Entry
Project Type:	Public Buildings Repair/Replacement	Regions:	3- 10 St South/23 Ave West
Year Identified:	2014	Location:	Funplex @ 1501 65th Avenue
Fund:	304 - Food Tax	Project Manager:	Dale Blehm
Budget Unit #:		Project Status	Unfunded

Description:

Replace the elevator controller at the Funplex. This elevator controller has gone down several times over the last couple years making it difficult for users to access the second floor at the Funplex by the stairs only.

Discussion of Progress:

Justification:

Our service agreement provider has been able to maintain the first couple levels of repairs. Because the existing controllers are proprietary, we are having to go through the manufacturer for the third level troubleshooting software for the repairs, that only they can do at approximately cost of \$700/hour. When the controllers need repairs, the elevator can be down a couple days. This new controller will allow us to utilize a non-proprietary contractor at a lower rate and reduced downtime.

Revenue Detail:

GL Account	Description					
Revenue						
6106	OT From Sales And Use Tax	0	0	0	0	50,000
	Total Revenue	0	0	0	0	50,000
Expense						
8202	Construction	0	0	0	0	50,000
	Total Expense	0	0	0	0	50,000
	Net Total	0	0	0	0	0

Impact on Operating Budget:

Project Summary

Project Number:	14099	Budget Year:	
Project Title:	HVAC - Rec Center and UCCC Pump Replacement	Council Priority:	Infrastructure & Growth- Public Facilities & Equip
Division:	Facilities Management	Budget Status:	Data Entry
Project Type:	Public Buildings Repair/Replacement	Regions:	1- 16 St North/35 Ave East
Year Identified:	2014	Location:	Recreation Center @ 651 10th Avenue
Fund:	304 - Food Tax	Project Manager:	Troy Dart
Budget Unit #:		Project Status	Unfunded

Description:

This project will update all existing HVAC pumps that provide heating and cooling to the Recreation Center and UCCC. There are 6 heating pumps, 7 cooling pump and 3 coil pumps to be replaced in the Recreation Center, These pumps cost on a average of \$ 4,500 to \$5,500 per pumps.

Discussion of Progress:

Justification:

Equipment in buildings are becoming outdated and the repair costs to maintain are more than the cost to replace the unit. This must be done to help with energy savings costs and to reduce breakdown time and loss of revenues during breakdowns. All equipment has exceeded its life expectancy.

Revenue Detail:

GL Account	Description					
Revenue						
6106	OT From Sales And Use Tax	0	0	0	0	75,000
	Total Revenue	0	0	0	0	75,000
Expense						
8202	Construction	0	0	0	0	75,000
	Total Expense	0	0	0	0	75,000
	Net Total	0	0	0	0	0

Impact on Operating Budget:

Project Summary

Project Number:	14084	Budget Year:	
Project Title:	ADA - Relocate UCCC Door operator at Main Door	Council Priority:	Image-Quality of Life
Division:	Facilities Management	Budget Status:	Data Entry
Project Type:	Infrastructure Maintenance	Regions:	1- 16 St North/35 Ave East
Year Identified:	2014	Location:	Union Colony Civic Center 701 10th Avenue
Fund:	304 - Food Tax	Project Manager:	Ziggy Moertl
Budget Unit #:		Project Status	Unfunded

Description:

Provide door operators and controls in an accessible location for all entrances to UCCC and the Rec center.

Discussion of Progress:

Justification:

The purpose of the project is to become complaint with the Federal Regulations under the ADA. Currently door controls are located on the face of the door. Individuals in mobility devices often times have difficulty using the controls and then getting out of the way before the door starts to open. Push button for exterior automatic door are mounted on column that is 12 foot from the doors. Push buttons for interior automatic doors are located on the doors. Door swing blocks clear space needed to operate controls.

Revenue Detail:

GL Account	Description					
Revenue						
6106	OT From Sales And Use Tax	0	0	0	0	9,600
	Total Revenue	0	0	0	0	9,600
Expense						
8202	Construction	0	0	0	0	8,740
8214	Legal Publications	0	0	0	0	200
8232	Project Management	0	0	0	0	660
	Total Expense	0	0	0	0	9,600
	Net Total	0	0	0	0	0

Impact on Operating Budget:

Project Summary

Project Number:	14085	Budget Year:	
Project Title:	Replacement of 7 Overhead Door Controllers at Service Center	Council Priority:	Infrastructure & Growth- Public Facilities & Equip
Division:	Facilities Management	Budget Status:	Data Entry
Project Type:	Public Buildings Repair/Replacement	Regions:	1- 16 St North/35 Ave East
Year Identified:	2014	Location:	Service Center @ 1300 A Street
Fund:	304 - Food Tax	Project Manager:	Terry Griebe
Budget Unit #:		Project Status	Unfunded

Description:

Replace aged components to insure the proper operation of seven emergency overhead doors located at the Service Center. Repairs include replacing aged components such as spring, bearing, rollers, weather stripping, upgrade photo eyes and replace operators on doors.

Discussion of Progress:

Justification:

These components are only rated for a specific number of cycles per hour and have exceeded that in many buildings. The springs are rated for 50,000 cycles. The life cycle is 10 years, and the industry standard is that after 10 years the controller should be replaced.

Revenue Detail:

GL Account	Description					
Revenue						
6106	OT From Sales And Use Tax	0	0	0	0	15,400
	Total Revenue	0	0	0	0	15,400
Expense						
8202	Construction	0	0	0	0	13,960
8214	Legal Publications	0	0	0	0	200
8232	Project Management	0	0	0	0	1,240
	Total Expense	0	0	0	0	15,400
	Net Total	0	0	0	0	0

Impact on Operating Budget:

Project Summary

Project Number: 14086
Project Title: Lincoln Park Annex Plumbing
Division: Facilities Management
Project Type: Public Buildings Repair/Replacement
Year Identified: 2014
Fund: 304 - Food Tax
Budget Unit #:

Budget Year:
Council Priority: Infrastructure & Growth- Public Facilities & Equip
Budget Status: Data Entry
Regions: 1- 16 St North/35 Ave East
Location: Lincoln Park Annex @ 919 7th Street
Project Manager: Dale Blehm
Project Status: Unfunded

Description:

Replace Domestic hot water return line in part of Lincoln Park Annex that weren't replace during the past remodels.

Discussion of Progress:

Justification:

Plumbing problems are a constant repair item for this building. Plumbing lines are from the late 1960s. There are many areas in need of repair. Water supply lines should be replaced throughout the whole building and many fixtures need replaced also.

Revenue Detail:

GL Account	Description					
Revenue						
6106	OT From Sales And Use Tax	0	0	0	0	43,000
	Total Revenue	0	0	0	0	43,000
Expense						
8202	Construction	0	0	0	0	38,800
8214	Legal Publications	0	0	0	0	200
8232	Project Management	0	0	0	0	4,000
	Total Expense	0	0	0	0	43,000
	Net Total	0	0	0	0	0

Impact on Operating Budget:

Project Summary

Project Number:	14087	Budget Year:	
Project Title:	Roof Replacement - UCCC Level E, Level D, and Ticket Office	Council Priority:	Infrastructure & Growth- Public Facilities & Equip
Division:	Facilities Management	Budget Status:	Data Entry
Project Type:	Public Buildings Repair/Replacement	Regions:	1- 16 St North/35 Ave East
Year Identified:	2014	Location:	UCCC, 701 10th Ave
Fund:	304 - Food Tax	Project Manager:	Terry Griebe
Budget Unit #:		Project Status	Unfunded

Description:

3,000 square feet for Level E and level D at UCCC are in need of replacement. Level E is a rubber roof and was last replaced in 1996. Level D is a concrete maintenance deck and needs to be resealed. Water from level C which is 4,000 square feet drains onto level D which is only 2,000 square feet. This has created large pools of water on Level D. Snow levels in the winter reach 6 feet deep. Both roofs have reached their life expectancy. The rubber roof over the ticket office was last replaced in 1996 and needs to be replaced as it has also reached the end of its life cycle

Discussion of Progress:

Justification:

Leaks along the parapet wall, around the roof top units (RTUs) and around the expansion joints against the building are leaking. These roofs have exceeded their life expectancy. This cost estimate reflects repairs needed to the roof and the replacement of the east side of the main roof.

Revenue Detail:

GL Account	Description					
Revenue						
6106	OT From Sales And Use Tax	0	0	0	0	52,000
	Total Revenue	0	0	0	0	52,000
Expense						
8202	Construction	0	0	0	0	46,900
8214	Legal Publications	0	0	0	0	200
8232	Project Management	0	0	0	0	4,900
	Total Expense	0	0	0	0	52,000
	Net Total	0	0	0	0	0

Impact on Operating Budget:

Project Summary

Project Number:	14088	Budget Year:	
Project Title:	Installation of Energy saving devices in Rec Center	Council Priority:	Infrastructure & Growth- Public Facilities & Equip
Division:	Facilities Management	Budget Status:	Data Entry
Project Type:	Public Buildings Repair/Replacement	Regions:	1- 16 St North/35 Ave East
Year Identified:	2014	Location:	Recreation Center @ 651 10th Avenue
Fund:	304 - Food Tax	Project Manager:	Dale Blehm
Budget Unit #:		Project Status	Unfunded

Description:

Replace existing lighting switches with energy-saving devices

Discussion of Progress:

Justification:

To reduce the electrical costs in areas where lighting is being left on. These energy saving devices would reduce energy costs by turn lights off automatic when not in use.

Revenue Detail:

GL Account	Description					
Revenue						
6106	OT From Sales And Use Tax	0	0	0	0	15,000
	Total Revenue	0	0	0	0	15,000
Expense						
8202	Construction	0	0	0	0	13,600
8214	Legal Publications	0	0	0	0	200
8232	Project Management	0	0	0	0	1,200
	Total Expense	0	0	0	0	15,000
	Net Total	0	0	0	0	0

Impact on Operating Budget:

Project Summary

Project Number:	14089	Budget Year:	
Project Title:	Roof Repair - City Hall Maintenance Repairs	Council Priority:	Infrastructure & Growth- Public Facilities & Equip
Division:	Facilities Management	Budget Status:	Data Entry
Project Type:	Public Buildings Repair/Replacement	Regions:	1- 16 St North/35 Ave East
Year Identified:	2014	Location:	City Hall @ 1000 10th Street
Fund:	304 - Food Tax	Project Manager:	Terry Griebe
Budget Unit #:		Project Status	Unfunded

Description:

Because of roof leaks and the age of City Hall, small ceiling replacement and repairs are needed. This will repair various areas to make it water tight. This is a built up roof and the parapet wall is leaking. The roof was last replaced in 1985 and is 10,000 square feet.

Discussion of Progress:

Justification:

This roof needs to have the parapet wall repaired and several areas in the field of the roof redone as well as the drains cleaned.

Revenue Detail:

GL Account	Description					
Revenue						
6106	OT From Sales And Use Tax	0	0	0	0	10,000
	Total Revenue	0	0	0	0	10,000
Expense						
8202	Construction	0	0	0	0	9,100
8214	Legal Publications	0	0	0	0	200
8232	Project Management	0	0	0	0	700
	Total Expense	0	0	0	0	10,000
	Net Total	0	0	0	0	0

Impact on Operating Budget:

Project Summary

Project Number:	14097	Budget Year:	
Project Title:	Elevator Upgrade - Senior Center Elevator Controller and Cylinder Replacement	Council Priority:	Infrastructure & Growth- Public Facilities & Equip
Division:	Facilities Management	Budget Status:	Data Entry
Project Type:	Public Buildings Repair/Replacement	Regions:	1- 16 St North/35 Ave East
Year Identified:	2014	Location:	Senior Center 1010 6th Street
Fund:	304 - Food Tax	Project Manager:	Dale Blehm
Budget Unit #:		Project Status	Unfunded

Description:

Replace elevator controller and hydraulic cylinder replacement at the Senior Center. This elevator hydraulic system and elevator controller are original equipment to the facility as a freight elevator and is now used for ADA access into the basement area.

Discussion of Progress:

Justification:

Due to the age of this elevator hydraulic system and controller, this elevator equipment will need to be replaced in the future to met the new state requirement on passenger car elevators.

Revenue Detail:

GL Account	Description					
Revenue						
6106	OT From Sales And Use Tax	0	0	0	0	90,000
	Total Revenue	0	0	0	0	90,000
Expense						
8202	Construction	0	0	0	0	81,100
8214	Legal Publications	0	0	0	0	200
8232	Project Management	0	0	0	0	8,700
	Total Expense	0	0	0	0	90,000
	Net Total	0	0	0	0	0

Impact on Operating Budget:

Project Summary

Project Number:	14090	Budget Year:	
Project Title:	Roof Repair - Public Works Maintenance Repairs	Council Priority:	Infrastructure & Growth- Public Facilities & Equip
Division:	Facilities Management	Budget Status:	Data Entry
Project Type:	Public Buildings Repair/Replacement	Regions:	1- 16 St North/35 Ave East
Year Identified:	2014	Location:	Public Works Building @ 1001 9th Avenue
Fund:	304 - Food Tax	Project Manager:	Terry Griebe
Budget Unit #:		Project Status	Unfunded

Description:

The Public Works roof has reach the end of its life cycle and needs to be replaced. Holes in hard ceilings need patched and painted. Ceiling tiles that have water damage need replaced. Due to the poor condition of the roof, areas within the building required ongoing replacement of tiles. This roof is 5,000 square feet and has not been replaced since the City purchased it in 2002. It is believed that the roof was last replaced in the 70s.

Discussion of Progress:

Justification:

This cost estimate reflects a total replacement due to the age of the roof. There have been repairs done to the existing roof, but a complete roof replacement has not been done since the City purchased the building in 2002. Roof service life or warranties are 15 to 20 years. Leaks are found nearly every time it rains or snows. There are other items on the roof that need to be removed and replaced at the same time that have impacted the budget cost of this repair.

Revenue Detail:

GL Account	Description					
Revenue						
6106	OT From Sales And Use Tax	0	0	0	0	96,000
	Total Revenue	0	0	0	0	96,000
Expense						
8202	Construction	0	0	0	0	86,500
8214	Legal Publications	0	0	0	0	200
8232	Project Management	0	0	0	0	9,300
	Total Expense	0	0	0	0	96,000
	Net Total	0	0	0	0	0

Impact on Operating Budget:

Project Summary

Project Number:	14092	Budget Year:	
Project Title:	Ice Haus floor replacement (Rubber Flooring)	Council Priority:	Infrastructure & Growth- Public Facilities & Equip
Division:	Facilities Management	Budget Status:	Data Entry
Project Type:	Public Buildings Repair/Replacement	Regions:	1- 16 St North/35 Ave East
Year Identified:	2014	Location:	Ice Haus @ 900 8th Avenue
Fund:	304 - Food Tax	Project Manager:	Dale Blehm
Budget Unit #:		Project Status	Unfunded

Description:

Replace rubber flooring in lobby area of the Ice Haus. This cost is to repair and replace damage to carpet, VCT tile, linoleum, ceramic tile, cove base and rubber sports court flooring in this building.

Discussion of Progress:

Justification:

This rubber floor was installed new in 2005, Due the use of the facility, the floor is signs of extreme wear.

Revenue Detail:

GL Account	Description					
Revenue						
6106	OT From Sales And Use Tax	0	0	0	0	165,000
	Total Revenue	0	0	0	0	165,000
Expense						
8202	Construction	0	0	0	0	148,600
8214	Legal Publications	0	0	0	0	200
8232	Project Management	0	0	0	0	16,200
	Total Expense	0	0	0	0	165,000
	Net Total	0	0	0	0	0

Impact on Operating Budget:

Project Summary

Project Number:	14093	Budget Year:	
Project Title:	Replace carpet Recreation Center Cardio/Weight Room	Council Priority:	Infrastructure & Growth- Public Facilities & Equip
Division:	Facilities Management	Budget Status:	Data Entry
Project Type:	Public Buildings Repair/Replacement	Regions:	1- 16 St North/35 Ave East
Year Identified:	2014	Location:	Recreation Center @ 651 10th Avenue
Fund:	304 - Food Tax	Project Manager:	Dale Blehm
Budget Unit #:		Project Status	Unfunded

Description:

Replace all carpet flooring and upgrade to Tuflex flooring. Carpet is no longer viable in this room.

Discussion of Progress:

Justification:

The carpet in the cardio/weight room is stained, unsightly, and difficult to clean due to the placement of equipment. Replace/upgrade with rubberized Tuflex flooring which is appropriate for weight/fitness areas.

Revenue Detail:

GL Account	Description					
Revenue						
6106	OT From Sales And Use Tax	0	0	0	0	50,000
	Total Revenue	0	0	0	0	50,000
Expense						
8202	Construction	0	0	0	0	45,100
8214	Legal Publications	0	0	0	0	200
8232	Project Management	0	0	0	0	4,700
	Total Expense	0	0	0	0	50,000
	Net Total	0	0	0	0	0

Impact on Operating Budget:

Project Summary

Project Number:	38	Budget Year:	
Project Title:	ADA Access Ramps/Sidewalks	Council Priority:	Infrastructure & Growth- Public Facilities & Equip
Division:	Engineering	Budget Status:	Data Entry
Project Type:	Infrastructure Maintenance	Regions:	0 - Multiple Wards
Year Identified:	2012	Location:	Various Location within City.
Fund:	304 - Food Tax	Project Manager:	
Budget Unit #:	3040006006210913	Project Status	Unfunded

Description:

This project will construct handicap access ramps and adjoining sidewalks at various locations. High priority areas include many areas within the Redevelopment District. About 80% of the construction budget is targeted for these areas, while the rest is held "in reserve" to accommodate specific complaints as citizens make requests. Whatever money held in reserve remains as the end of the construction season approaches will be applied to the target areas.

Discussion of Progress:

Justification:

Many areas in the City have limited mobility opportunities for pedestrians in wheel chairs. Without ramps in existing curbs, persons have to travel within the roadway. Improvements are required by the Federal Americans Disabilities Act legislation. The Federal Justice Department has mandated that cities maintain a pro-active program of improving ADA accessibility along street right of ways. Yearly improvements are based on corridor analysis, requests from the disabled community, and locations related to other projects.

Revenue Detail:

GL Account	Description					
Revenue						
6106	OT From Sales And Use Tax	0	0	0	0	245,000
	Total Revenue	0	0	0	0	245,000
Expense						
8202	Construction	0	0	0	0	204,300
8214	Legal Publications	0	0	0	0	700
8232	Project Management	0	0	0	0	35,000
8240	Testing And Inspection	0	0	0	0	5,000
	Total Expense	0	0	0	0	245,000
	Net Total	0	0	0	0	0

Impact on Operating Budget:

Project Summary

Project Number:	14057	Budget Year:	
Project Title:	ADA - City Hall Bathrooms	Council Priority:	Image-Quality of Life
Division:	Facilities Management	Budget Status:	Data Entry
Project Type:	Infrastructure Maintenance	Regions:	1- 16 St North/35 Ave East
Year Identified:	2014	Location:	City Hall @ 1000 10th Street
Fund:	304 - Food Tax	Project Manager:	Ziggy Moertl
Budget Unit #:		Project Status	Unfunded

Description:

The lower level male and female restrooms will be reconfigured in order to provide the correct levels of accessibility. The second floor restrooms will be completely remodeled and turned into single user restrooms in order to provide the required levels of accessibility.

Discussion of Progress:

Justification:

The purpose of the project is to become complaint with Federal Regulations under the ADA. Both the lower and second floor restrooms do not meet the requirements of the ADA. There is also an issue with the accessible route to the restrooms. A new ADA compliant elevator will need to be constructed in order to have a completely accessible restroom. This does not indicate that we should not do the restroom upgrades as the regulations clearly state that we are required to make elements accessible to the maximum level possible.

The male restroom stall on the lower level is an incorrect size and devices are at incorrect location or height. Female restroom on the lower level have no access to stall, and the approach is too narrow. The Changing room opening is too small and has no approach. Restrooms on the second floor have a blocked route to entrance, doors are too small sinks are wrong, no accessible stalls and all devices and controls are incorrect.

Revenue Detail:

GL Account	Description					
Revenue						
6106	OT From Sales And Use Tax	0	0	0	0	93,000
	Total Revenue	0	0	0	0	93,000
Expense						
8202	Construction	0	0	0	0	83,800
8214	Legal Publications	0	0	0	0	200
8232	Project Management	0	0	0	0	9,000
	Total Expense	0	0	0	0	93,000
	Net Total	0	0	0	0	0

Impact on Operating Budget:

Project Summary

Project Number:	35	Budget Year:	
Project Title:	Roof Repair - City Hall Roof Replacement	Council Priority:	Infrastructure & Growth- Public Facilities & Equip
Division:	Facilities Management	Budget Status:	Data Entry
Project Type:	Infrastructure Maintenance	Regions:	1- 16 St North/35 Ave East
Year Identified:	2012	Location:	City Hall @ 1000 10th Street
Fund:	304 - Food Tax	Project Manager:	Terry Griebe
Budget Unit #:	3040006006200910	Project Status	Unfunded

Description:

This project is to replace the aging roof at City Hall, this roof is in poor condition and has only minor repairs over the past few years due to roof leaks.

Discussion of Progress:

Justification:

This cost estimate reflects a total replacement due to the age of the roof. There have been repairs done to the existing roof, but a complete roof replacement has not been done since the roof was last replaced in 1985. Roof service life or warranties are 15 to 20 years. Leaks are found nearly every time it rains or snows. This roof is 10,000 square feet.

Revenue Detail:

GL Account	Description					
Revenue						
6106	OT From Sales And Use Tax	0	0	0	0	116,000
	Total Revenue	0	0	0	0	116,000
Expense						
8202	Construction	0	0	0	0	115,800
8214	Legal Publications	0	0	0	0	200
	Total Expense	0	0	0	0	116,000
	Net Total	0	0	0	0	0

Impact on Operating Budget:

Project Summary

Project Number:	14098	Budget Year:	
Project Title:	HVAC Repair/Replacement-CH baseboard piping	Council Priority:	Infrastructure & Growth- Public Facilities & Equip
Division:	Facilities Management	Budget Status:	Data Entry
Project Type:	Public Buildings Repair/Replacement	Regions:	1- 16 St North/35 Ave East
Year Identified:	2014	Location:	City Hall @ 1000 10th Street
Fund:	304 - Food Tax	Project Manager:	Troy Dart
Budget Unit #:		Project Status	Unfunded

Description:

This project would replace all the exterior wall baseboard heating system. These baseboard heaters are the original system from the original construction. The piping supplying the system has been repaired many times over the past few years due to leaks because of weak pipe.

The piping is original to the building in 1969 and is becoming extremely thin and subject to breakage.

Discussion of Progress:

Justification:

Equipment in buildings are becoming outdated and the repair costs to maintain are more than the cost to replace the unit. This must be done to help with energy savings costs and to reduce breakdown time and loss of revenues during breakdowns. All equipment has exceeded its life expectancy.

Replacement is needed due to the age of this building. Facility Management has done many up-grades to the heating and cooling system over the years with the boiler and pumps being last upgraded in 1993. Service life of the boiler and pumps are 15 to 20 years. Based on the service life of this boiler system and the many repairs over the past few years the system is due to be replaced.

Revenue Detail:

GL Account	Description					
Revenue						
6106	OT From Sales And Use Tax	0	0	0	0	275,000
	Total Revenue	0	0	0	0	275,000
Expense						
8202	Construction	0	0	0	0	275,000
	Total Expense	0	0	0	0	275,000
	Net Total	0	0	0	0	0

Impact on Operating Budget:

Project Summary

Project Number:	37	Budget Year:	
Project Title:	ADA - City Hall Elevator	Council Priority:	Image-Quality of Life
Division:	Facilities Management	Budget Status:	Data Entry
Project Type:	Infrastructure Maintenance	Regions:	1- 16 St North/35 Ave East
Year Identified:	2012	Location:	Various locations
Fund:	304 - Food Tax	Project Manager:	Ziggy Moertl
Budget Unit #:	3040006006200906	Project Status	Unfunded

Description:

The current elevator for City Hall does not meet current requirement for ADA. Construction of a new elevator would be needed to meet those requirements.

Discussion of Progress:

Justification:

To become compliant with Federal Regulations under ADA. In 2012 the City will conduct a City-wide ADA audit of all City facilities in order to update the City need to meet the new ADA requirements City-wide.

Revenue Detail:

GL Account	Description					
Revenue						
6106	OT From Sales And Use Tax	0	0	0	0	600,000
	Total Revenue	0	0	0	0	600,000
Expense						
8202	Construction	0	0	0	0	525,000
8203	Construction - City Depts	0	0	0	0	6,000
8204	Contingency	0	0	0	0	35,000
8206	Design Fees	0	0	0	0	17,000
8214	Legal Publications	0	0	0	0	600
8216	Miscellaneous	0	0	0	0	1,500
8226	Permits, Fees, Etc	0	0	0	0	2,400
8228	Printing, Copying	0	0	0	0	500
8232	Project Management	0	0	0	0	10,000
8240	Testing And Inspection	0	0	0	0	2,000
	Total Expense	0	0	0	0	600,000
	Net Total	0	0	0	0	0

Impact on Operating Budget:

Project Summary

Project Number:	14100	Budget Year:	
Project Title:	HVAC Repair/Replacement-PW 1st Floor Ductwork	Council Priority:	Infrastructure & Growth- Public Facilities & Equip
Division:	Facilities Management	Budget Status:	Data Entry
Project Type:	Public Buildings Repair/Replacement	Regions:	1- 16 St North/35 Ave East
Year Identified:	2014	Location:	Public Works @ 1001 9th Avenue
Fund:	304 - Food Tax	Project Manager:	Troy Dart
Budget Unit #:		Project Status	Unfunded

Description:

Replace 1st floor ductwork @ Public Works. The current ductwork is fiber glass which is no longer allowed by code. This ductwork was previously re-done in the 80s.

Discussion of Progress:

Justification:

Equipment in buildings are becoming outdated and the repair costs to maintain are more than the cost to replace the unit. This must be done to help with energy savings costs and to reduce breakdown time and loss of revenues during breakdowns. All equipment has exceeded its life expectancy.

Replacement is needed due to the age of this building. Facility Management has done many up-grades to the heating and cooling system over the years with the boiler and pumps being last upgraded in 1993. Service life of the boiler and pumps are 15 to 20 years. Based on the service life of this boiler system and the many repairs over the past few years the system is due to be replaced.

Revenue Detail:

GL Account	Description					
Revenue						
6106	OT From Sales And Use Tax	0	0	0	0	75,000
	Total Revenue	0	0	0	0	75,000
Expense						
8202	Construction	0	0	0	0	75,000
	Total Expense	0	0	0	0	75,000
	Net Total	0	0	0	0	0

Impact on Operating Budget:

Project Summary

Project Number:	14091	Budget Year:	
Project Title:	Replace Duct Work in Public Works Building	Council Priority:	Infrastructure & Growth- Public Facilities & Equip
Division:	Facilities Management	Budget Status:	Data Entry
Project Type:	Public Buildings Repair/Replacement	Regions:	1- 16 St North/35 Ave East
Year Identified:	2014	Location:	Public Works @ 1001 9th Avenue
Fund:	304 - Food Tax	Project Manager:	Troy Dart
Budget Unit #:		Project Status	Unfunded

Description:

Replace all exterior ductwork on the Public Works roof. The exterior roof ductwork system and supports are falling apart and need to be replaced. The replacement of this ductwork system will need to be done at the same time as the roof replacement or before.

Discussion of Progress:

Justification:

Due to the age of the ductwork and being on the exterior of the building this will need to be replaced.

Revenue Detail:

GL Account	Description					
Revenue						
6106	OT From Sales And Use Tax	0	0	0	0	70,000
	Total Revenue	0	0	0	0	70,000
Expense						
8202	Construction	0	0	0	0	63,100
8214	Legal Publications	0	0	0	0	200
8232	Project Management	0	0	0	0	6,700
	Total Expense	0	0	0	0	70,000
	Net Total	0	0	0	0	0

Impact on Operating Budget:

Project Summary

Project Number:	728	Budget Year:	
Project Title:	Parking Lot Maintenance (add'l \$100,000 needed annually)	Council Priority:	Safety- Traffic Safety
Division:	Engineering	Budget Status:	Data Entry
Project Type:	Infrastructure Maintenance	Regions:	0 - Multiple Wards
Year Identified:	2012	Location:	Various Locations
Fund:	304 - Food Tax	Project Manager:	Pat Hill
Budget Unit #:		Project Status	Unfunded

Description:

Much like the city streets, the city owned parking lots need maintenance annually as well. Maintenance treatments can be a minor replacement of an asphalt patch or re-striping or an improvement of an overlay, seal coating, drainage improvement or a minor reconstruction. In 2015, the City will overlay two parking lots at Rodarte, will extend new concrete pads at A Street Service Center, and will seal coat the parking lot at the Funplex. A full audit of the system is done each year to determine the most critical needs. Future needs include City Hall Annex, the various Fire Stations such as 2 & 4, Boomerang Golf Course, Highland Golf Course, Centennial Pool, Centennial Village, IG Park, City Shops "A" Street and Street Division parking area.

Discussion of Progress:

Justification:

The aging infrastructure continues to be an issue for parking and miscellaneous surfaces. There are 90+ locations in the City of Greeley with over 38,000 square yards to maintain at a value of \$12M. Sites throughout the city need annual maintenance and improvements. There is a great need for maintenance such as striping, seal coating, and patching along with overlay and total reconstruction.

Revenue Detail:

GL Account	Description					
Revenue						
6106	OT From Sales And Use Tax	0	0	0	0	500,000
	Total Revenue	0	0	0	0	500,000
Expense						
8202	Construction	0	0	0	0	404,000
8203	Construction - City Depts	0	0	0	0	30,000
8204	Contingency	0	0	0	0	30,000
8206	Design Fees	0	0	0	0	3,000
8216	Miscellaneous	0	0	0	0	3,000
8224	Operating Supplies	0	0	0	0	1,500
8228	Printing, Copying	0	0	0	0	1,500
8232	Project Management	0	0	0	0	18,000
8234	Repair/Maint Supplies	0	0	0	0	3,000
8240	Testing And Inspection	0	0	0	0	6,000
	Total Expense	0	0	0	0	500,000
	Net Total	0	0	0	0	0

Impact on Operating Budget:

Project Summary

Project Number:	14116	Budget Year:	
Project Title:	23rd Ave. @ Reservoir Rd- replace cabinet, base, and conduit	Council Priority:	Safety- Traffic Safety
Division:	Transportation Services	Budget Status:	Data Entry
Project Type:	Infrastructure Maintenance	Regions:	0 - Multiple Wards
Year Identified:	2012	Location:	23rd Ave. @ Reservoir Rd
Fund:	304 - Food Tax	Project Manager:	Eric Bracke
Budget Unit #:		Project Status	Unfunded

Description:

23rd Ave. @ Reservoir Rd- replace cabinet, base, and conduit

Discussion of Progress:

Justification:

Revenue Detail:

GL Account	Description					
Revenue						
6106	OT From Sales And Use Tax	0	0	0	0	34,000
	Total Revenue	0	0	0	0	34,000
Expense						
8202	Construction	0	0	0	0	34,000
	Total Expense	0	0	0	0	34,000
	Net Total	0	0	0	0	0

Impact on Operating Budget:

2015-2019 Five Year Plan

Fire Equipment Acquisition/Replacement - Fund 306

	2013 Actual	2014 Revised Budget	2015	2016	2017	2018	2019	TOTAL 2015-2019
Beginning Available Cash Balance	\$ 462,312	\$ 235,275	\$ 166,955	\$ 306	\$ 306	\$ 306	\$ 306	
Revenue								
4342 - Intergovernmental Agreement	511,713	485,000	480,000	504,000	529,200	555,660	583,443	2,652,303
5903 - Lease Purchase Proceeds	-	2,067,662	948,233	737,790	1,395,136	1,018,885	-	4,100,044
6001 - General Fund	-	-	328,695	544,003	541,246	575,811	632,767	2,622,522
5612-5621 - Investment Earnings	289	1,310	1,296	1,361	1,429	1,500	1,575	7,161
Total Revenue	\$ 512,002	\$ 2,553,972	\$ 1,758,224	\$ 1,787,154	\$ 2,467,011	\$ 2,151,856	\$ 1,217,785	\$ 9,382,030
Expenditures								
Debt Service	379,900	719,711	889,248	748,427	953,996	1,132,971	1,080,210	4,804,852
Miscellaneous	311	-	-	-	-	-	-	-
306 - Fire Equipment Acquisition Replacements	358,828	1,902,581	1,035,625	1,038,727	1,513,015	1,018,885	137,575	4,743,827
	-	-	-	-	-	-	-	-
Total Expenditures	\$ 739,039	\$ 2,622,292	\$ 1,924,873	\$ 1,787,154	\$ 2,467,011	\$ 2,151,856	\$ 1,217,785	\$ 9,548,679
Ending Available Cash Balance	\$ 235,275	\$ 166,955	\$ 306	\$ 306	\$ 306	\$ 306	\$ 306	

Project Summary

Project Number:	306	Budget Year:	2015
Project Title:	Fire Equip & Apparatus Replacement	Council Priority:	
Division:	Capital Improvements	Budget Status:	Data Entry
Project Type:	Capital Equipment	Regions:	0 - Multiple Wards
Year Identified:	2012	Location:	
Fund:	306 - Fire Equip & Acquisition Replacement	Project Manager:	
Budget Unit #:	3060006008000000	Project Status	Funded

Description:

2015: Extrication System (\$30,300), Two Full-size Pickups (\$28,546 each), a Pumper Truck (\$702,624) and a Mini Pumper Truck (\$245,609).
 2016: Rescue Truck (\$300,937) and a Pumper (\$737,790)
 2017: Staff SUV (\$47,486), Full Size Truck (\$70,393), Pumper (\$767,790), Tiller Tractor (\$430,831), and a Tender (\$196,515)
 2018: Pumper Truck (\$813,487) and a Tender (\$205,398)
 2019: A Hazmat Truck (\$100,782) and a Staff Car (\$36,793)

Discussion of Progress:

Budgeted in 2014: Staff SUV (\$63,135), 2 Staff Cars (\$29,200) (\$29,187), Pumper Truck (\$694,073), and 76 SCBA's, 196 Cylinders, & 2 Air Compressors w/fill stations & cascade systems (Total SCBA \$780,948)

Purchased/Encumbered:

- 1) 3 Staff Vehicles (encumbered and ordered) \$91,352.12; Radios for the 3 vehicles (purchased) \$15,128.25
- 2) Fire Engine – request for proposals complete and vendor selected (not yet encumbered & ordered)
- 3) SCBA system – all equipment received and installed. Total cost \$773,875.63 (\$770,375.63 paid to date, \$3,500 balance remaining to be paid).

Justification:

Fire Department Apparatus/Equipment Replacements, as scheduled.

Revenue Detail:

GL Account	Description	2015	2016	2017	2018	2019
Expense						
8142	Construction and Maintenance	978,533	1,038,727	1,395,136	1,018,885	100,782
8144	Transportation/Vehicles	57,092	0	117,879	0	36,793
	Total Expense	1,035,625	1,038,727	1,513,015	1,018,885	137,575

Impact on Operating Budget:

None

2015-2019 Five Year Plan

Fire Protection Development - Fund 307

	2013 Actual	2014 Revised Budget	2015	2016	2017	2018	2019	TOTAL 2015-2019
Beginning Available Cash Balance	\$ 448,021	\$ 678,512	\$ 728,512	\$ 881,935	\$ 1,035,591	\$ 1,192,483	\$ 1,352,675	
Revenue								
4611 - Development Fees	232,092	45,000	150,000	150,000	153,000	156,060	159,181	768,241
5612-5621 - Investment Earnings	-	5,000	3,423	3,656	3,892	4,132	4,380	19,483
Total Revenue	\$ 232,092	\$ 50,000	\$ 153,423	\$ 153,656	\$ 156,892	\$ 160,192	\$ 163,561	\$ 787,724
Expenditures								
Miscellaneous	1,601	-	-	-	-	-	-	-
Total Expenditures	\$ 1,601	\$ -	\$ -	\$ -	\$ -	\$ -	\$ -	\$ -
Ending Available Cash Balance								
Ending Available Cash Balance	\$ 678,512	\$ 728,512	\$ 881,935	\$ 1,035,591	\$ 1,192,483	\$ 1,352,675	\$ 1,516,236	
Future Projects								
2	169 - Fire Station 8							6,226,082
	Total Future Projects							\$ 6,226,082

Project Summary

Project Number:	169	Budget Year:	
Project Title:	Fire Station 8	Council Priority:	
Division:	Operations	Budget Status:	Data Entry
Project Type:	Infrastructure Maintenance	Regions:	3- 10 St South/23 Ave West
Year Identified:	2012	Location:	
Fund:	307 - Fire Protection Development	Project Manager:	
Budget Unit #:		Project Status	Unfunded

Description:

This project is for an additional fire station, staff and equipment to serve the area within a radius of approximately 2-3 miles of Promontory. This would include a three-bay fire station, one pumper truck, one ladder truck, two lieutenants, two engineers, and fire fighters per shift (salaries, benefits, overtime) to meet Rapid Intervention Crew (RIC) requirements when supporting stations are some distance away (refer to current APFA developed by Community Planning). The station will be developed on land provided by Promontory, using the basic plan used for Station #3. It will include a community room, facilities for two companies, and a small district office for Police. It will also include the initial equipment and supplies needed for the new station and new personnel.

Discussion of Progress:

Justification:

Growth in West Greeley will produce an increasing demand for fire and Emergency Medical Services (EMS). This will be particularly important as residential units are built and as the employment corridor is developed. The closest fire station (#7) is approximately four miles from the center of the Promontory Planned Unit Development (PUD) and will be even further from development west of Highway 257. Response times from Station #7 will be well beyond the 4-5 minute target. The closest ladder truck is nearly eight miles away through heavy traffic.

Revenue Detail:

Use of Fund Balance and Development Fees

GL Account	Description					
Expense						
8202	Construction	0	0	0	984,516	2,297,203
8204	Contingency	0	0	0	91,217	187,609
8206	Design Fees	0	0	0	155,702	47,908
8208	Furniture,Fixtures,Equipment	0	0	0	0	203,610
8210	Hazmat	0	0	0	1,797	0
8212	Land/Building Cost/Demo	0	0	0	3,593	0
8214	Legal Publications	0	0	0	0	1,318
8216	Miscellaneous	0	0	0	5,988	59,886
8226	Permits,Fees, Etc	0	0	0	179,656	59,886
8228	Printing, Copying	0	0	0	20,361	0
8232	Project Management	0	0	0	11,079	11,079
8236	Soils Investigation	0	0	0	5,988	0
8238	Surveying	0	0	0	5,988	0
8240	Testing And Inspection	0	0	0	3,593	25,152
8242	Utility Services	0	0	0	0	75,455
8244	Capital Equipment >\$5,000	0	0	0	0	1,742,664
9301	Public Improvement Fund	0	0	0	0	44,834
	Total Expense	0	0	0	1,469,478	4,756,604

Impact on Operating Budget:

2015-2019 Five Year Plan

Police Development - Fund 308

	2013 Actual	2014 Revised Budget	2015	2016	2017	2018	2019	TOTAL 2015-2019
Beginning Available Cash Balance	\$ 126,147	\$ 196,034	\$ 216,734	\$ 57,554	\$ 98,256	\$ 139,771	\$ 182,103	
Revenue								
4611 - Development Fees	70,173	20,000	40,000	40,000	40,800	41,616	42,448	204,864
5612-5621 - Investment Earnings	-	700	701	701	715	716	717	3,551
Total Revenue	\$ 70,173	\$ 20,700	\$ 40,701	\$ 40,701	\$ 41,515	\$ 42,332	\$ 43,165	\$ 208,415
Expenditures								
Miscellaneous	286	-	-	-	-	-	-	-
14148 - Equipment purchases	-	-	199,880	-	-	-	-	199,880
Total Expenditures	\$ 286	\$ -	\$ 199,880	\$ -	\$ -	\$ -	\$ -	\$ 199,880
Ending Available Cash Balance	\$ 196,034	\$ 216,734	\$ 57,554	\$ 98,256	\$ 139,771	\$ 182,103	\$ 225,268	

Project Summary

Project Number:	14148	Budget Year:	2015
Project Title:	Police Equipment	Council Priority:	
Division:	Non-Departmental	Budget Status:	Data Entry
Project Type:	Capital Equipment	Regions:	
Year Identified:	2014	Location:	
Fund:	308 - Police Development	Project Manager:	
Budget Unit #:		Project Status	Funded

Description:

1. FARO Technologies Inc.-Used for serious and complex crime scenes, officer involved shootings and fatal traffic accidents. This technology records entire scene in 360 degree viewing, with laser measurements to allow exact re-creation of an incident. This equipment will save numerous FET hours on the back end of an investigation. Price includes training, three years of warranty/software updates and yearly calibration and certification of the instrument. (10 year life)
2. PBT's –Portable Breath Testers are used by patrol officers to determine alcohol levels for all kinds of alcohol related incidents.
3. Crash Mats- Used in arrest control training to soften the blow when officers take each other to the ground. (Help prevent injuries)
4. Touch Screen Monitor -Used to connect to the Indus microfilm reader in records and would allow quicker maneuvering of pictures and reports with less keyboard and mouse functions. (5 year life)
5. Go Pro Cameras- to be used for shooting video in our recruitment endeavors and documentation during big events. (Riots, large crowd situations) (5 to 7 year life)
6. Surveillance Cameras- To be placed in the downtown area, in order to monitor activities or have evidence of crimes in this area. (5 to 10 year life)
7. Hand Held Radars-To have additional radar units for more patrol officers to be able to run radar in needed areas. (10 year life)
8. Recruitment posters/video/tables-to use at job fairs and academy's for recruitment of new police officers.
9. Miniature GPS Trackers- Investigative tool for investigations to use in the tracking of suspects/victims. (10 year life)
10. Monitor Room equipment- The computers and software needed to monitor tracking equipment and IP cameras used to monitor suspects. (5 to 7 year Life)
11. Lumen System-is a search and analysis system for law enforcement data. It allows you to tie together all of your data systems and search them faster and more efficiently. Can be used by supervisors, investigators and patrol officers alike, to gather and research all our data systems. (Life as long as service is paid for)
12. Commercial Freezer- for GPD evidence to have additional freezer storage space for evidence that requires this method of storage. (10 to 15 year life)
13. Tough Pads- Portable devices to allow SET officers to access work products out in the field. (5 year life)
14. Verizon VPN Connection- Equipment offered by Verizon that allows all our mobile devices to access GPD desk top and date remotely. (Suggested and approved by Patty in IT) (One time purchase)
15. Rimage Blue Ray Burner and Drive- Needed by Evidence in order to reproduce digital evidence for investigators, DA Office and the courts. (10 year life)
16. Internal OEM Blu-Ray Readers-This will allow computers in the department to view digital evidence produced by the lab and our evidence unit. (5 year life)
17. Shelves in Records-new shelving that will be used to store new evidence. (50 year life)
18. Training Equipment-assortment of handcuffs, plastic batons, plastic guns, plastic knives and Sims hand guns to be used in training.
19. APS Computers/Printers- used in patrol units to write and print electronic tickets for records and the courts. (Adding additional ones) (5 to 7 year life)

Discussion of Progress:

This is an accumulation of fees; no purchases have been made since 2008.

Justification:

Revenue Detail:

Police Impact (development) fees. Fees collected to offset new demand for equipment generated by new development.

GL Account	Description	2015	2016	2017	2018	2019
Expense						
8149	Other	199,880	0	0	0	0
	Total Expense	199,880	0	0	0	0

Impact on Operating Budget:

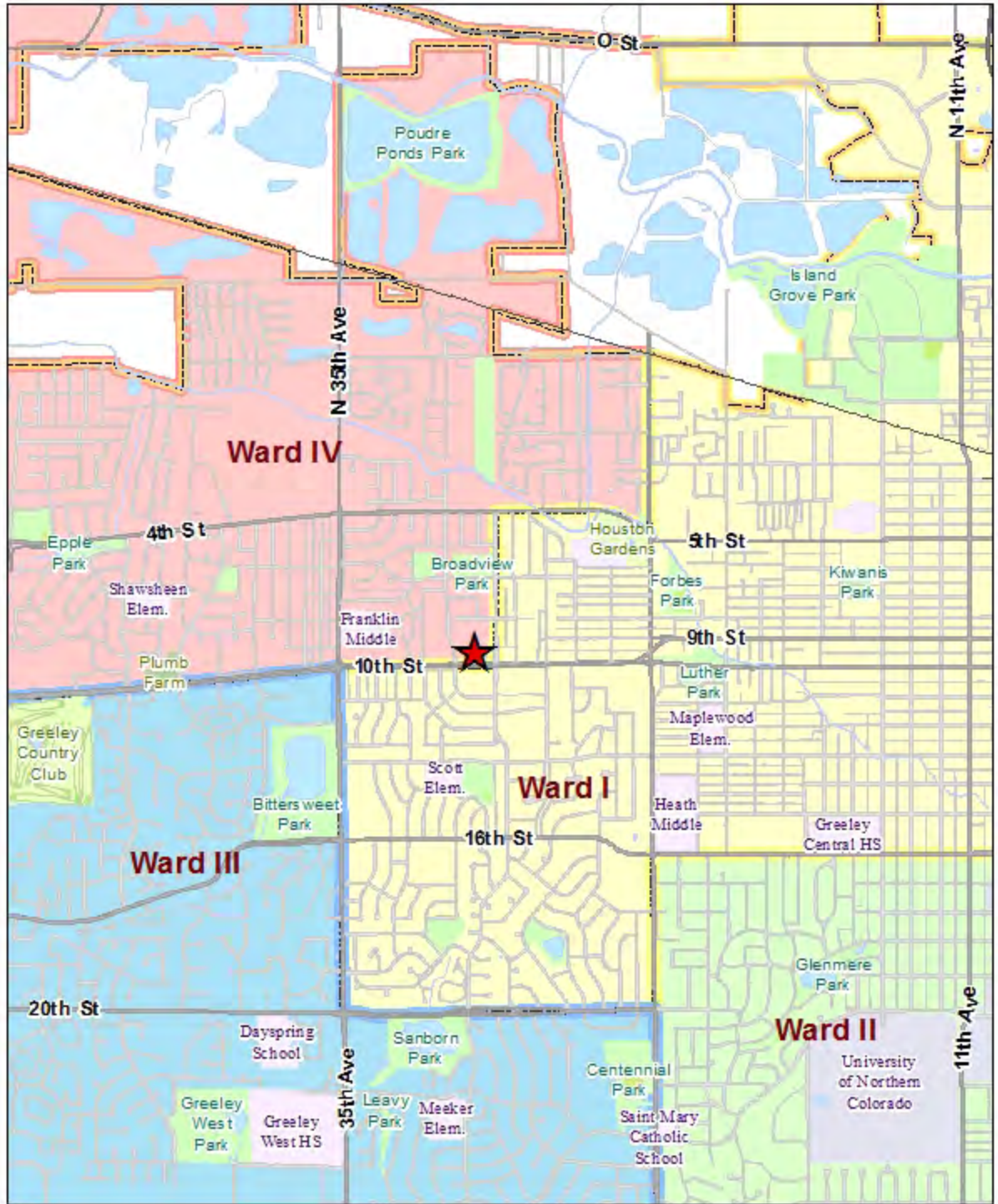
Project Summary

Wireless services costs for 2 tough pads for SET \$960 will be paid from police operating funds. Replacement cost of this equipment will be paid from operating at the time replacement is needed.



Capital Improvement Projects 2014

Project #: 14148



2015-2019 Five Year Plan

Island Grove Development - Fund 309

	2013 Actual	2014 Revised Budget	2015	2016	2017	2018	2019	TOTAL 2015-2019
Beginning Available Cash Balance	\$ (836,948)	\$ (738,757)	\$ (688,759)	\$ (651,202)	\$ (607,945)	\$ (558,976)	\$ (504,283)	
Revenue								
4722 - Concessions	24,567	25,000	25,000	25,300	25,600	25,900	26,200	128,000
4871 - Facility Use Fee	77,013	100,000	85,000	85,900	86,800	87,700	88,600	434,000
5633 - Rents From Facilities	6,724	25,000	7,000	7,100	7,200	7,300	7,400	36,000
5612-5621 - Investment Earnings	142	200	200	200	200	200	200	1,000
6106 - Sales and Use Tax	34,935	17,341	30,000	30,600	31,212	31,836	32,473	156,121
Total Revenue	\$ 143,381	\$ 167,541	\$ 147,200	\$ 149,100	\$ 151,012	\$ 152,936	\$ 154,873	\$ 755,121
Expenditures								
Debt Service	41,856	117,543	109,643	105,843	102,043	98,243	94,443	510,215
Miscellaneous	3,334	-	-	-	-	-	-	-
Total Expenditures	\$ 45,190	\$ 117,543	\$ 109,643	\$ 105,843	\$ 102,043	\$ 98,243	\$ 94,443	\$ 510,215
Ending Available Cash Balance	\$ (738,757)	\$ (688,759)	\$ (651,202)	\$ (607,945)	\$ (558,976)	\$ (504,283)	\$ (443,853)	
Future Projects								
Priority Order								Future Total
2	309 - Island Grove Marquees							195,000
3	311 - Parking Improvements - Western Island Grove Parking Lots							1,214,000
4	312 - Event Center Interior Street Improvements							3,775,624
5	307 - Indoor Arena and User Storage Building at Island Grove							12,000,000
6	308 - Event Center Bleachers							464,000
	Total Future Projects							\$ 17,648,624

Project Summary

Project Number: 309
Project Title: Island Grove Marquees
Division: Island Grove
Project Type: Parks Maintenance/Improvement
Year Identified: 2012
Fund: 309 - Island Grove Development
Budget Unit #:

Budget Year:
Council Priority: Image-Quality of Life
Budget Status: Data Entry
Regions: 1- 16 St North/35 Ave East
Location: Island Grove
Project Manager: Tom Welch
Project Status: Unfunded

Description:

Purchase and installation of two marquees for advertising events in Island Grove

Discussion of Progress:

Justification:

This project is identified in the Island Grove Master Plan and is part of the City's 20 year Stampede Ground Lease Contract.

Revenue Detail:

GL Account	Description					
Revenue						
4871	Facility Use Fee	0	0	0	0	195,000
	Total Revenue	0	0	0	0	195,000
Expense						
8202	Construction	0	0	0	0	195,000
	Total Expense	0	0	0	0	195,000
	Net Total	0	0	0	0	0

Impact on Operating Budget:

Project Summary

Project Number:	311	Budget Year:	
Project Title:	Parking Improvements - Western Island Grove Parking Lots	Council Priority:	Image-Quality of Life
Division:	Island Grove	Budget Status:	Data Entry
Project Type:	Parks Maintenance/Improvement	Regions:	1- 16 St North/35 Ave East
Year Identified:	2012	Location:	Island Grove
Fund:	309 - Island Grove Development	Project Manager:	Tom Welch
Budget Unit #:		Project Status	Unfunded

Description:

Lighting and landscaping of the western parking lots in Island Grove Park. Lights need to be added for patron safety for events like the Stampede. This includes the lots south and west of Centennial Village.

Discussion of Progress:

Justification:

This project is identified in the Island Grove Master Plan and is part of the City's 20 year Stampede Ground Lease Contract.

Revenue Detail:

GL Account	Description					
Revenue						
4871	Facility Use Fee	0	0	0	0	1,214,000
	Total Revenue	0	0	0	0	1,214,000
Expense						
8202	Construction	0	0	0	0	1,214,000
	Total Expense	0	0	0	0	1,214,000
	Net Total	0	0	0	0	0

Impact on Operating Budget:

Project Summary

Project Number:	312	Budget Year:	
Project Title:	Event Center Interior Street Improvements	Council Priority:	Image-Quality of Life
Division:	Island Grove	Budget Status:	Data Entry
Project Type:	Parks Maintenance/Improvement	Regions:	1- 16 St North/35 Ave East
Year Identified:	2012	Location:	Island Grove
Fund:	309 - Island Grove Development	Project Manager:	Tom Welch
Budget Unit #:		Project Status	Unfunded

Description:

Improvements to interior Island Grove streets including purchasing the Duran property and extending A Street from 14th Avenue to 21st Avenue, 15th Avenue and 16th Avenue from A Street to C Street. Project includes sidewalks and Street lighting.

Discussion of Progress:

Justification:

This project is identified in the Island Grove Master Plan and is part of the City's 20 year Stampede Ground Lease Contract.

Revenue Detail:

GL Account	Description					
Revenue						
4871	Facility Use Fee	0	0	0	0	3,775,624
	Total Revenue	0	0	0	0	3,775,624
Expense						
8202	Construction	0	0	0	0	3,775,624
	Total Expense	0	0	0	0	3,775,624
	Net Total	0	0	0	0	0

Impact on Operating Budget:

Project Summary

Project Number:	307	Budget Year:	
Project Title:	Indoor Arena and User Storage Building at IG	Council Priority:	Image-Quality of Life
Division:	Island Grove	Budget Status:	Data Entry
Project Type:	Parks/Recreation	Regions:	1- 16 St North/35 Ave East
Year Identified:	2012	Location:	Island Grove
Fund:	309 - Island Grove Development	Project Manager:	Tom Welch
Budget Unit #:		Project Status	Unfunded

Description:

Construction of an indoor arena and multi-use facility replacing the Island Grove Livestock Building. Will have a minimum of 1,500 retractable seats, restrooms, small office, concession stands, animal wash, outdoor pens, and a dirt floor covering. Construction of a storage facility for Island Grove equipment. We have had discussions with other Departments within the City that would like to join in this project including Public Works and Water Departments.

Discussion of Progress:

Justification:

This project is identified in the Island Grove Master Plan and is part of the City's 20 year Stampede Ground Lease Contract.

Revenue Detail:

GL Account	Description					
Revenue						
4871	Facility Use Fee	0	0	0	0	12,000,000
	Total Revenue	0	0	0	0	12,000,000
Expense						
8202	Construction	0	0	0	0	10,899,500
8204	Contingency	0	0	0	0	400,000
8206	Design Fees	0	0	0	0	75,000
8208	Furniture,Fixtures,Equipment	0	0	0	0	250,000
8210	Hazmat	0	0	0	0	60,000
8212	Land/Building Cost/Demo	0	0	0	0	50,000
8214	Legal Publications	0	0	0	0	500
8216	Miscellaneous	0	0	0	0	10,000
8218	Miscellaneous Design	0	0	0	0	15,000
8228	Printing, Copying	0	0	0	0	1,000
8232	Project Management	0	0	0	0	50,000
8236	Soils Investigation	0	0	0	0	2,000
8238	Surveying	0	0	0	0	2,000
8240	Testing And Inspection	0	0	0	0	5,000
8242	Utility Services	0	0	0	0	60,000
9301	Public Improvement Fund	0	0	0	0	120,000
	Total Expense	0	0	0	0	12,000,000
	Net Total	0	0	0	0	0

Impact on Operating Budget:

Project Summary

Project Number:	308	Budget Year:	
Project Title:	Event Center Bleachers	Council Priority:	Image-Quality of Life
Division:	Island Grove	Budget Status:	Data Entry
Project Type:	Parks Maintenance/Improvement	Regions:	1- 16 St North/35 Ave East
Year Identified:	2012	Location:	Island Grove
Fund:	309 - Island Grove Development	Project Manager:	Tom Welch
Budget Unit #:		Project Status	Unfunded

Description:

Purchase 10 portable hydraulic, 280 seat bleachers to be used in Island Grove and for community events.

Discussion of Progress:

Justification:

This project is identified in the Island Grove Master Plan and is part of the City's 20 year Stampede Ground Lease Contract.

Revenue Detail:

GL Account	Description					
Revenue						
4871	Facility Use Fee	0	0	0	0	464,000
	Total Revenue	0	0	0	0	464,000
Expense						
8204	Contingency	0	0	0	0	34,000
8208	Furniture,Fixtures,Equipment	0	0	0	0	430,000
	Total Expense	0	0	0	0	464,000
	Net Total	0	0	0	0	0

Impact on Operating Budget:

2015-2019 Five Year Plan

Road Development - Fund 312

	2013 Actual	2014 Revised Budget	2015	2016	2017	2018	2019	TOTAL 2015-2019
Beginning Available Cash Balance	\$ 2,872,838	\$ 3,246,869	\$ 2,936,528	\$ 129,037	\$ 399,247	\$ 1,291,776	\$ 397,756	
Revenue								
4611 - Development Fees	1,417,832	1,200,000	1,000,000	1,000,000	1,010,000	1,020,100	1,030,301	5,060,401
5616 - Investment Earnings	-	5,000	7,112	7,940	8,779	9,630	9,630	43,091
6304 - Food Tax	-	-	1,065,500	-	-	-	-	1,065,500
Intergovernmental Grant	-	909,000	900,000	2,577,167	-	-	-	3,477,167
Total Revenue	\$ 1,417,832	\$ 2,114,000	\$ 2,972,612	\$ 3,585,107	\$ 1,018,779	\$ 1,029,730	\$ 1,039,931	\$ 9,646,159

Page

Number	Expenditures							
	North 11th Avenue	25,451	-	-	-	-	-	-
	North 11th Avenue to "O" St	-	282,800	-	-	-	-	-
	128- 20th Street, 1st Avenue to Balsam Avenue	-	1,423,494	-	-	-	-	-
	2134 - 20th Street, 71st to 83rd Avenues	-	310,272	-	-	-	-	-
	10th Street - 69th and 71st Avenue (curb, gutter & sidewalk)	-	56,775	-	-	-	-	-
	Miscellaneous	5,037	-	-	-	-	-	-
3	410A - 65th Avenue: 29th Street to 32nd Street	1,013,314	250,000	1,937,103	-	-	-	1,937,103
7	410B - 65th Avenue: 32nd Street to City Limits	-	-	-	3,112,897	-	-	3,112,897
10	14104 - 59th Avenue - 20th Street to US 34 Bypass	-	101,000	1,823,000	202,000	-	-	2,025,000
12	127A - 20th Street Phase I, 71st-74th Avenue (Construction)	-	-	2,020,000	-	-	-	2,020,000
14	127B - 20th Street Phase II, 74th-79th Avenues (Construction)	-	-	-	-	126,250	1,923,750	2,050,000
	Total Expenditures	\$ 1,043,801	\$ 2,424,341	\$ 5,780,103	\$ 3,314,897	\$ 126,250	\$ 1,923,750	\$ 11,145,000

Ending Available Cash Balance	\$ 3,246,869	\$ 2,936,528	\$ 129,037	\$ 399,247	\$ 1,291,776	\$ 397,756	\$ 1,437,687
--------------------------------------	--------------	--------------	------------	------------	--------------	------------	--------------

Priority

Order	Future Projects	Total Future
1	127C - 20th Street Phase III, 79th-83rd Avenues (Construction)	2,525,000
2	799 - 71st Avenue, 12th Street to 20th Street	3,535,000
3	882 - 35th Avenue Widening, 4th Street to "C" Street	2,020,000
4	793 - 23rd Avenue, 4th to C Street, Preliminary Design	202,000
5	406 - 4th Street, 23rd to 30th Avenue	2,020,000
	Total Future Projects	\$ 10,302,000



Project Summary

Project Number:	410A	Budget Year:	2015
Project Title:	65th Ave: 29th Street to 32nd Street	Council Priority:	Safety- Traffic Safety
Division:	Engineering	Budget Status:	Data Entry
Project Type:	Road Development	Regions:	3- 10 St South/23 Ave West
Year Identified:	2012	Location:	65th Ave, US 34 Bypass to 37th Street Intersection, Evans, Colorado
Fund:	312 - Road Development	Project Manager:	Rafael Samaniego
Budget Unit #:	3120006707770000	Project Status	Funded

Description:

This project is for widening of 65th Ave, from 29th St to 32nd St. Improvements will also include curb, gutter, sidewalk, lighting, and bike lanes and medians to arterial standards. This is a CDOT grant project that is administered through MPO. The City of Evans is partnering in the design and intends to co-apply with Greeley for the upcoming grant request for the remaining portion of the construction from 32nd Street Road to 37th Street with Evans paying for the construction in their jurisdiction.

Discussion of Progress:

The section from US 34 to 29th St was done in 2013 and now due to a grant applied for in 2010, the opportunity exists to continue the widening from 29th St to 32nd St. The 2014 grant paid for the final design of the entire segment to the city limits, but will only pay for construction from 29th St to 32nd St. Construction includes curb, gutter, sidewalks, and turn lane improvements along 29th Street to 32nd Street. Additional grant funds for construction will be available in FY 2015. The City is applying for this grant funding in 2014 for construction from 32nd Street to the city limits, and results should be known in early 2015.

Below is a summary of this entire project:

Grant (82.79%)	City Share (17.21%)	Total Cost	Description
\$-	\$1,013,314	\$1,013,314	2013 construction from US34 to 29th St
206,975	43,025	250,000	2014 final design from 29th St to 37th St
1,602,025	335,078	1,937,103	2015 construction from 29th St to 32nd St
2,577,167 approval)	535,730	3,112,897	2016 construction from 32nd St to city limits (north of Ashcroft Draw bridge) (Pending Grant
4,386,167	1,927,147	6,313,314	Total Cost
-	(1,013,314)	(1,013,314)	2013 Expenditures
(206,975)	(43,025)	(250,000)	2014 Budget
\$4,179,192	\$870,808	\$5,050,000	New Balance

Justification:

Due to growth and development, there is a need to widen 65th Avenue, south of US 34 Bypass to 37th Street. A new middle school is being constructed in Evans at the SW corner of 65th Ave/37th Street, with scheduled opening in the fall of 2015. The road surface is very poor with a PQI of 21.

Revenue Detail:

This roadway is listed as a regional significant roadway in the North Front Range Metropolitan Planning Organizations 2035 Regional Transportation Plan and is eligible for federal funding (82.79%) under the Surface Transportation Program (STP). Grant funding for \$909,000 was received in 2014, and another \$900,000 in grant funding will be available in 2015 which will fund construction to 32nd St. Evans is partnering with Greeley on this to complete the design and construction from 29th Street to 37th Street Intersection on 65th Avenue. Evans will pay for their portion of design and construction.

GL Account	Description	2015	2016	2017	2018	2019
Revenue						
4322	State Pass Through	900,000	0	0	0	0
	Total Revenue	900,000	0	0	0	0
Expense						
8202	Construction	1,865,232	0	0	0	0
8214	Legal Publications	2,500	0	0	0	0

Project Summary

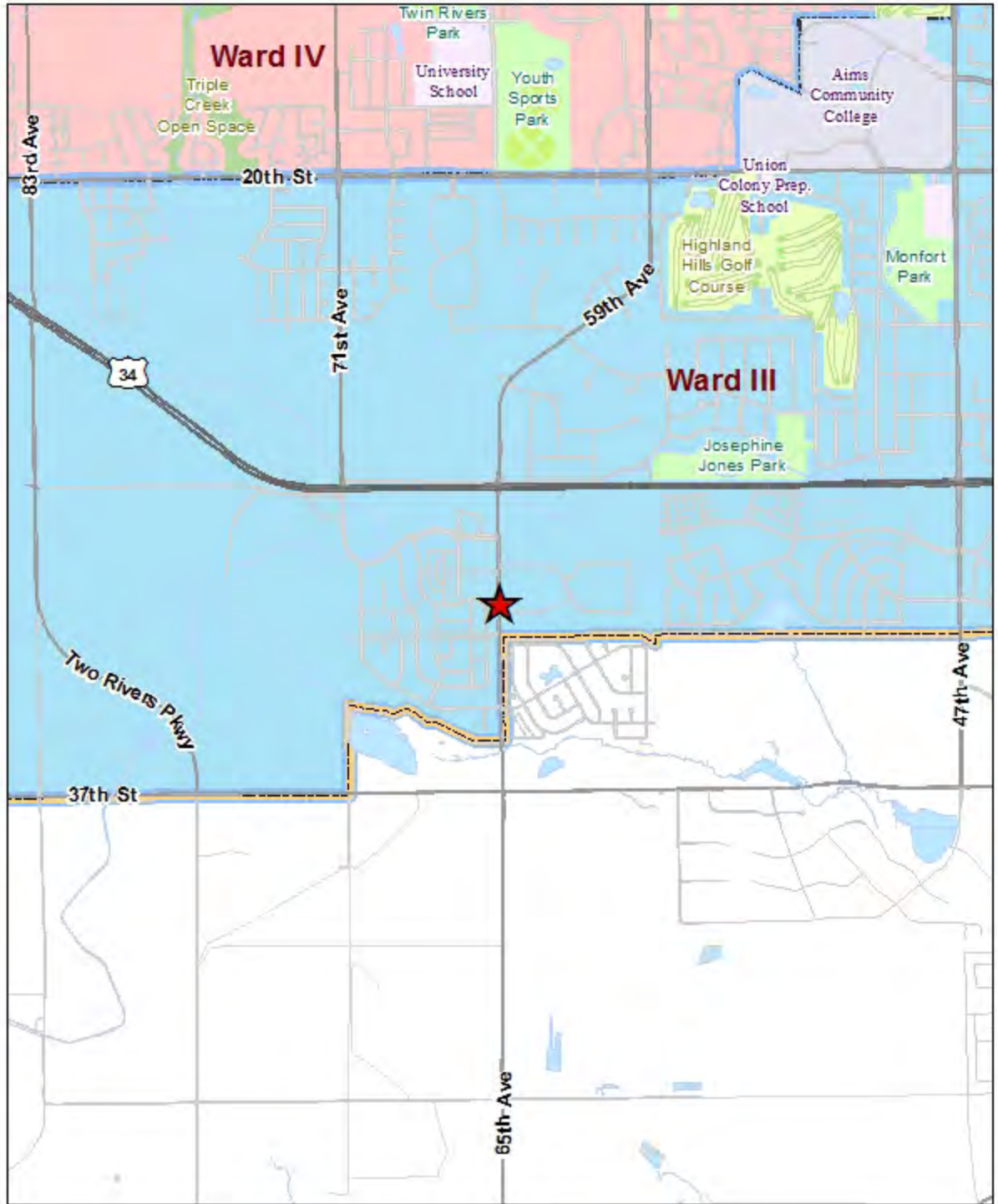
8232	Project Management	50,000	0	0	0	0
9303	Public Art Fund	19,371	0	0	0	0
	Total Expense	1,937,103	0	0	0	0
	Net Total	(1,037,103)	0	0	0	0

Impact on Operating Budget:



Capital Improvement Projects 2014

Project #: 410



Project Summary

Project Number:	410B	Budget Year:	2015
Project Title:	65th Ave: 32nd Street to City Limits (N of Ashcroft Draw Bridge)	Council Priority:	Safety- Traffic Safety
Division:	Engineering	Budget Status:	Data Entry
Project Type:	Road Development	Regions:	3- 10 St South/23 Ave West
Year Identified:	2012	Location:	65th Ave, US 34 Bypass to 37th Street Intersection, Evans, Colorado
Fund:	312 - Road Development	Project Manager:	Rafael Samaniego
Budget Unit #:	3120006707770000	Project Status	Funded

Description:

This project is for widening of 65th Ave, from 32nd St to city limits (north of Ashcroft Draw bridge). Improvements will also include curb, gutter, sidewalk, lighting, and bike lanes and medians to arterial standards. This is a CDOT grant project that is administered through MPO. The City of Evans is partnering in the design and intends to co-apply with Greeley for the upcoming grant request for the remaining portion of the construction.

Discussion of Progress:

The section from US 34 to 29th St was completed in 2013. The section from 29th St to 32nd St will be done in 2015. The remaining section from 32nd St to the city limits does not have funding through the road development fund so an additional grant is being applied for in 2014 for construction from 32nd Street to the city limits, and results should be known in early 2015. If the grant is not received this section of road may have to be overlaid and not widened due to the poor pavement condition that exists now.

Below is a summary of this entire project:

Grant (82.79%)	City Share (17.21%)	Total Cost	Description
\$-	\$1,013,314	\$1,013,314	2013 construction from US34 to 29th St
206,975	43,025	250,000	2014 final design from 29th St to 37th St
1,602,025	335,078	1,937,103	2015 construction from 29th St to 32nd St
2,577,167	535,730	3,112,897	2016 construction from 32nd St to city limits (north of Ashcroft Draw bridge) (Pending Grant approval)
4,386,167	1,927,147	6,313,314	Total Cost
-	(1,013,314)	(1,013,314)	2013 Expenditures
(206,975)	(43,025)	(250,000)	2014 Budget
\$4,179,192	\$870,808	\$5,050,000	New Balance

Justification:

Due to growth and development, there is a need to widen 65th Avenue, south of US 34 Bypass to 37th Street. A new middle school is being constructed in Evans at the SW corner of 65th Ave/37th Street, with scheduled opening in the fall of 2015. The road surface is very poor with a PQI of 21.

Revenue Detail:

This roadway is listed as a regional significant roadway in the North Front Range Metropolitan Planning Organizations 2035 Regional Transportation Plan and is eligible for federal funding (82.79%) under the Surface Transportation Program (STP). The remaining portion of grant funding requested will be applied for in 2014. Evans is partnering with Greeley on this to complete the design and construction from 29th Street to 37th Street Intersection on 65th Avenue. Evans will pay for their portion of design and construction.

GL Account	Description	2015	2016	2017	2018	2019
Revenue						
4322	State Pass Through	0	2,577,167	0	0	0
4611	Development Fees	0	535,730	0	0	0
Total Revenue		0	3,112,897	0	0	0
Expense						
8202	Construction	0	3,077,397	0	0	0
8214	Legal Publications	0	2,000	0	0	0

Project Summary

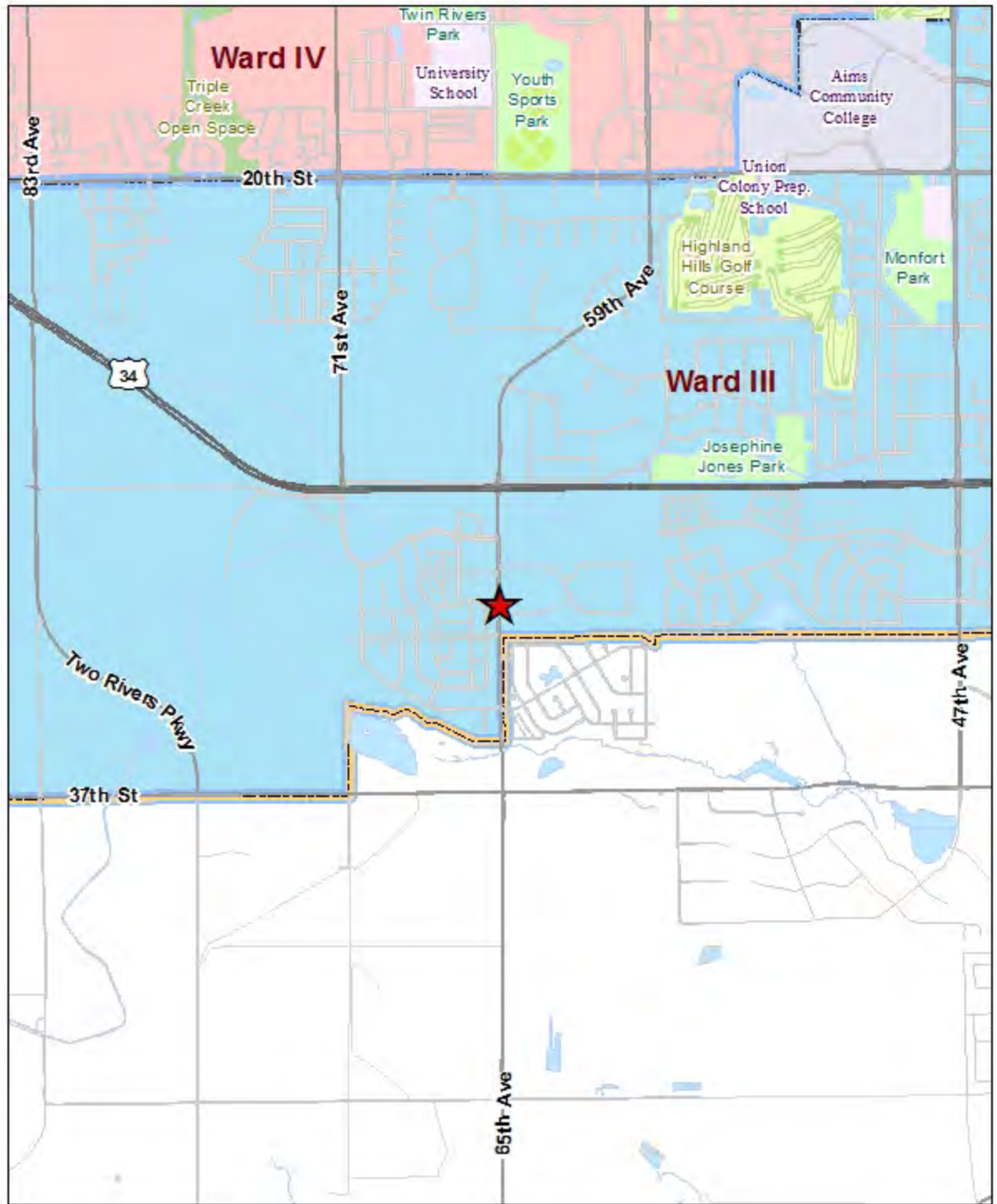
8232	Project Management	0	20,000	0	0	0
9303	Public Art Fund	0	13,500	0	0	0
	Total Expense	0	3,112,897	0	0	0
	Net Total	0	0	0	0	0

Impact on Operating Budget:



Capital Improvement Projects 2014

Project #: 410



Project Summary

Project Number:	14104	Budget Year:	2015
Project Title:	59th Ave - 20th St to US 34 Bypass	Council Priority:	Safety- Traffic Safety
Division:	Engineering	Budget Status:	Data Entry
Project Type:	Road Development	Regions:	3- 10 St South/23 Ave West
Year Identified:	2014	Location:	59th Ave - 20th St to 21st St
Fund:	312 - Road Development	Project Manager:	Rafael Samaniego
Budget Unit #:	3120006607340000	Project Status	Funded

Description:

This project provides for construction of 59th Ave, from 20th St to 21st St, to arterial street standards including improved turn lanes at 20th St, curbs, gutters, sidewalks, street lighting and tree lawn landscaping (no median). Funding from the Food Tax Fund will also overlay 59th Ave from 21st St to US34.

Discussion of Progress:

This project is being final designed in 2014 so construction can begin in 2015. Design for this project was originally planned for 2015 with construction in 2016 but due to increased revenue from development permits there is now enough money in the Road Development Fund to move this project up one year and to couple it with the overlay of 65th Ave from 21st St to US 34. 2013's development revenue was \$1.2 million higher than the budgeted \$200,000. Due to lack of funding in 2015, lighting will be done in 2016 when road development funds become available.

Justification:

The pavement in this roadway section is in poor condition. There is no curb, gutter, sidewalks. This will complete the arterial street section up to the existing city developments at 21st St. 59th Ave/65th Ave is planned to be overlaid from 21st St to US 34 Bypass in 2015 as a part of the Food Tax overlay program.

Revenue Detail:

The road development fee is imposed by the City for the impact a new development has on city infrastructure.

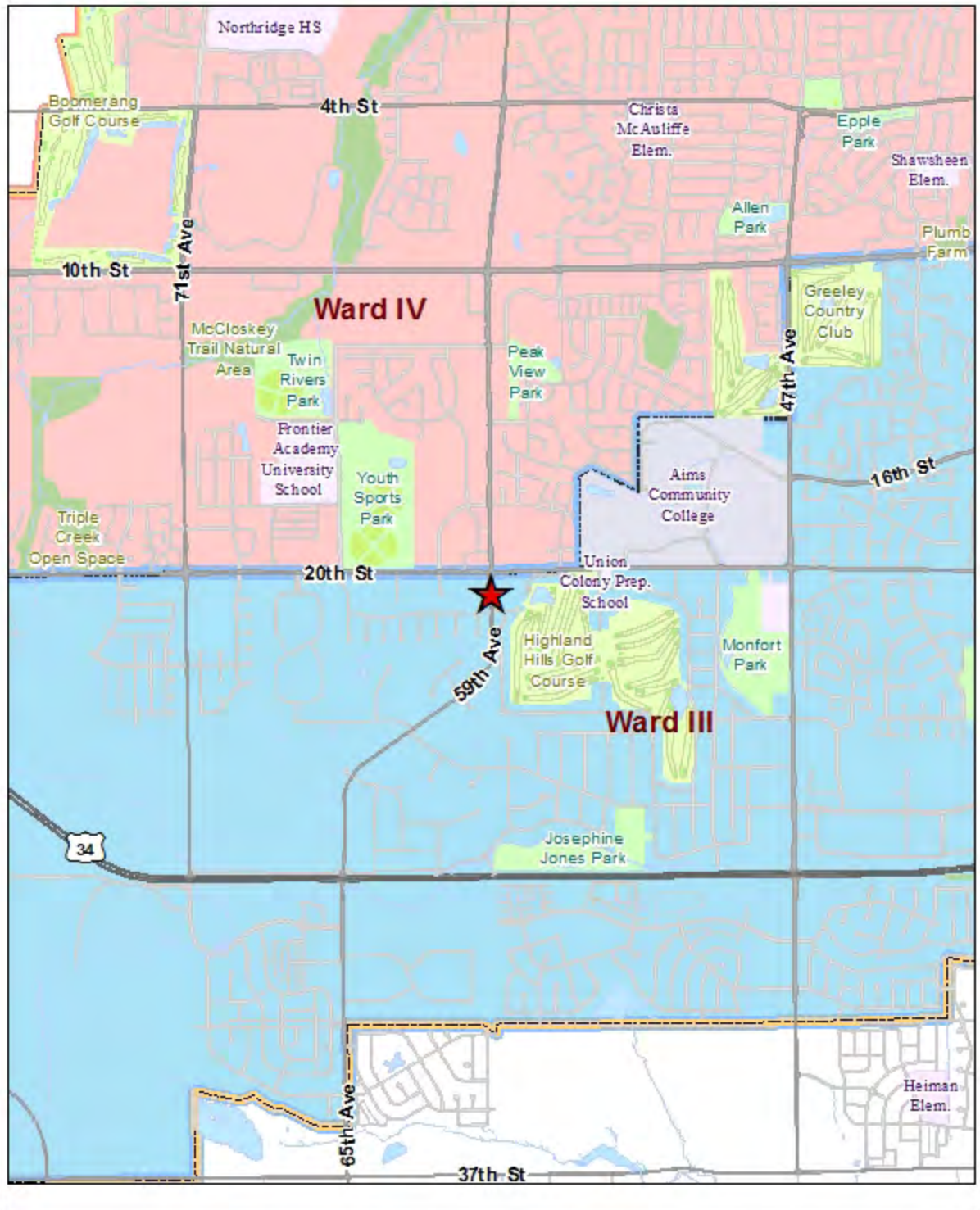
GL Account	Description	2015	2016	2017	2018	2019
Revenue						
4611	Development Fees	757,500	202,000	0	0	0
6304	OT From Food Tax Fund	1,065,500	0	0	0	0
	Total Revenue	1,823,000	202,000	0	0	0
Expense						
8202	Construction	1,726,500	200,000	0	0	0
8214	Legal Publications	1,000	0	0	0	0
8232	Project Management	78,000	0	0	0	0
8240	Testing And Inspection	10,000	0	0	0	0
9303	Public Art Fund	7,500	2,000	0	0	0
	Total Expense	1,823,000	202,000	0	0	0
	Net Total	0	0	0	0	0

Impact on Operating Budget:



Capital Improvement Projects 2014

Project #: 14104



Project Summary

Project Number:	127A	Budget Year:	2015
Project Title:	20th Street Phase I, 71st to 74th Avenue Construction	Council Priority:	Safety- Traffic Safety
Division:	Engineering	Budget Status:	Data Entry
Project Type:	Road Development	Regions:	3- 10 St South/23 Ave West
Year Identified:	2012	Location:	20th Street, 71st to 74th Avenues
Fund:	312 - Road Development	Project Manager:	Rafael Samaniego
Budget Unit #:		Project Status	Funded

Description:

Construction of 20th Street from 71st Avenue to 74th Avenue. New Arterial Street Standards apply to this roadway. This project was proposed to be phased over two years, with design in 2014 and roadway construction in 2015. The estimated construction cost of \$2,020,000 is based on projected 2015 dollars.

Discussion of Progress:

Preliminary design of this roadway from 71st Ave to 83rd Ave was completed in 2014 with plans to construct over several years. This is the first of three sections that will be completed on 20th St. The second section of 20th St from 74th Ave to 79th Ave will be constructed in 2018 (control #127B) and the third section from 79th Ave to 83rd Ave is scheduled to be constructed in 2020 (control #127C) unless additional road development funds become available which would accelerate this construction. Below is a summary of this project:

Cost	#	Year	Location	Phase
\$ 310,272	N/A	2014	20th St, 71st to 83rd Ave	Design
\$2,020,000	127A	2015	20th St, 71st to 74th Ave	Phase I Construction
\$2,050,000	127B	2017-2018	20th St, 74th to 79th Ave	Phase II Construction
\$2,525,000	127C	2019-2020	20th St, 79th to 83rd Ave	Phase III Construction
\$6,905,272			Total Cost	

Justification:

Growth and development along both sides of this road from 71st Ave to 83rd Ave are requiring the upgrade of this roadway from a two-lane county road section to an improved arterial roadway with medians and turn lanes. Additionally, the road condition is very poor with a PQI of 27 and the need for maintenance on this section is great.

Revenue Detail:

The road development fee is imposed by the City for the impact a new development has on city infrastructure.

GL Account	Description	2015	2016	2017	2018	2019
Revenue						
4611	Development Fees	2,020,000	0	0	0	0
	Total Revenue	2,020,000	0	0	0	0
Expense						
8202	Construction	1,628,792	0	0	0	0
8212	Land/Building Cost/Demo	177,000	0	0	0	0
8214	Legal Publications	3,208	0	0	0	0
8228	Printing, Copying	1,000	0	0	0	0
8232	Project Management	150,000	0	0	0	0
8234	Repair/Maint Supplies	20,000	0	0	0	0
8240	Testing And Inspection	20,000	0	0	0	0
9303	Public Art Fund	20,000	0	0	0	0
	Total Expense	2,020,000	0	0	0	0
	Net Total	0	0	0	0	0



Capital Improvement Projects 2014

Project #: 127A



Project Summary

Project Number:	127B	Budget Year:	2015
Project Title:	20th Street Phase II, 74th to 79th Avenues (Construction)	Council Priority:	Safety- Traffic Safety
Division:	Engineering	Budget Status:	Data Entry
Project Type:	Road Development	Regions:	3- 10 St South/23 Ave West
Year Identified:	2012	Location:	20th Street, 74th to 79th Avenues
Fund:	312 - Road Development	Project Manager:	Rafael Samaniego
Budget Unit #:		Project Status	Funded

Description:

Design, ROW acquisition and construction of 20th Street, a 3/4 mile minor arterial street, from 74th Avenue to 83rd Avenue. New Development Standards apply to this roadway.

Discussion of Progress:

Preliminary design of this roadway from 71st Ave to 83rd Ave was done in 2014. This is the second of three sections that will be completed on 20th St and construction is anticipated in 2018 unless additional Road Development impact funds become available sooner. The first section of 20th St from 71st Ave to 74th Ave will be constructed in 2015 (control #127A). The third section from 79th Ave to 83rd Ave is scheduled to be constructed in 2020 (control #127C).

Below is a summary of this project:

Cost	#	Year	Location	Phase
\$ 310,272	N/A	2014	20th St, 71st to 83rd Ave	Design
\$2,020,000	127A	2015	20th St, 71st to 74th Ave	Phase I Construction
\$2,050,000	127B	2017-2018	20th St, 74th to 79th Ave	Phase II Construction
\$2,525,000	127C	2019-2020	20th St, 79th to 83rd Ave	Phase III Construction
\$6,905,272				Total Cost

Justification:

Growth and development along both sides of this road from 71st Ave to 83rd Ave are requiring the upgrade of this roadway from a two-lane county road section to a four lane arterial roadway with medians and turn lanes. Additionally the road condition is very poor with a PQI of 27 and the need for maintenance on this section is great.

Revenue Detail:

The road development fee is imposed by the City for the impact a new development has on city infrastructure.

GL Account	Description	2015	2016	2017	2018	2019
Revenue						
4611	Development Fees	0	0	126,250	2,050,000	0
	Total Revenue	0	0	126,250	2,050,000	0
Expense						
8202	Construction	0	0	0	1,530,000	0
8206	Design Fees	0	0	125,000	0	0
8212	Land/Building Cost/Demo	0	0	0	250,000	0
8214	Legal Publications	0	0	0	1,000	0
8232	Project Management	0	0	0	53,600	0
8236	Soils Investigation	0	0	0	4,800	0
8238	Surveying	0	0	0	17,600	0
8240	Testing And Inspection	0	0	0	48,000	0
9303	Public Art Fund	0	0	1,250	18,750	0
	Total Expense	0	0	126,250	1,923,750	0
	Net Total	0	0	0	126,250	0



Capital Improvement Projects 2014

Project #: 127B



Project Summary

Project Number:	127C	Budget Year:	
Project Title:	20th Street Phase III, 79th to 83rd Avenues (Construction)	Council Priority:	Safety- Traffic Safety
Division:	Engineering	Budget Status:	Data Entry
Project Type:	Road Development	Regions:	3- 10 St South/23 Ave West
Year Identified:	2012	Location:	20th Street, 79th to 83rd Avenues
Fund:	312 - Road Development	Project Manager:	Rafael Samaniego
Budget Unit #:	3120006607340000	Project Status	Unfunded

Description:

Design, ROW acquisition and construction of 20th Street, a 3/4 mile minor arterial street, from 79th Avenue to 83rd Avenue. New Development Standards apply to this roadway. This project is proposed to be phased over three years, with Design/ROW the first year, basic roadway construction the second year, and final landscaping/lighting the third year.

Discussion of Progress:

Preliminary design of this roadway from 71st Ave to 83rd Ave was done in 2014. This is the third and final section that will be completed on 20th St. (Unfunded in 2019 but funding should be available in 2020) The first section of 20th St from 71st Ave to 74th Ave will be constructed in 2015 (control #127A). The second section of 20th St from 74th Ave to 79th Ave will be constructed in 2018 (Additionally see control #127B).

Below is a summary of this project:

Cost	#	Year	Location	Phase
\$ 310,272	N/A	2014	20th St, 71st to 83rd Ave	Design
\$2,020,000	127A	2015	20th St, 71st to 74th Ave	Phase I Construction
\$2,050,000	127B	2017-2018	20th St, 74th to 79th Ave	Phase II Construction
\$2,525,000	127C	2019-2020	20th St, 79th to 83rd Ave	Phase III Construction
\$6,905,272		Total Cost		

Justification:

Growth and development along both sides of this road from 71st Ave to 83rd Ave are requiring the upgrade of this roadway from a two-lane county road section to a four lane arterial roadway with medians and turn lanes. (See 71st to 74th Ave language)

Revenue Detail:

The road development fee is imposed by the City for the impact a new development has on city infrastructure.

GL Account	Description					
Revenue						
4611	Development Fees	0	0	0	0	2,525,000
	Total Revenue	0	0	0	0	2,525,000
Expense						
8202	Construction	0	0	0	0	1,951,200
8206	Design Fees	0	0	0	0	136,000
8212	Land/Building Cost/Demo	0	0	0	0	288,000
8214	Legal Publications	0	0	0	0	800
8232	Project Management	0	0	0	0	53,600
8236	Soils Investigation	0	0	0	0	4,800
8238	Surveying	0	0	0	0	17,600
8240	Testing And Inspection	0	0	0	0	48,000
9303	Public Art Fund	0	0	0	0	25,000
	Total Expense	0	0	0	0	2,525,000
	Net Total	0	0	0	0	0

Project Summary

Project Number:	799	Budget Year:	
Project Title:	71st Ave, 12th St to 20th St	Council Priority:	Safety- Traffic Safety
Division:	Engineering	Budget Status:	Data Entry
Project Type:	Road Development	Regions:	3- 10 St South/23 Ave West
Year Identified:	2012	Location:	71st Ave, 12th St to 20th St
Fund:	312 - Road Development	Project Manager:	Dave Wells
Budget Unit #:	3120006707630000	Project Status	Unfunded

Description:

Widen and pave 71st Avenue between 12th and 20th Streets. The project includes street improvements per 2-lane minor arterial street standards. The project is phased in three years to allow final design and ROW acquisition the first year, the Sheep Draw bridge replacement the 2nd year, and final roadway construction the 3rd year.

Discussion of Progress:

Justification:

In 2010, 71st Avenue was widened to City Standards from 10th Street to 12th Street, in accordance with a development agreement with King Soopers in the Northgate Development. The existing Sheep Draw bridge is undersized for passing major flood water, and the roadway between 12th Street and 20th Street is a rural 2-lane paved road in deteriorated condition and will need to be replaced under a separate project using FASTER funding. The corridor is mostly built out with developments and existing residences on both sides, and the poor road condition needs improvement.

Revenue Detail:

The road development fee is imposed by the City for the impact a new development has on city infrastructure.

GL Account	Description					
Revenue						
4611	Development Fees	0	0	727,200	1,090,800	1,717,000
	Total Revenue	0	0	727,200	1,090,800	1,717,000
Expense						
8202	Construction	0	0	0	900,000	1,300,000
8206	Design Fees	0	0	540,000	0	0
8232	Project Management	0	0	80,000	80,000	150,000
8242	Utility Services	0	0	100,000	100,000	250,000
9303	Public Art Fund	0	0	7,200	10,800	17,000
	Total Expense	0	0	727,200	1,090,800	1,717,000
	Net Total	0	0	0	0	0

Impact on Operating Budget:

Project Summary

Project Number:	882	Budget Year:	
Project Title:	35th Ave Widening, 4th St to "C" St.	Council Priority:	Safety- Traffic Safety
Division:	Engineering	Budget Status:	Data Entry
Project Type:	Road Development	Regions:	4 - 10 St North/23 Ave West
Year Identified:	2012	Location:	35th Ave from 4th St to "C" St.
Fund:	312 - Road Development	Project Manager:	Steve Bagley
Budget Unit #:		Project Status	Unfunded

Description:

This project will widen 35th Avenue from 4th Street north to C Street. The existing roadway is a two lane rural paved road with some right turn lanes. No sidewalks or bike lanes currently exist. The new arterial section will include on-street bike lanes, curb gutter and sidewalks. The project will include landscaped medians. This is assumed to be a three year project for design (2017), ROW acquisition (2018), and construction (2019). The \$2,020,000 estimate is based on 2014 dollars.

Discussion of Progress:

Justification:

The need for safe sidewalks along this corridor is well established and has been requested over the years. Many school children walk along this corridor. Both sides of this roadway corridor have been developed. The road is also in poor condition.

Revenue Detail:

The road development fee is imposed by the City for the impact a new development has on city infrastructure.

GL Account	Description					
Revenue						
4611	Development Fees	0	0	202,000	303,000	1,515,000
	Total Revenue	0	0	202,000	303,000	1,515,000
Expense						
8202	Construction	0	0	0	0	1,339,000
8212	Land/Building Cost/Demo	0	0	180,000	269,000	20,000
8214	Legal Publications	0	0	500	500	500
8228	Printing, Copying	0	0	500	500	500
8232	Project Management	0	0	19,000	10,000	70,000
8240	Testing And Inspection	0	0	0	0	70,000
8242	Utility Services	0	0	0	20,000	0
9303	Public Art Fund	0	0	2,000	3,000	15,000
	Total Expense	0	0	202,000	303,000	1,515,000
	Net Total	0	0	0	0	0

Impact on Operating Budget:

Project Summary

Project Number:	793	Budget Year:	
Project Title:	23rd Ave, 4th to C St, Preliminary Design	Council Priority:	Safety- Traffic Safety
Division:	Engineering	Budget Status:	Data Entry
Project Type:	Road Development	Regions:	0 - Multiple Wards
Year Identified:	2012	Location:	23rd Ave, 4th to C St
Fund:	312 - Road Development	Project Manager:	Rafael Samaniego
Budget Unit #:		Project Status	Unfunded

Description:

23rd Avenue north of 4th Street is an arterial corridor but may not warrant the standard 4-lane arterial street design cross section. Pedestrian facilities needed along this corridor, and the existing street lacks auxiliary lanes. The pavement was overlaid in 2012 so it will be in need of major maintenance again in 10+ years. The preliminary design will set the stage for planning/scheduling widening, pedestrian and drainage improvements. An estimated preliminary design cost of \$202,000 is based on 2014 dollars.

Discussion of Progress:

Justification:

A preliminary design for this corridor is needed to establish roadway cross section(s), turn lane needs, number of lanes, storm drainage needs, ROW needs, etc. Storm drainage concerns have been identified that warrant special analysis concerning collection, outfall routing, and water quality needs. The existing pavement is in poor condition, so future design scoping is needed to identify pavement reconstruction options.

Revenue Detail:

The road development fee is imposed by the City for the impact a new development has on city infrastructure.

GL Account	Description					
Revenue						
4611	Development Fees	0	0	0	0	202,000
	Total Revenue	0	0	0	0	202,000
Expense						
8206	Design Fees	0	0	0	0	184,000
8232	Project Management	0	0	0	0	11,500
8236	Soils Investigation	0	0	0	0	4,500
9303	Public Art Fund	0	0	0	0	2,000
	Total Expense	0	0	0	0	202,000
	Net Total	0	0	0	0	0

Impact on Operating Budget:

Project Summary

Project Number:	406	Budget Year:	
Project Title:	4th Street, 23rd to 30th Ave	Council Priority:	Safety- Traffic Safety
Division:	Engineering	Budget Status:	Data Entry
Project Type:	Road Development	Regions:	4 - 10 St North/23 Ave West
Year Identified:	2012	Location:	4th Street, 23rd to 30th Ave
Fund:	312 - Road Development	Project Manager:	Steve Bagley
Budget Unit #:		Project Status	Unfunded

Description:

Upgrade and reconstruct 4th St from 23rd Ave to 30th Ave (3,600 ft). 4th St was widened and constructed as a three lane section with on-street bike lanes from 30th Ave to 23rd Ave. The section between 23rd Ave and 26th Ave. Ct. lacks pedestrian facilities and curbs on both sides of the street. From 26th Ave. Ct. to 30th Ave., curbs and sidewalks are missing on the north side. Design cost estimated at \$250,000, and construction cost estimated at \$1.77M, based on 2014 dollars.

Discussion of Progress:

Justification:

Existing roadway does not meet standards and is missing sidewalks and curb and gutter in many areas. This road need additional lanes to accommodate turning movements and traffic. Sidewalks and bike lanes are needed to accommodate pedestrians safely.

Revenue Detail:

The road development fee is imposed by the City for the impact a new development has on city infrastructure.

GL Account	Description					
Revenue						
4611	Development Fees	0	0	0	252,500	1,767,500
	Total Revenue	0	0	0	252,500	1,767,500
Expense						
8202	Construction	0	0	0	0	1,580,000
8206	Design Fees	0	0	0	219,000	0
8214	Legal Publications	0	0	0	500	500
8228	Printing, Copying	0	0	0	500	500
8232	Project Management	0	0	0	24,000	60,000
8236	Soils Investigation	0	0	0	6,000	0
8238	Surveying	0	0	0	0	25,000
8240	Testing And Inspection	0	0	0	0	49,000
8242	Utility Services	0	0	0	0	35,000
9303	Public Art Fund	0	0	0	2,500	17,500
	Total Expense	0	0	0	252,500	1,767,500
	Net Total	0	0	0	0	0

Impact on Operating Budget:

2015-2019 Five Year Plan

Park Development - Fund 314

	2013 Actual	2014 Revised Budget	2015	2016	2017	2018	2019	TOTAL 2015-2019
Beginning Available Cash Balance	\$ 1,327,243	\$ -	\$ 55,000	\$ 55,000	\$ 55,000	\$ 55,000	\$ 55,000	
Revenue								
4611 - Development Fees - Community Parks	597,645	85,000	700,000	700,000	707,000	707,000	714,070	3,528,070
4611 - Development Fees - Neighborhood Parks West	350,869	20,000	85,000	85,000	85,850	85,850	86,709	428,409
4611 - Development Fees - Neighborhood Parks East	13,248	15,000	15,000	15,000	15,150	15,150	15,301	75,601
5612-5621 - Investment Earnings	1,476	5,000	-	-	-	-	-	-
Total Revenue	\$ 963,238	\$ 125,000	\$ 800,000	\$ 800,000	\$ 808,000	\$ 808,000	\$ 816,080	\$ 4,032,080
Expenditures								
Miscellaneous	1,201	-	-	-	-	-	-	-
AUTO - 361 - Bittersweet Basketball Court	-	70,000	-	-	-	-	-	-
AUTO - 438 - Fund 314 Expenditures (Transfer Out to Quality of Life)	2,289,280	-	800,000	800,000	808,000	808,000	816,080	4,032,080
Total Expenditures	2,290,481	70,000	\$ 800,000	\$ 800,000	\$ 808,000	\$ 808,000	\$ 816,080	\$ 4,032,080
Ending Available Cash Balance	\$ -	\$ 55,000	\$ 55,000	\$ 55,000	\$ 55,000	\$ 55,000	\$ 55,000	

Priority Order	Future Projects	Future Total
2	73 - Island Grove Pond Development	1,019,500
	Total Future Projects	\$ 1,019,500

Project Summary

Project Number:	73	Budget Year:	
Project Title:	Island Grove Pond Development	Council Priority:	Image-Quality of Life
Division:	Island Grove	Budget Status:	Data Entry
Project Type:	Parks/Recreation	Regions:	1- 16 St North/35 Ave East
Year Identified:	2012	Location:	Island Grove Park 501 North 14th Avenue
Fund:	314 - Park Development	Project Manager:	Tom Welch
Budget Unit #:		Project Status	Unfunded

Description:

Development of an eight acre lake located west of the Exhibition Building for fishing, boating and model boating, concrete trail, camping sites and picnic shelter. Will not happen until Bucklen Equipment completes mining operation in 2012 or 2013.

Discussion of Progress:

Justification:

Part of the Island Grove Master Plan focuses on the vision of the City, County, and Island Grove users to create a plan for facilities to meet current and future needs for the community to hold public and private events.

Revenue Detail:

GL Account	Description					
Expense						
8202	Construction	0	0	0	0	689,500
8206	Design Fees	0	0	0	0	145,000
8216	Miscellaneous	0	0	0	0	2,000
8218	Miscellaneous Design	0	0	0	0	5,000
8226	Permits, Fees, Etc	0	0	0	0	7,000
8232	Project Management	0	0	0	0	60,000
8236	Soils Investigation	0	0	0	0	6,000
8238	Surveying	0	0	0	0	10,000
8240	Testing And Inspection	0	0	0	0	5,000
8242	Utility Services	0	0	0	0	80,000
9301	Public Improvement Fund	0	0	0	0	10,000
	Total Expense	0	0	0	0	1,019,500

Impact on Operating Budget:



2015-2019 Five Year Plan

Trail Development - Fund 316

	2013 Actual	2014 Revised Budget	2015	2016	2017	2018	2019	TOTAL 2015-2019
Beginning Available Cash Balance	\$ 311,966	\$ 370,225	\$ 343,295	\$ 298,352	\$ 321,192	\$ 344,845	\$ 1,713	
Revenue								
4611 - Development Fees	58,827	20,000	20,000	20,800	21,592	22,024	22,464	106,880
5612-5621 - Investments Earnings	-	2,000	2,020	2,040	2,061	2,081	2,102	10,304
Total Revenue	\$ 58,827	\$ 22,000	\$ 22,020	\$ 22,840	\$ 23,653	\$ 24,105	\$ 24,566	\$ 117,184
Expenditures								
Miscellaneous	569	-	-	-	-	-	-	-
800 - Broadview Acres Trail Phase Two and Three	-	48,930	66,963	-	-	367,236	-	434,199
Total Expenditures	\$ 569	\$ 48,930	\$ 66,963	\$ -	\$ -	\$ 367,236	\$ -	\$ 434,199
Ending Available Cash Balance								
	\$ 370,225	\$ 343,295	\$ 298,352	\$ 321,192	\$ 344,845	\$ 1,713	\$ 26,280	
Future Projects								
1	532 - Sheepdraw Trail Spur South Through Triple Creek Open Space							250,000
2	533 - Sheepdraw Trail Spur North of 20th Street in Mountain Vista							211,595
	Total Future Projects							\$ 461,595

Project Summary

Project Number:	800	Budget Year:	2015
Project Title:	Broadview Acres Trail Phase Two and Three	Council Priority:	Image-Healthy Neighborhoods
Division:	Parks	Budget Status:	Data Entry
Project Type:	Parks/Recreation	Regions:	4 - 10 St North/23 Ave West
Year Identified:	2012	Location:	
Fund:	316 - Trails Development	Project Manager:	Sarah Boyd
Budget Unit #:	3160006007930000	Project Status	Funded

Description:

This project will encompass right of way acquisition and construction for phases II and III of the Broadview Acres Trail. Phase II is approximately 0.2 miles and will connect the trail from 4th Street to Madison Elementary along the west side of the No.3 ditch. Phase III is 0.6 miles and will connect from 35th Avenue at the Fire Station No.3 west along the north side of the No.3 ditch to the existing Larson Ditch Trail.

Discussion of Progress:

Design will be completed in 2014.

Justification:

This project will serve as a continuation of Broadview Acres Trail on both the east and west ends to provide connectivity to the Larson Trail. Phase II serves to provide safe access to Madison Elementary from 4th Street. The continuation to the west will provide the final connection to the Larson Ditch Trail and provide 2.2 consecutive miles of inner city trail access. Connection to the Poudre Trail will still need to be done with a future phase of the Larson Trail north of F Street. Due to limited funding availability in the Trail Development Fund this project will need grant funding in order to be completed in 2016.

Revenue Detail:

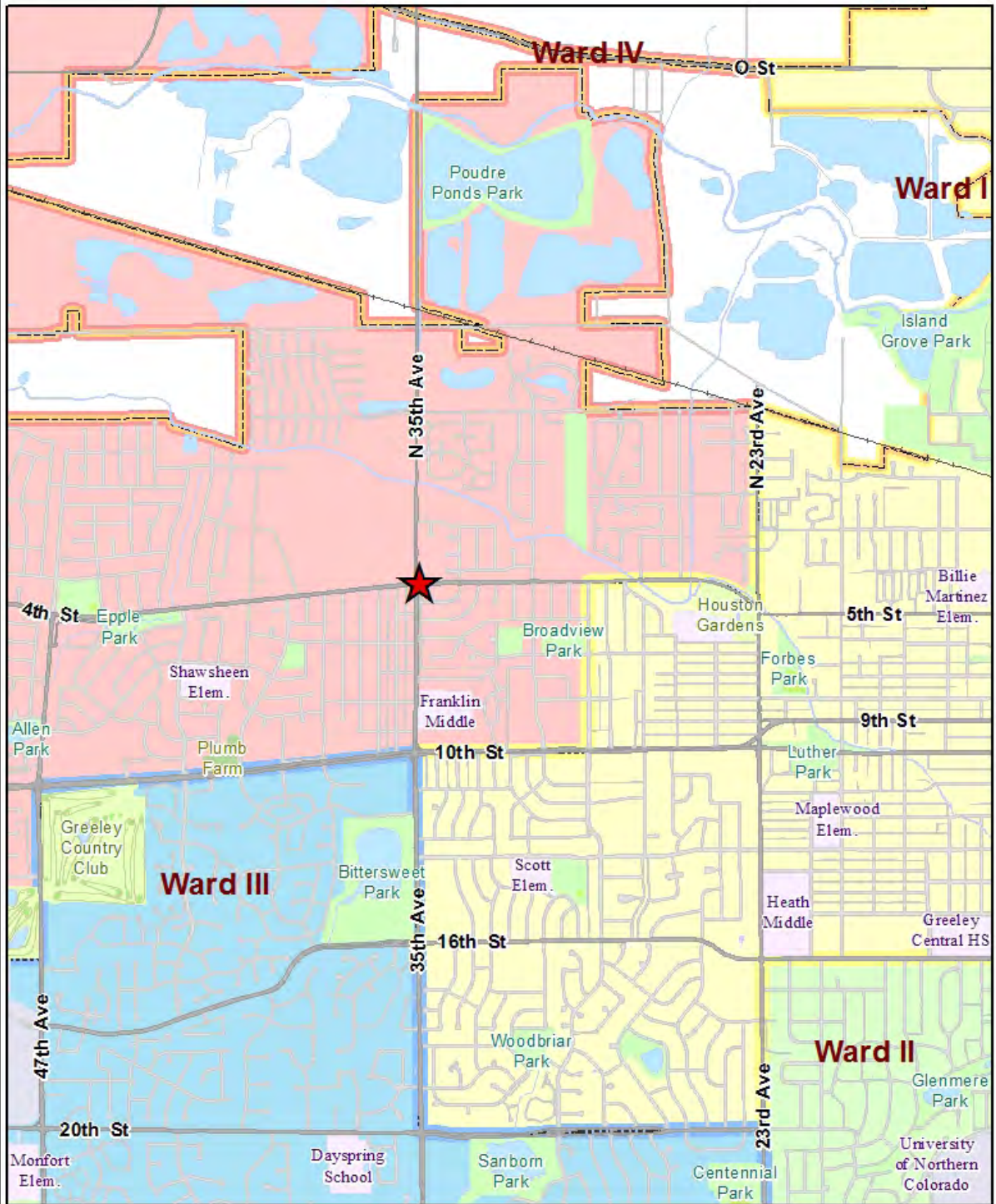
GL Account	Description	2015	2016	2017	2018	2019
Revenue						
4611	Development Fees	66,963	0	0	367,236	0
	Total Revenue	66,963	0	0	367,236	0
Expense						
8202	Construction	0	0	0	355,000	0
8206	Design Fees	50,000	0	0	0	0
8214	Legal Publications	0	0	0	300	0
8226	Permits,Fees, Etc	300	0	0	300	0
8229	Professional Services	3,000	0	0	5,000	0
8232	Project Management	3,000	0	0	3,000	0
8236	Soils Investigation	10,000	0	0	0	0
9303	Public Art Fund	663	0	0	3,636	0
	Total Expense	66,963	0	0	367,236	0
	Net Total	0	0	0	0	0

Impact on Operating Budget:



Capital Improvement Projects 2014

Project #: 800



Project Summary

Project Number:	532	Budget Year:	
Project Title:	Sheepdraw Trail Spur South Through Triple Creek Open Space	Council Priority:	Image-Healthy Neighborhoods
Division:	Parks	Budget Status:	Data Entry
Project Type:	Parks/Recreation	Regions:	
Year Identified:	2012	Location:	Sheepdraw Trail Spur South Through Triple Creek Open Space at 20th Street between 71st Avenue and 83rd Avenue
Fund:	316 - Trails Development	Project Manager:	Sarah Boyd
Budget Unit #:		Project Status	Unfunded

Description:

Construction of approximately 2,005 linear feet of a neighborhood connection to the Sheep Draw Trail. This section connects to the Sheep Draw Trail on the northern end of this spur and proceeds south following the natural drainage channel of the Triple Creek Open Space. The southern end of the project will connect to trail section as described in control number 533 in the Mountain Vista subdivision.

Discussion of Progress:

Justification:

To provide community connectivity to the Sheep Draw Trail and eventually the Poudre Trail per the parks and trails master plan.

Revenue Detail:

GL Account	Description					
Revenue						
4611	Development Fees	0	0	0	0	250,000
	Total Revenue	0	0	0	0	250,000
Expense						
8202	Construction	0	0	0	0	220,000
8206	Design Fees	0	0	0	0	16,513
8214	Legal Publications	0	0	0	0	150
8226	Permits, Fees, Etc	0	0	0	0	174
8228	Printing, Copying	0	0	0	0	150
8232	Project Management	0	0	0	0	9,615
8240	Testing And Inspection	0	0	0	0	923
9301	Public Improvement Fund	0	0	0	0	2,475
	Total Expense	0	0	0	0	250,000
	Net Total	0	0	0	0	0

Impact on Operating Budget:

Project Summary

Project Number:	533	Budget Year:	
Project Title:	Sheepdraw Trail Spur North of 20th St in Mountain Vista	Council Priority:	Image-Healthy Neighborhoods
Division:	Parks	Budget Status:	Data Entry
Project Type:	Parks/Recreation	Regions:	0 - Multiple Wards
Year Identified:	2012	Location:	Sheepdraw Trail Spur north of 20th St in Mountain Vista between 71st Avenue and 83rd Avenue
Fund:	316 - Trails Development	Project Manager:	Sarah Boyd
Budget Unit #:		Project Status	Unfunded

Description:

Construction of approximately 1,737 linear feet of a neighborhood connection to the Sheep Draw Trail. This section connects 20th Street north to the Triple Creek Open space and is located in the Mountain Vista subdivision between 71st Avenue and 83rd Avenue.

Discussion of Progress:

Justification:

To provide community connectivity to the Sheep Draw Trail and eventually the Poudre Trail per the parks and trails master plan.

Revenue Detail:

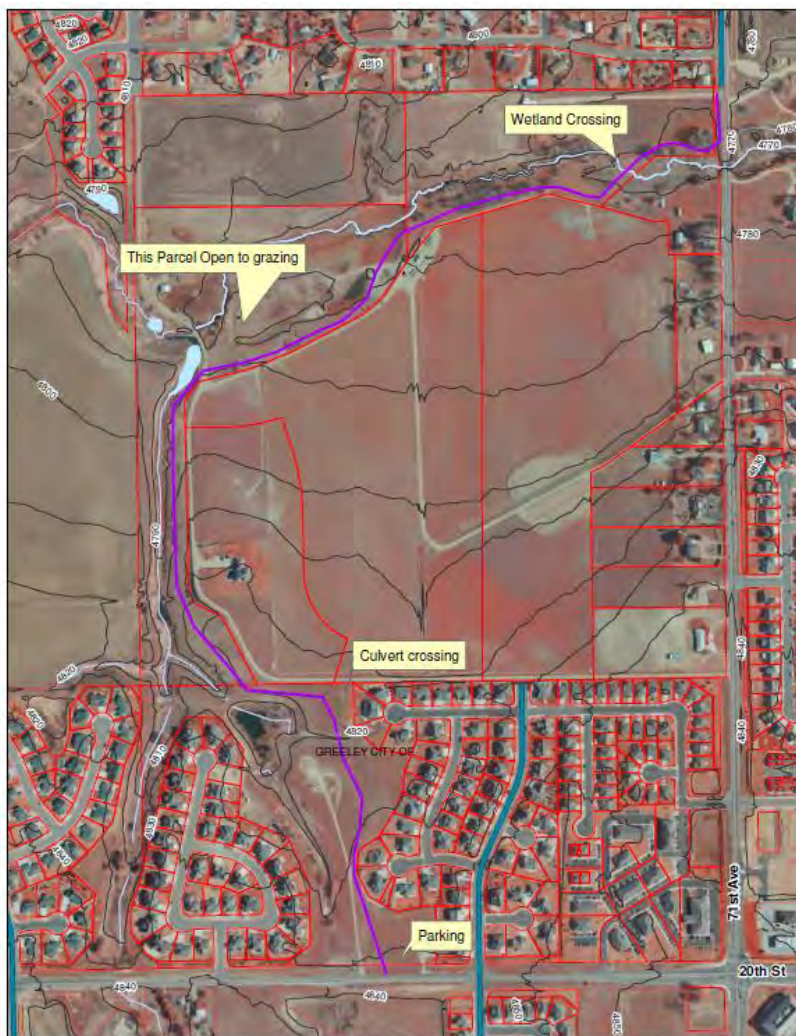
GL Account	Description					
Revenue						
4611	Development Fees	0	0	0	0	211,595
	Total Revenue	0	0	0	0	211,595
Expense						
8202	Construction	0	0	0	0	180,000
8206	Design Fees	0	0	0	0	18,000
8214	Legal Publications	0	0	0	0	150
8226	Permits, Fees, Etc	0	0	0	0	200
8228	Printing, Copying	0	0	0	0	150
8232	Project Management	0	0	0	0	10,000
8240	Testing And Inspection	0	0	0	0	1,000
9301	Public Improvement Fund	0	0	0	0	2,095
	Total Expense	0	0	0	0	211,595
	Net Total	0	0	0	0	0

Impact on Operating Budget:



FUND 318

QUALITY OF LIFE



2015-2019 Five Year Plan

Quality of Life - Fund 318

	2013 Actual	2014 Revised Budget	2015	2016	2017	2018	2019	TOTAL 2015-2019
Beginning Available Cash Balance	\$ 3,441,445	\$ 6,664,785	\$ 6,145,007	\$ 4,145,652	\$ 2,540,310	\$ (1,516,358)	\$ (2,433,495)	

Revenue								
AUTO - 335 - Fund 318 Revenues								
4322 - State Pass Through	15,005	256,000	-	-	-	-	-	-
5612-5621 Investment Earnings	-	12,000	-	-	-	-	-	-
6001 - General Fund	-	222,000	766,737	611,263	-	-	-	1,378,000
6106 - Sales and Use Tax	4,755,488	4,443,713	5,181,003	5,405,966	4,900,058	4,983,624	5,065,923	25,536,574
6314 - Park Development	2,289,280	800,000	800,000	800,000	808,000	808,000	816,080	4,032,080
5715 - Community Development Block Grant	219,278	676,154	350,000	350,000	350,000	350,000	350,000	1,400,000
Total Revenue	\$ 7,279,051	\$ 6,409,867	\$ 7,097,740	\$ 7,167,229	\$ 6,058,058	\$ 6,141,624	\$ 5,882,003	\$ 32,346,654

Page Number	Expenditures							
	Miscellaneous	10,153	-	-	-	-	-	-
	AUTO - 352 - Fund 318 Expenditures: Transfers to General Fund (Museums)	129,261	137,494	154,357	154,833	145,995	148,427	150,870
	AUTO - 352 - Fund 318 Expenditures: Transfers to General Fund (Parks)	281,662	292,044	321,857	333,931	322,869	333,584	344,533
	Debt Service	2,460,200	2,456,300	2,459,700	2,465,100	2,461,750	2,471,750	2,474,650
	Homestead Neighborhood Park	753,205	13,173	-	-	-	-	-
	318 - Sheepdraw Community Park - 107th Av south of 10th St West of 71st	-	814,950	-	-	-	-	-
	523 - Sheep Draw Trail Triple Creek Area	4,769	25,900	-	-	-	-	-
	521 - Sheep Draw Trail West 71 Av	3,068	481,553	-	-	-	-	-
	572 - Sheepdraw C St to Poudre Trail	55,183	379,025	-	-	-	-	-
	749 - Poudre Trail Head Improvements	-	70,700	-	-	-	-	-
	878 - Signage University District	6,000	50,234	-	-	-	-	-
	317 - Sunrise Arch/Parking Lot	468	382,832	-	-	-	-	-
5	113 - Youth Sports Complex	-	-	120,000	3,000,000	-	-	-
8	320 - East Greeley Fishing Pond (1st Ave & 35th St)	4,750	400,000	-	-	80,000	1,225,000	-
10	517 - Sheepdraw Trail Boomerang Ranch Area	-	-	40,000	370,000	-	-	-
12	520 - Sheepdraw Trail Mountain Shadows to Pebble Brook	-	-	-	50,000	-	-	-
14	522 - Sheepdraw Trail North Along 83rd Ave Bridge	-	-	-	-	-	80,000	-
16	801 - Northridge Estates Neighborhood Park and Trailhead	-	-	-	-	-	100,000	1,475,000
19	875 - 8th Ave Improvements Plan (Entryway & Blvd Treatments)	346,992	1,425,440	1,472,181	1,316,707	649,112	350,000	-
22	889 - 71st Av & Sheepdraw Neigh Pk- South of 10th St West of 71st Av	-	-	300,000	-	-	100,000	-
24	2180 - Greeley West Community Enhancements	-	-	-	-	4,575,000	-	-
26	2181 - District Six Stadium	-	-	1,000,000	-	-	-	-
28	2182 - District Six Soccer	-	-	1,000,000	-	-	-	-
30	93 - Forbes Field Phase II	-	-	209,000	-	-	-	-
32	888 - Twin Rivers shade structures	-	-	120,000	-	-	-	-
34	2169 - Woodbriar shelter/restroom	-	-	-	335,000	-	-	-
36	2170 - Bittersweet Park - concrete walk south of lake	-	-	110,000	-	-	-	-
38	2172 - Sherwood Park - shelter/restroom	-	-	325,000	-	-	-	-
40	2173 - Island Grove - synthetic turf	-	-	-	100,000	1,100,000	-	-

42	2174 - Westmoor - shelter/restrooms	-	-	-	-	330,000	-	-	330,000
44	2177 - Broadview - shelter/restroom	-	-	-	-	-	-	330,000	330,000
46	2175 - Bittersweet Park - pedestrian lighting	-	-	65,000	-	-	-	-	65,000
48	2178 - Glenmere - lighting around park	-	-	-	422,000	-	-	-	422,000
50	2176 - Skate Park	-	-	-	-	-	1,800,000	-	1,800,000
52	2171 - Parks/trails/natural areas signage	-	-	300,000	-	-	-	-	300,000
54	2179 - Playground Replacement-East Memorial	-	-	225,000	-	-	-	-	225,000
56	14002- Playground Replacement-Sherwood/Scott Elem School	-	-	175,000	-	-	-	-	175,000
58	14003- Playground Replacement-WoodBriar	-	-	-	225,000	-	-	-	225,000
60	14004- Playground Replacement-Glenmere	-	-	-	-	225,000	-	-	225,000
62	14005- Playground Replacement-Westmoor	-	-	-	-	225,000	-	-	225,000
64	14039- Playground Replacement-Sunrise	-	-	-	-	-	225,000	-	225,000
66	14040- Playground Replacement-Kiwanis	-	-	-	-	-	225,000	-	225,000
68	14041- Playground Replacement-Broadview	-	-	-	-	-	-	225,000	225,000
70	14043 - Playground Replacement-Anna Gimmestad	-	-	-	-	-	-	225,000	225,000
72	14038 - Aven's Village @ IG playground	-	-	700,000	-	-	-	-	700,000
Total Expenditures		\$ 4,055,711	\$ 6,929,645	\$ 9,097,095	\$ 8,772,571	\$ 10,114,726	\$ 7,058,761	\$ 5,225,053	\$ 40,268,206

Ending Available Cash Balance	\$ 6,664,785	\$ 6,145,007	\$ 4,145,652	\$ 2,540,310	\$ (1,516,358)	\$ (2,433,495)	\$ (1,776,545)
--------------------------------------	---------------------	---------------------	---------------------	---------------------	-----------------------	-----------------------	-----------------------

Priority Order	Future Projects	Funded Future Total
1	524 - Sheepdraw Trail Pebble Brook Northwest to 95th Avenue	210,000
2	893 - Design Build Neighborhood Park - Promontory	1,575,000
3	14044 - Playground Replacement-Brentwood	225,000
4	14046 - Playground Replacement-Sanborn	225,000
5	14047 - Playground Replacement-Farr	225,000
6	14049 - Playground Replacement-Peakview	225,000
7	14050 - Playground Replacement-Pheasant Run	225,000
8	14051 - Playground Replacement-Coyote Run	225,000
9	14052 - Playground Replacement - Greeley West	225,000
Total Funded Future Projects		\$ 3,360,000

Priority Order	Unfunded Projects	Unfunded Total
1	144 - Community Park Acquisition East of 85 Highway Formerly Dill Farm (District 1)	7,600,000
2	154 - Community Park North of 10th Street West of 71st Avenue	7,600,000
3	219 - Community Park North of 10th Street East of 71st Avenue at 35th Avenue	7,600,000
4	319 - Sheepdraw Community Park - 107th Avenue South of 10th Street West of 71st Avenue	6,600,000
5	369 - Community Park - South of 10th Street West of 71st Avenue	7,600,000
Total Unfunded Projects		\$ 37,000,000

Project Summary

Project Number:	113	Budget Year:	2015
Project Title:	Youth Sports Complex	Council Priority:	Image-Quality of Life
Division:	Parks	Budget Status:	Data Entry
Project Type:	Parks/Recreation	Regions:	3- 10 St South/23 Ave West
Year Identified:	2012	Location:	Island Grove Park 501 North 14th Avenue
Fund:	318 - Quality of Life	Project Manager:	Sarah Boyd
Budget Unit #:		Project Status	Funded

Description:

This project will provide funding to address identified needs and a re-visited and renewed Master Plan to be completed in 2015 with projected construction in 2016. Funding will address the fourplex/practice fields on the north end of the site with identified needs, parking improvements, softball needs, and other needs. In order for this park to continue to be a premier ball facility and reach its goals of attracting Triple Crown tournaments and play, improvements and expansion will be made.

Discussion of Progress:

N/A

Justification:

This project will provide funding to address identified needs and a re-visited and renewed Master Plan to be completed in 2015 with projected construction in 2016. Funding will address the fourplex/practice fields on the north end of the site with identified needs, parking improvements, softball needs, and other needs. In order for this park to continue to be a premier ball facility and reach its goals of attracting Triple Crown tournaments and play, improvements and expansion will be made.

Revenue Detail:

GL Account	Description	2015	2016	2017	2018	2019
Revenue						
6106	OT From Sales And Use Tax	120,000	3,000,000	0	0	0
	Total Revenue	120,000	3,000,000	0	0	0
Expense						
8202	Construction	0	2,734,900	0	0	0
8204	Contingency	0	109,500	0	0	0
8206	Design Fees	120,000	0	0	0	0
8214	Legal Publications	0	300	0	0	0
8226	Permits,Fees, Etc	0	500	0	0	0
8228	Printing, Copying	0	300	0	0	0
8232	Project Management	0	150,000	0	0	0
8236	Soils Investigation	0	1,500	0	0	0
8238	Surveying	0	3,000	0	0	0
	Total Expense	120,000	3,000,000	0	0	0
	Net Total	0	0	0	0	0

Impact on Operating Budget:

Project Summary

7112- Salaries & Wages-Seasonal 80 hrs x 12 pay periods x \$9.00 per hr \$8,640.00

7122-Overtime Seasonal 16 Tournaments x 2 hrs per x \$13.50 \$432.00

7117 Worker Comp/Seasonal \$8,640.00 x .0575 \$496.80

7232 FICA \$8,640.00 x .0765 \$660.96

7321 -Medical chemical 3 apps x 300 \$900.00

7329-other operating supplies bases, home plates, pitching rubbers for four fields \$1,700.00

7344-General Maintenance restroom supplies, trash bags, nuts, bolts, trash cans, infield mixes \$1,500.00

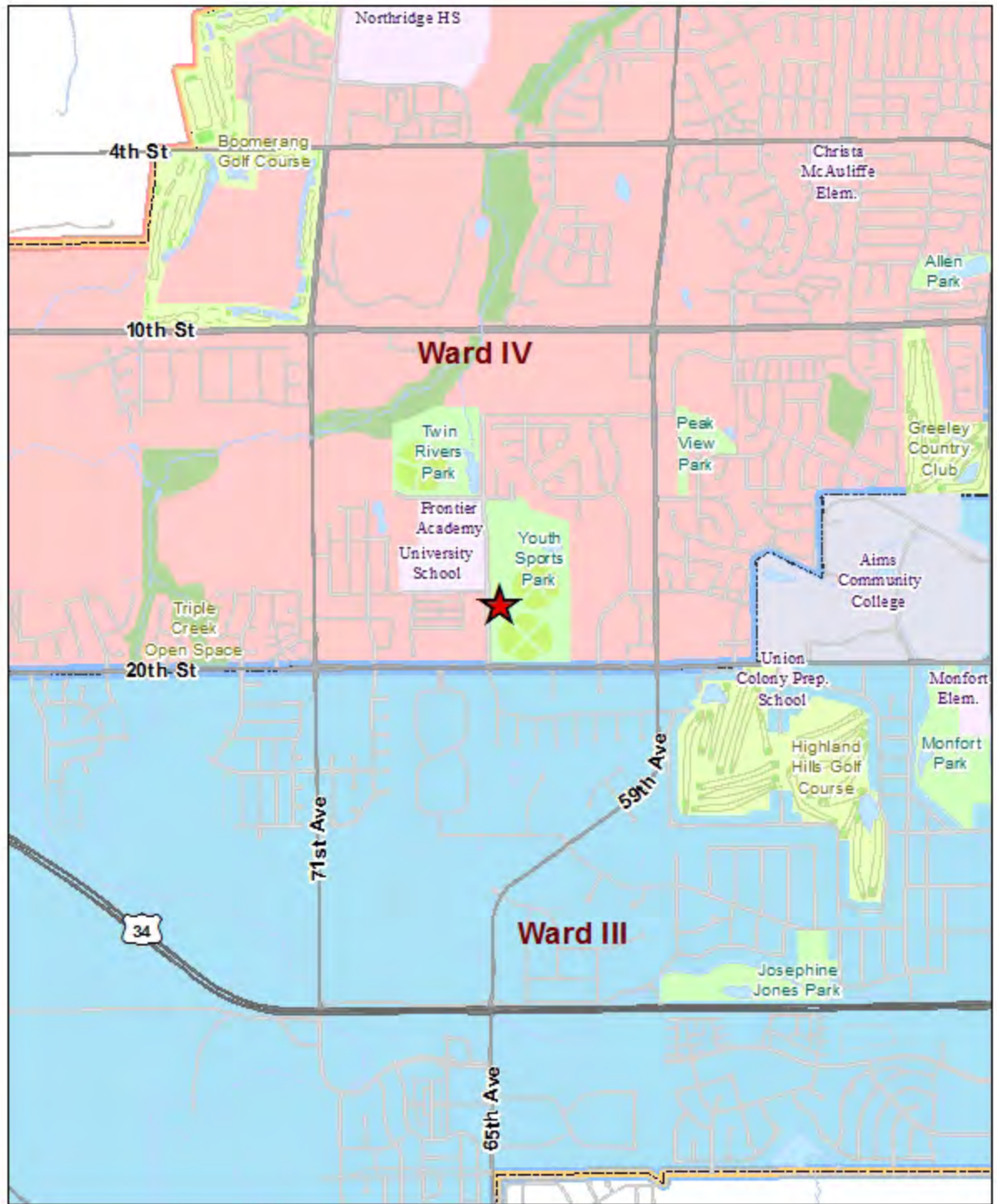
7441-Electricity for parking lot lights (12 month) \$4,800.00

\$19,129.76 This will be an annual cost.



Capital Improvement Projects 2014

Project #: 113



Project Summary

Project Number:	AUTO - 320	Budget Year:	2015
Project Title:	East Greeley Fishing Pond (1st Ave & 35th St)	Council Priority:	Image-Quality of Life
Division:	Parks	Budget Status:	Data Entry
Project Type:	Parks/Recreation	Regions:	0 - Multiple Wards
Year Identified:	2012	Location:	
Fund:	318 - Quality of Life	Project Manager:	Sarah Boyd
Budget Unit #:		Project Status	Funded

Description:

This funding will support the development and construction of an East Greeley fishing pond. City of Greeley already owns a 15 acre property with five acres of surface water for development of this project. The concept will be to develop access off of 1st Avenue with off-street parking, fishing access points, possible ADA access pier, improved fish habitat and landscaping (native) on site. Irrigation is not planned but may be added for streetscape and minimal parking lot improvements. Lighting to be determined based on access. First year budget: design Second year budget: construction Development would be consistent with the City of Greeley Parks and Trails Master Plan.

Discussion of Progress:

An adjacent property (Ness) is currently (2013) being considered for expansion of this site.

Justification:

Public Works currently owns the water and land at 1st Ave/31st Street. This project will add to the "fishing is fun" concept while providing much needed park and recreation opportunities in the area. Development is in support of the City of Greeley Parks and Trails Master Plan.

Revenue Detail:

GL Account	Description	2015	2016	2017	2018	2019
Revenue						
6314	OT from Parks Development	0	0	80,000	1,225,000	0
	Total Revenue	0	0	80,000	1,225,000	0
Expense						
8202	Construction	0	0	80,000	1,025,000	0
8214	Legal Publications	0	0	0	200,000	0
	Total Expense	0	0	80,000	1,225,000	0
	Net Total	0	0	0	0	0

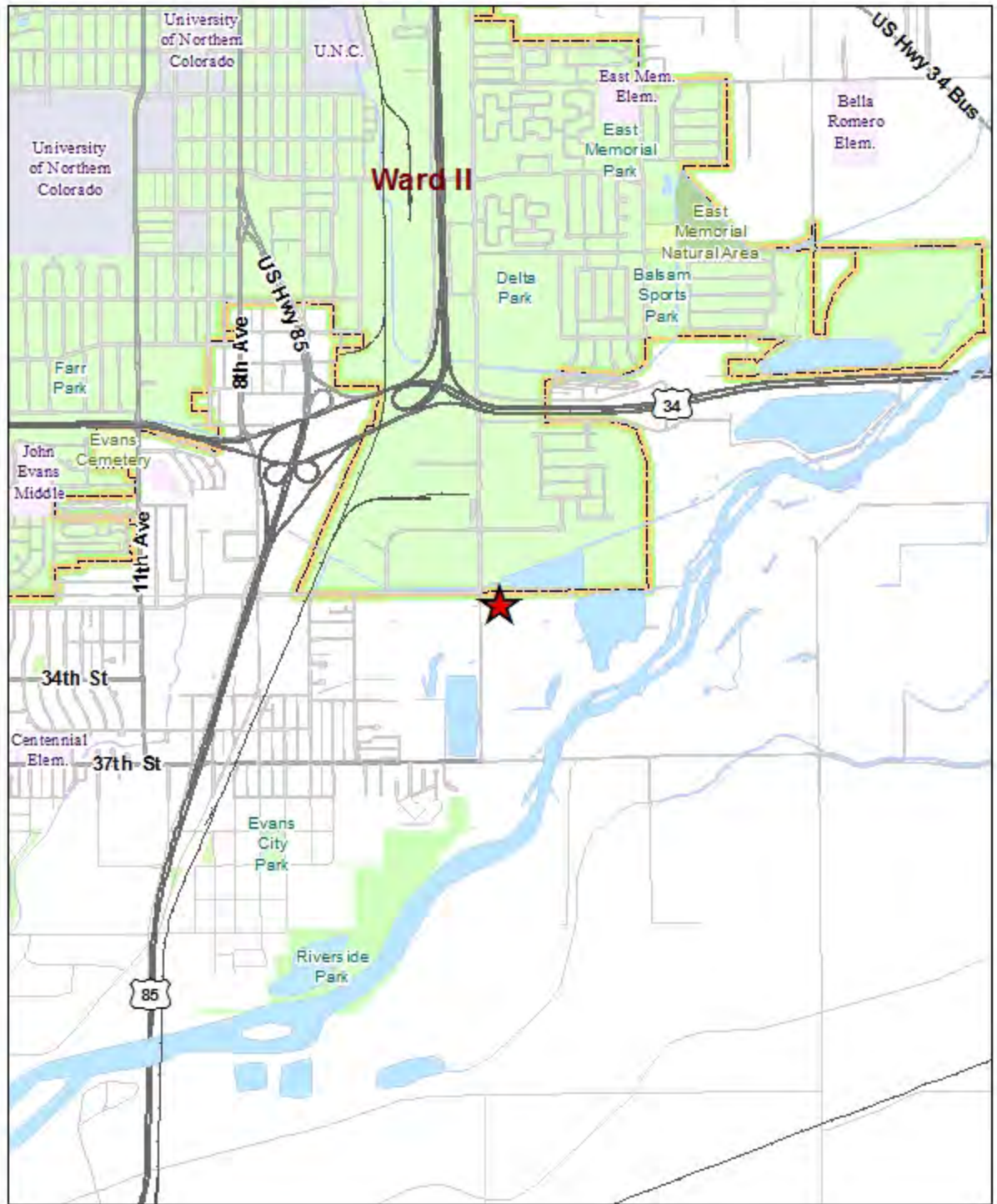
Impact on Operating Budget:

Maintenance & operations cost would be \$21,260 (\$2,126/acre). This is an annual cost.



Capital Improvement Projects 2014

Project #: 320



Project Summary

Project Number:	517	Budget Year:	2015
Project Title:	Sheepdraw Trail Boomerang Ranch Area	Council Priority:	Image-Quality of Life
Division:	Parks	Budget Status:	Data Entry
Project Type:	Parks/Recreation	Regions:	
Year Identified:	2012	Location:	
Fund:	318 - Quality of Life	Project Manager:	Sarah Boyd
Budget Unit #:	3180006007920000	Project Status	Funded

Description:

Construction of approximately 3,450 linear feet of the Sheep Draw trail, including a pedestrian bridge. Starting at the West property line of the City of Greeley Triple Creek Open Space property and proceeding West to 83rd Avenue, approximately paralleling the Sheepdraw channel. The trail will then cross the Sheepdraw channel and connect to the existing underpass on the south side of the 83rd Avenue bridge. This section connects to the section described by Control Number 523 on the west.

Discussion of Progress:

Discussions with the developer of Boomerang Ranch area are continuing as to the requirement of trail easement(s) along the Sheepdraw between the eastern property boundary of the development and 83rd Avenue. The developer is proposing single family lots as well as on-site drainage detention and undeveloped/open space outlots adjacent to trail easement(s) along Sheepdraw.

Justification:

In fulfillment of the goals/objectives of the Parks Trails Master Plan.

Revenue Detail:

GL Account	Description	2015	2016	2017	2018	2019
Revenue						
6106	OT From Sales And Use Tax	40,000	370,000	0	0	0
	Total Revenue	40,000	370,000	0	0	0
Expense						
8202	Construction	0	304,399	0	0	0
8204	Contingency	0	34,000	0	0	0
8206	Design Fees	35,000	0	0	0	0
8232	Project Management	5,000	22,521	0	0	0
8240	Testing And Inspection	0	5,000	0	0	0
9303	Public Art Fund	0	4,080	0	0	0
	Total Expense	40,000	370,000	0	0	0
	Net Total	0	0	0	0	0

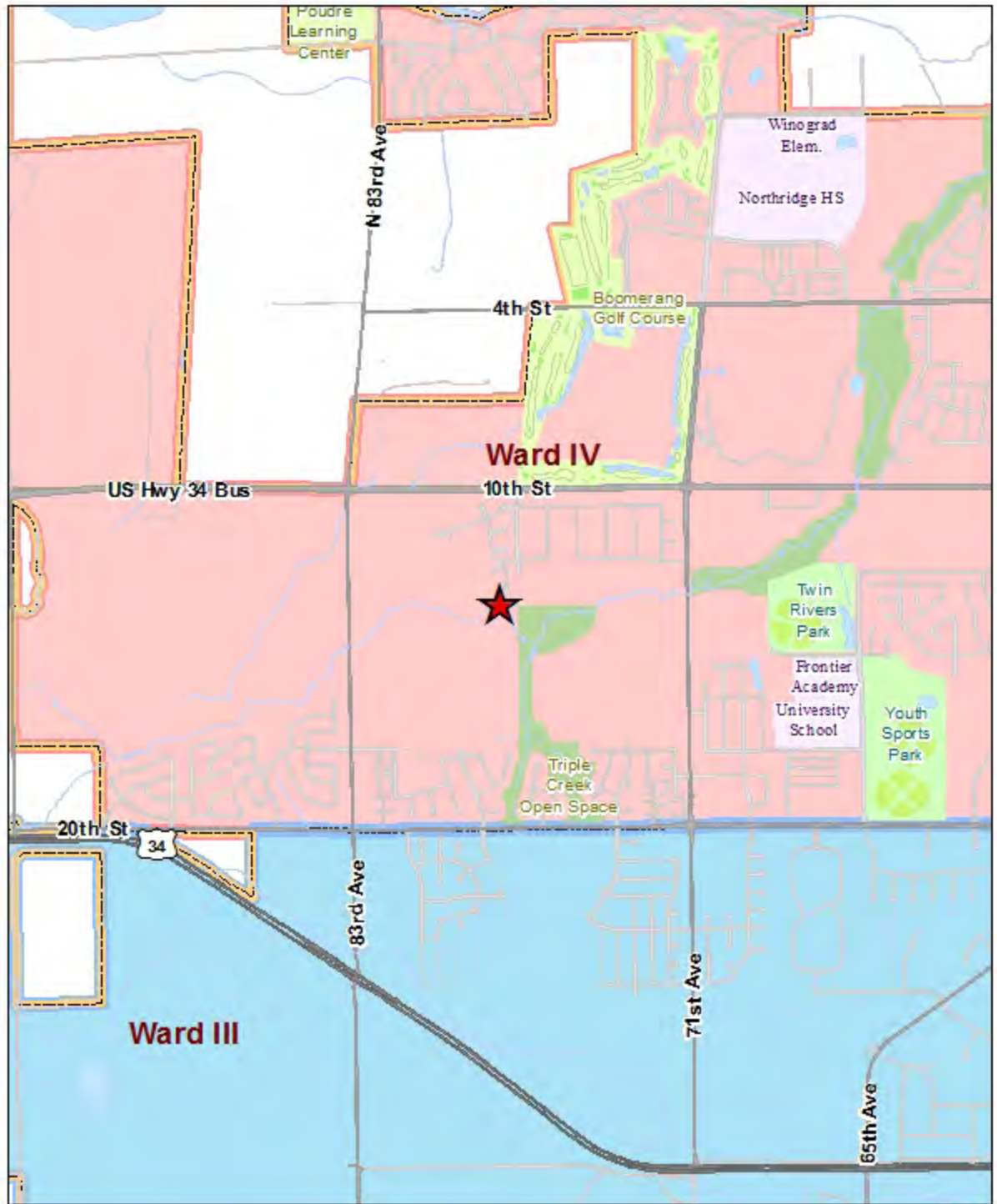
Impact on Operating Budget:

Maintenance/operational costs per year --- \$230/acre



Capital Improvement Projects 2014

Project #: 517



Project Summary

Project Number:	520	Budget Year:	2015
Project Title:	Sheepdraw Trail Mtn. Shadows to Pebble Brook	Council Priority:	Image-Quality of Life
Division:	Parks	Budget Status:	Data Entry
Project Type:	Parks/Recreation	Regions:	
Year Identified:	2012	Location:	
Fund:	318 - Quality of Life	Project Manager:	Sarah Boyd
Budget Unit #:	3180006007940000	Project Status	Funded

Description:

Design and construction of approximately 2,000 linear feet of the Sheepdraw Trail, including a pedestrian bridge. This section starts on the West side of 71st Avenue at the Sheepdraw channel and proceeds West, to the East property line of the City of Greeley Triple Creek Open Space approximately paralleling the Sheepdraw channel. Easement alignment negotiations are complete (2011). Project is phased with phase I involving design and phase II involving construction.

Discussion of Progress:

Project is currently in design with sections 523 (fund 318), 532 (fund 316), and 533 (fund 316). Design is expected to roll into middle 2014. Construction should begin towards the end of 2014 with a completion date of 2015.

Justification:

In fulfillment of the goals/objectives of the Parks Trails Master Plan.

Revenue Detail:

GL Account	Description	2015	2016	2017	2018	2019
Revenue						
6106	OT From Sales And Use Tax	0	50,000	0	0	0
	Total Revenue	0	50,000	0	0	0
Expense						
8202	Construction	0	45,061	0	0	0
8204	Contingency	0	267	0	0	0
8206	Design Fees	0	2,533	0	0	0
8226	Permits, Fees, Etc	0	27	0	0	0
8232	Project Management	0	1,475	0	0	0
8240	Testing And Inspection	0	142	0	0	0
9303	Public Art Fund	0	495	0	0	0
	Total Expense	0	50,000	0	0	0
	Net Total	0	0	0	0	0

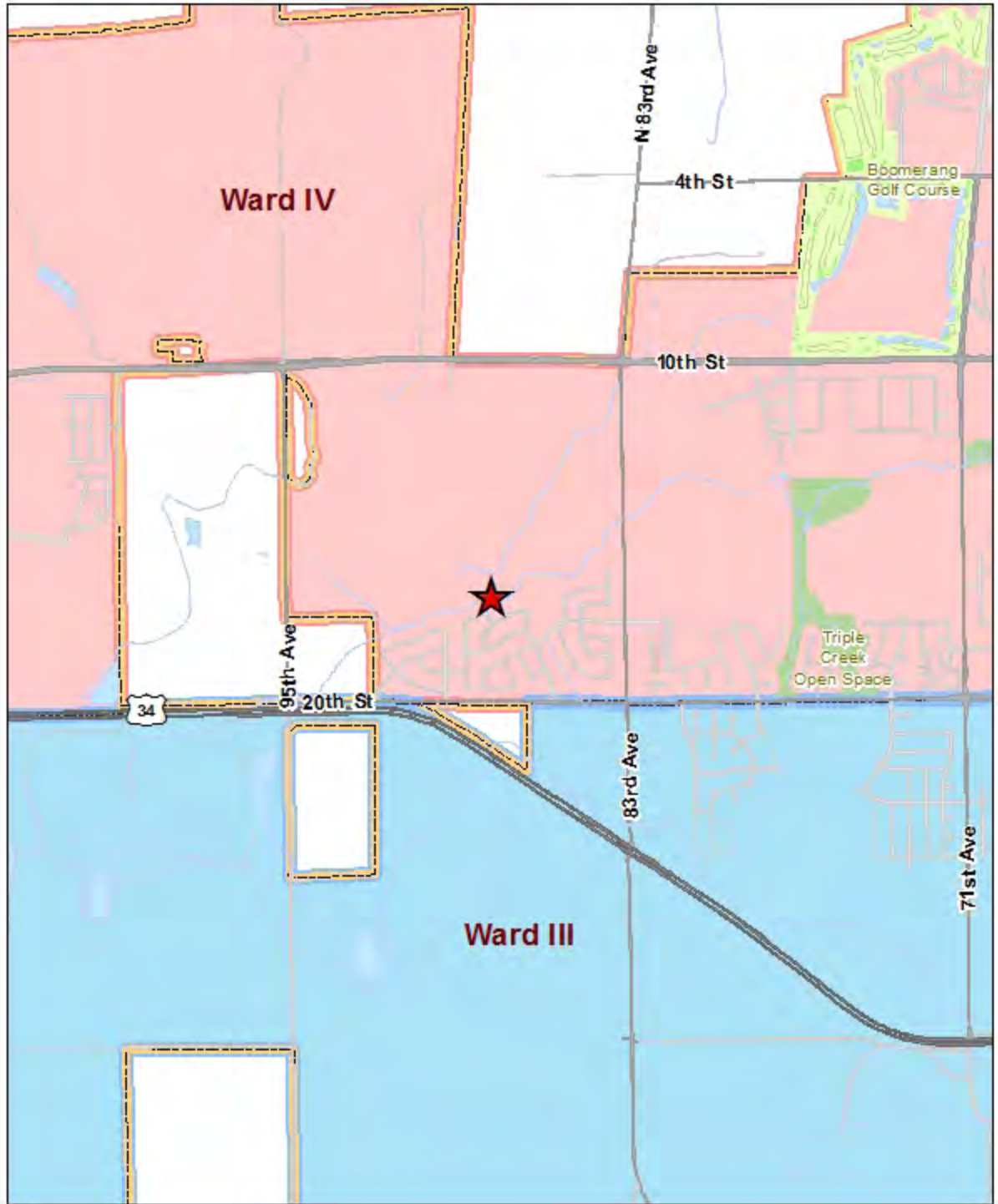
Impact on Operating Budget:

Maintenance/operational costs per year --- \$230/acre



Capital Improvement Projects 2014

Project #: 520



Project Summary

Project Number:	522	Budget Year:	2015
Project Title:	Sheepdraw Trail North Along 83rd Avenue Bridge	Council Priority:	Image-Quality of Life
Division:	Parks	Budget Status:	Data Entry
Project Type:	Parks/Recreation	Regions:	
Year Identified:	2012	Location:	
Fund:	318 - Quality of Life	Project Manager:	Sarah Boyd
Budget Unit #:	3180006007960000	Project Status	Funded

Description:

Construction of approximately 649 linear feet of the Sheepdraw Trail. This section connects to the West end of the existing trail that goes under the 83rd Avenue bridge, and proceeds to the West and then South paralleling 83rd Avenue to connect to the existing trail at the Northeast property line of the Mountain Shadows sub-division. Easement will be acquired as part of the project. See Trails Master Plan; map #5.

Discussion of Progress:

Justification:

In fulfillment of the goals/objectives of the Parks Trails Master Plan.

Revenue Detail:

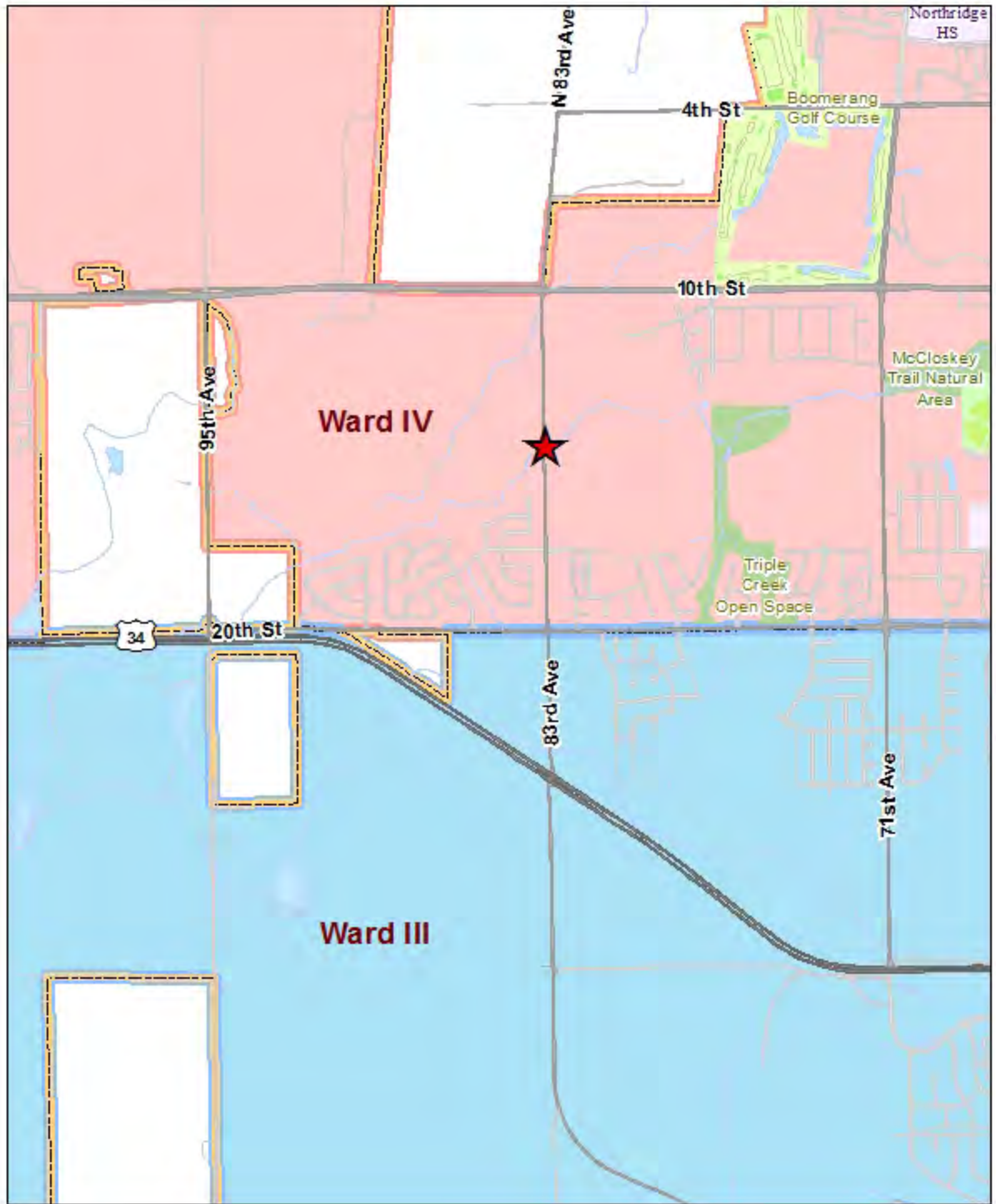
GL Account	Description	2015	2016	2017	2018	2019
Revenue						
6106	OT From Sales And Use Tax	0	0	0	80,000	0
	Total Revenue	0	0	0	80,000	0
Expense						
8202	Construction	0	0	0	66,467	0
8204	Contingency	0	0	0	768	0
8206	Design Fees	0	0	0	7,276	0
8226	Permits, Fees, Etc	0	0	0	77	0
8232	Project Management	0	0	0	4,237	0
8240	Testing And Inspection	0	0	0	407	0
9301	Public Improvement Fund	0	0	0	768	0
	Total Expense	0	0	0	80,000	0
	Net Total	0	0	0	0	0

Impact on Operating Budget:



Capital Improvement Projects 2014

Project #: 522



Project Summary

Project Number:	801	Budget Year:	2015
Project Title:	Northridge Estates Neighborhood Park and Trailhead	Council Priority:	Image-Quality of Life
Division:	Parks	Budget Status:	Data Entry
Project Type:	Parks/Recreation	Regions:	4 - 10 St North/23 Ave West
Year Identified:	2012	Location:	
Fund:	318 - Quality of Life	Project Manager:	Sarah Boyd
Budget Unit #:		Project Status	Funded

Description:

Design and construction of one neighborhood parks to include: shelter, playground, native and non-native grass, landscaping, electrical, and portable restroom facilities. Paved trailhead parking to be installed concurrent with park development. Site is located in the south west corner of the intersection of 59th Avenue and C Street. Project will be phased: year one is design and year two is construction.

Discussion of Progress:

Acquisition of the property located north may remove the need for trail head facilities at this location but will not impact park development.

Justification:

New park facility will provide recreational opportunities to a neighborhood that is currently underserved. Development of trailhead and park amenities will fulfill the goals of the Parks and Trails Master Plan.

Revenue Detail:

GL Account	Description	2015	2016	2017	2018	2019
Revenue						
6106	OT From Sales And Use Tax	0	0	0	100,000	1,475,000
	Total Revenue	0	0	0	100,000	1,475,000
Expense						
8202	Construction	0	0	0	0	1,313,500
8204	Contingency	0	0	0	5,000	105,000
8206	Design Fees	0	0	0	90,300	0
8214	Legal Publications	0	0	0	500	500
8222	Off-Site Improve/Dev Fees	0	0	0	0	200
8226	Permits,Fees, Etc	0	0	0	200	100
8228	Printing, Copying	0	0	0	500	500
8229	Professional Services	0	0	0	0	5,000
8232	Project Management	0	0	0	3,000	35,700
8236	Soils Investigation	0	0	0	0	2,000
8238	Surveying	0	0	0	0	2,500
8244	Capital Equipment >\$5,000	0	0	0	0	3,500
9301	Public Improvement Fund	0	0	0	500	6,500
	Total Expense	0	0	0	100,000	1,475,000
	Net Total	0	0	0	0	0

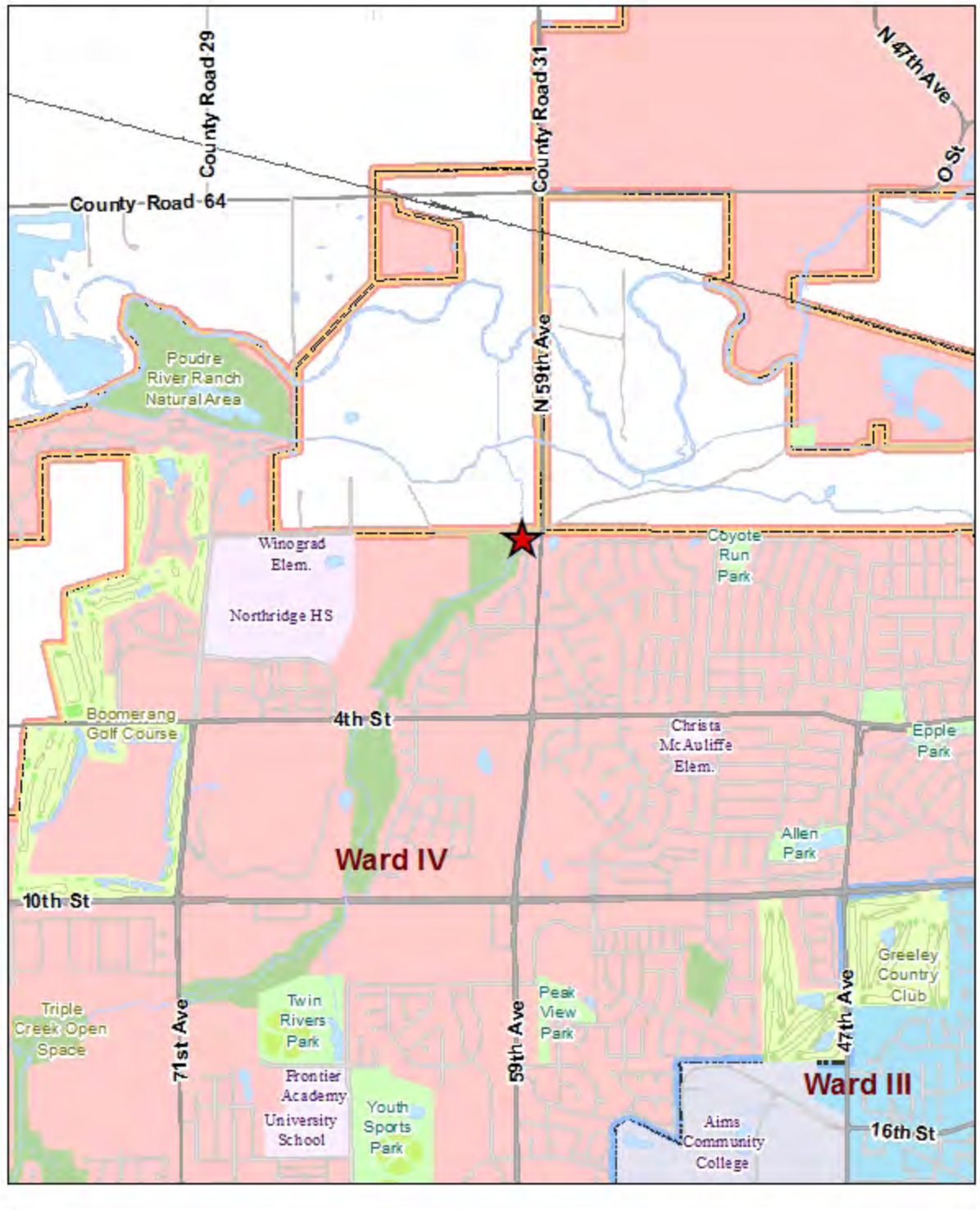
Impact on Operating Budget:

Maintenance & operations cost would be \$12,760(\$2,126/acre). This is based on annual costs.



Capital Improvement Projects 2014

Project #: 801



Project Summary

Project Number:	875	Budget Year:	2015
Project Title:	8th Ave Improvement Plan (Entryway & Blvd Treatments)	Council Priority:	Image-Appealing Community Entryways & Corridors
Division:	Planning	Budget Status:	Data Entry
Project Type:	Entryway/Neighborhood Improvements	Regions:	1- 16 St North/35 Ave East
Year Identified:	2012	Location:	8th Avenue from 16th Street North to 10th St Intersection
Fund:	318 - Quality of Life	Project Manager:	Joe Marcisofsky
Budget Unit #:	3180006008130000	Project Status	Funded

Description:

The development of land uses along the 8th Avenue corridor has resulted in little cohesion of businesses or appeal to pedestrians, visitors or travelers. This project is the result of a study that reviewed ways to improve and enhance entryway/connectivity elements between the University and Downtown districts. In 2013 the project began at 16th St with intersection improvements. In 2014 work will continue on the next section of the corridor improvements at the 15th St intersection. This will include lighting and landscaping along the sidewalk in addition to a partial median between 15th St & 16th St. This project will then continue annually to more north completing one block each year using Quality of Life and Community Development Block Grant (CDBG) funds and is expected to be completed in 2018. Improvements may include expanded sidewalks, street lighting, street furniture such as benches, trash cans, art, and landscaping.

Discussion of Progress:

Construction of the intersection at 8th Ave and 16th St began in the fall of 2013 and was completed in the spring of 2014. The installation of pedestrian improvements along the side of 8th Ave between 14th Street and 16th Street will be completed in 2014. Below is a summary by year:

2013-2014: Construction at 16th St intersection
 2014: Construction at 1400 and 1500 blocks (2 blocks)
 2015: Final design for the 8th Ave corridor between 14th and 10th St and construction at 1300 block and 13th St Intersection
 2016: Construction at 1100 and 1200 blocks (2 blocks)
 2017: Construction at 1000 block
 2018: Corridor fixture, equipment & misc.
 Total cost = \$5,560,432

Justification:

As part of the University District Initiative, two areas of design have been identified as impediments to redevelopment and attraction of reinvestment to this area. The location of remote University destinations such as Jackson Field and the Family Student Housing Complex creates a disconnect from the main campus area and sense of uncertainty and concern for safety for pedestrians trying to reach these locations. Along the 8th Avenue corridor, the development of land uses has resulted in little cohesion of businesses or appeal to pedestrians, visitors or travelers.

Revenue Detail:

Total cost of the entire corridor from the 16th Street intersection to the 10th Street intersection is \$5,560,432. Funding consists of \$1,600,000 from the General Fund, \$1,665,000 from Quality of Life sales tax, and \$2,295,432 from Community Development Block Grant (CDBG).

GL Account	Description	2015	2016	2017	2018	2019
Revenue						
5715	Other-Refund Of Expend	350,000	350,000	350,000	350,000	0
6001	OT From General Fund	766,737	611,263	0	0	0
6106	OT From Sales And Use Tax	355,444	355,444	299,112	0	0
	Total Revenue	1,472,181	1,316,707	649,112	350,000	0
Expense						
8202	Construction	1,177,870	1,158,227	393,511	33,000	0
8206	Design Fees	200,000	0	0	0	0
8208	Furniture,Fixtures,Equipment	30,900	95,481	220,269	301,700	0

Project Summary

8214	Legal Publications	300	300	300	300	0
8232	Project Management	50,000	50,000	30,000	15,000	0
8240	Testing And Inspection	2,000	3,000	0	0	0
9303	Public Art Fund	11,111	9,699	5,032	0	0
	Total Expense	1,472,181	1,316,707	649,112	350,000	0
	Net Total	0	0	0	0	0

Impact on Operating Budget:





Capital Improvement Projects 2014

Project #: 875



Project Summary

Project Number:	889	Budget Year:	2015
Project Title:	71 Ave & Sheepdraw Neighborhood Park- S of 10 St & W of 71 Avenue	Council Priority:	
Division:	Parks	Budget Status:	Data Entry
Project Type:	Parks/Recreation	Regions:	3- 10 St South/23 Ave West
Year Identified:	2012	Location:	
Fund:	318 - Quality of Life	Project Manager:	
Budget Unit #:		Project Status	Funded

Description:

This project allows for design and construction of a neighborhood park (6-15 acres) in the proximate location: south of Hwy 34, west of 59th avenue, east of 65th avenue and south of Hwy 34 in accordance with the Parks and Trails Master Plan. At this time an exact location has not been determined. This development will provide nearby recreation and leisure opportunities within walking distance(1/2mile) of residential areas. Scope will be determined in the future based on neighborhood and site specific needs but would typically include, at minimum, a play space area and landscaping. This project is intended to be phased, with design occurring the first year and construction the second.

Discussion of Progress:

Justification:

Development of this park supports the goals of the 2002 Greeley Parks and Trails Master Plan as well as the Quality of Life bond issue. **This project is unfunded and beyond the current 5 year (2013-2017) budget cycle.

Revenue Detail:

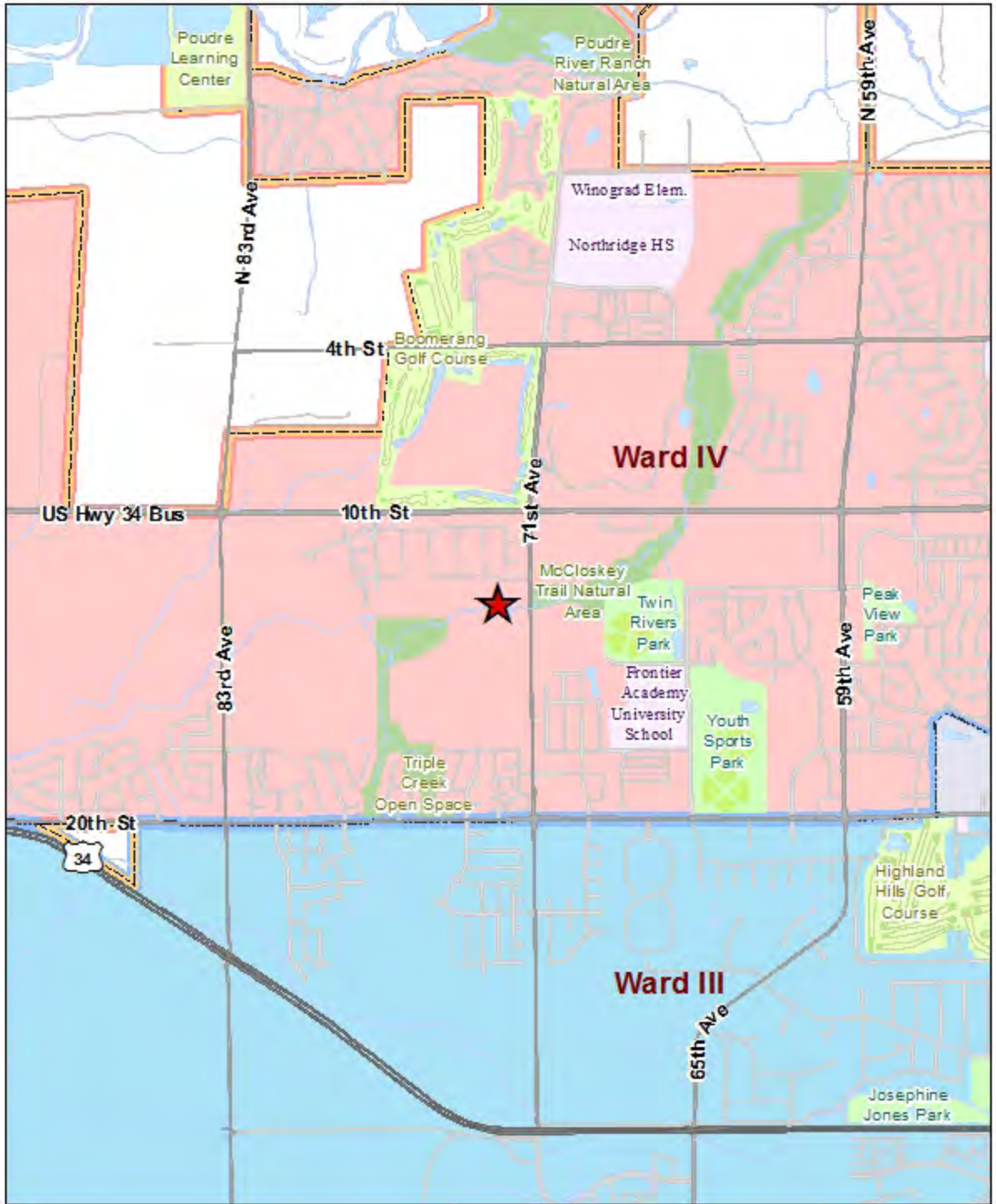
GL Account	Description	2015	2016	2017	2018	2019
Revenue						
6106	OT From Sales And Use Tax	300,000	0	0	100,000	0
	Total Revenue	300,000	0	0	100,000	0
Expense						
8202	Construction	300,000	0	0	100,000	0
	Total Expense	300,000	0	0	100,000	0
	Net Total	0	0	0	0	0

Impact on Operating Budget:



Capital Improvement Projects 2014

Project #: 889



Project Summary

Project Number:	2180	Budget Year:	2015
Project Title:	District 6 - Greeley West HS Baseball, Multi-purpose field/track/restroom	Council Priority:	Image-Quality of Life
Division:	Parks	Budget Status:	Data Entry
Project Type:	Parks/Recreation	Regions:	
Year Identified:	2014	Location:	
Fund:	318 - Quality of Life	Project Manager:	Sarah Boyd
Budget Unit #:		Project Status	Funded

Description:

This project will allow for a collaborative relationship with District 6 Greeley West High School to create a multi-purpose field/track and restroom. Project may involve relocation of the existing baseball field. Design will focus on tying the adjacent Greeley West Park to the proposed improvements.

Discussion of Progress:

Justification:

Youth Needs Assessment completed in 2014 indicated a community need for all weather public access to field and track facilities. District 6 is supportive of partnering to meet the needs of both the community and the school system.

Revenue Detail:

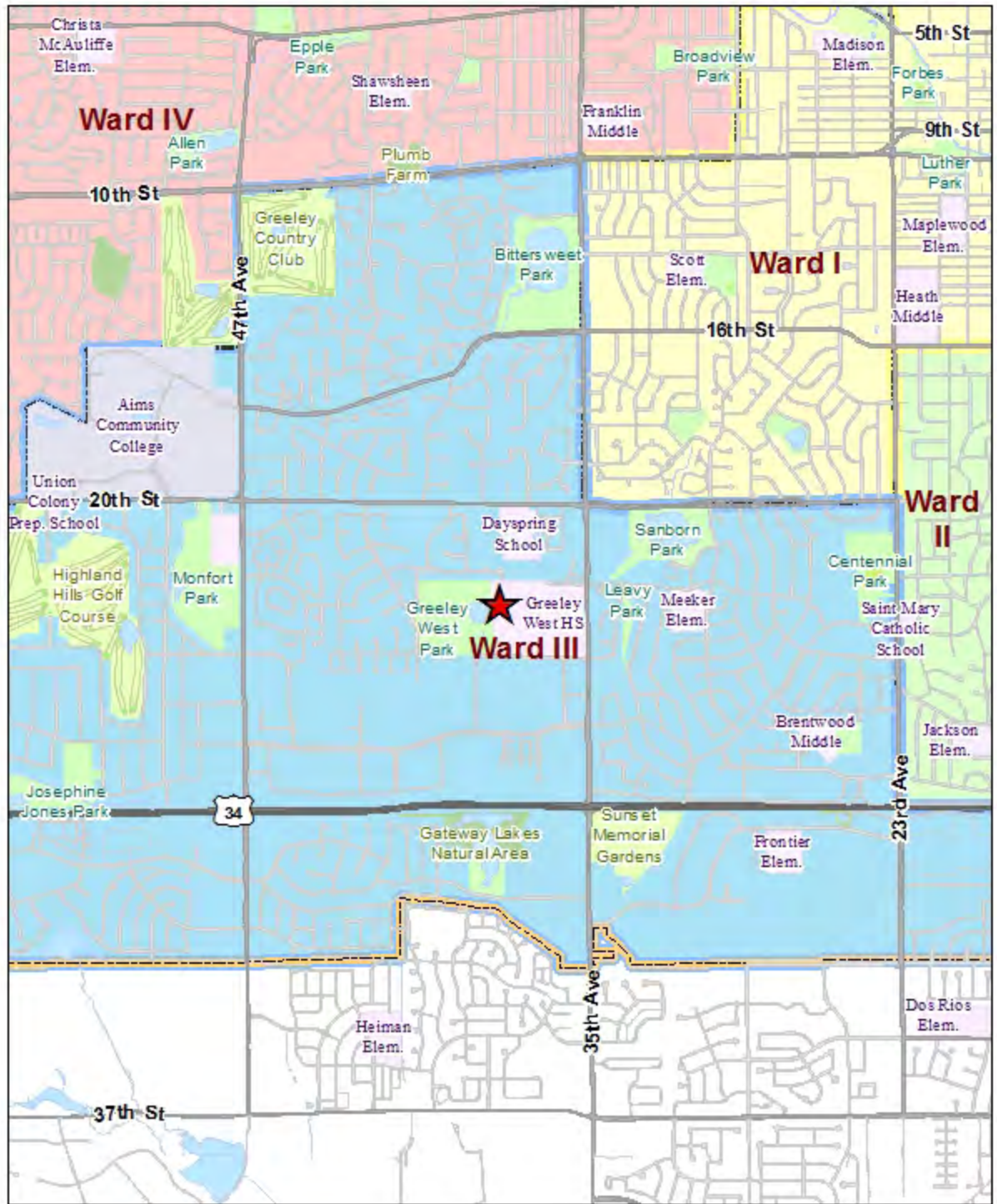
GL Account	Description	2015	2016	2017	2018	2019
Revenue						
6314	OT from Parks Development	0	0	4,575,000	0	0
	Total Revenue	0	0	4,575,000	0	0
Expense						
8202	Construction	0	0	4,575,000	0	0
	Total Expense	0	0	4,575,000	0	0
	Net Total	0	0	0	0	0

Impact on Operating Budget:



Capital Improvement Projects 2014

Project #: 2180



Project Summary

Project Number:	2181	Budget Year:	2015
Project Title:	District 6 - Northridge Stadium synthetic turf conversion	Council Priority:	Image-Quality of Life
Division:	Parks	Budget Status:	Data Entry
Project Type:	Parks/Recreation	Regions:	
Year Identified:	2014	Location:	
Fund:	318 - Quality of Life	Project Manager:	Sarah Boyd
Budget Unit #:		Project Status	Funded

Description:

Conversion of District 6 football stadium to synthetic turf to expand City and District 6 programming and usage.

Discussion of Progress:

Justification:

2014 Youth Needs Assessment indicates a need for additional football facilities. Partnering with District 6 will allow for program expansion on behalf of City youth programs as well as those of District 6 students at a cost benefit to Greeley residents.

Revenue Detail:

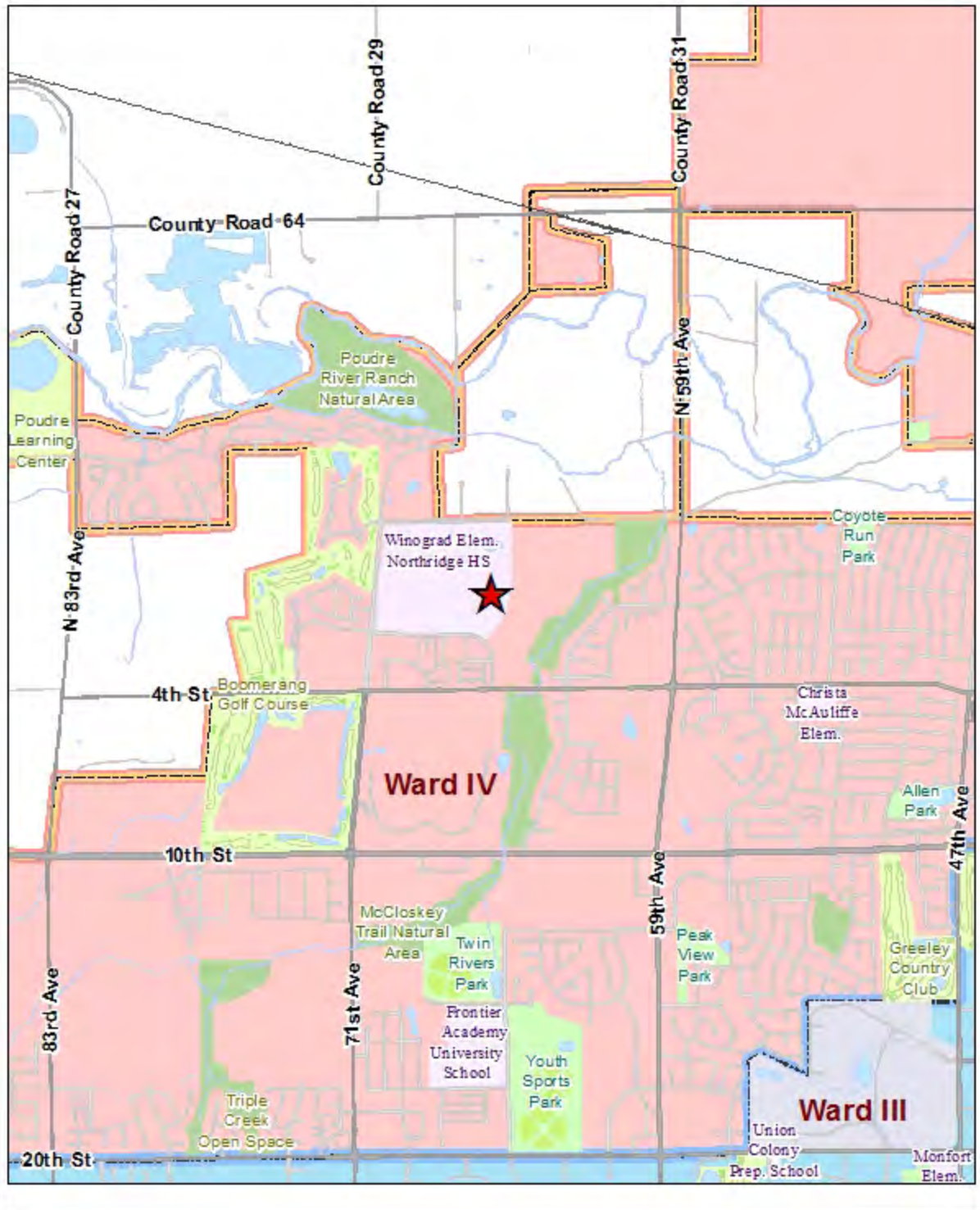
GL Account	Description	2015	2016	2017	2018	2019
Revenue						
6314	OT from Parks Development	1,000,000	0	0	0	0
	Total Revenue	1,000,000	0	0	0	0
Expense						
8202	Construction	1,000,000	0	0	0	0
	Total Expense	1,000,000	0	0	0	0
	Net Total	0	0	0	0	0

Impact on Operating Budget:



Capital Improvement Projects 2014

Project #: 2181



Project Summary

Project Number:	2182	Budget Year:	2015
Project Title:	District 6 - Northridge Soccer Stadium synthetic turf conversion	Council Priority:	Image-Quality of Life
Division:	Parks	Budget Status:	Data Entry
Project Type:	Parks/Recreation	Regions:	
Year Identified:	2014	Location:	
Fund:	318 - Quality of Life	Project Manager:	Sarah Boyd
Budget Unit #:		Project Status	Funded

Description:

Conversion of District 6 soccer field at Northridge High School to synthetic turf to allow for expanded City and District 6 youth programming.

Discussion of Progress:

Justification:

2014 Youth Needs Assessment indicates a need for additional soccer facilities. Partnering with District 6 will allow for program expansion on behalf of City youth programs as well as those of District 6 students at a cost benefit to Greeley residents.

Revenue Detail:

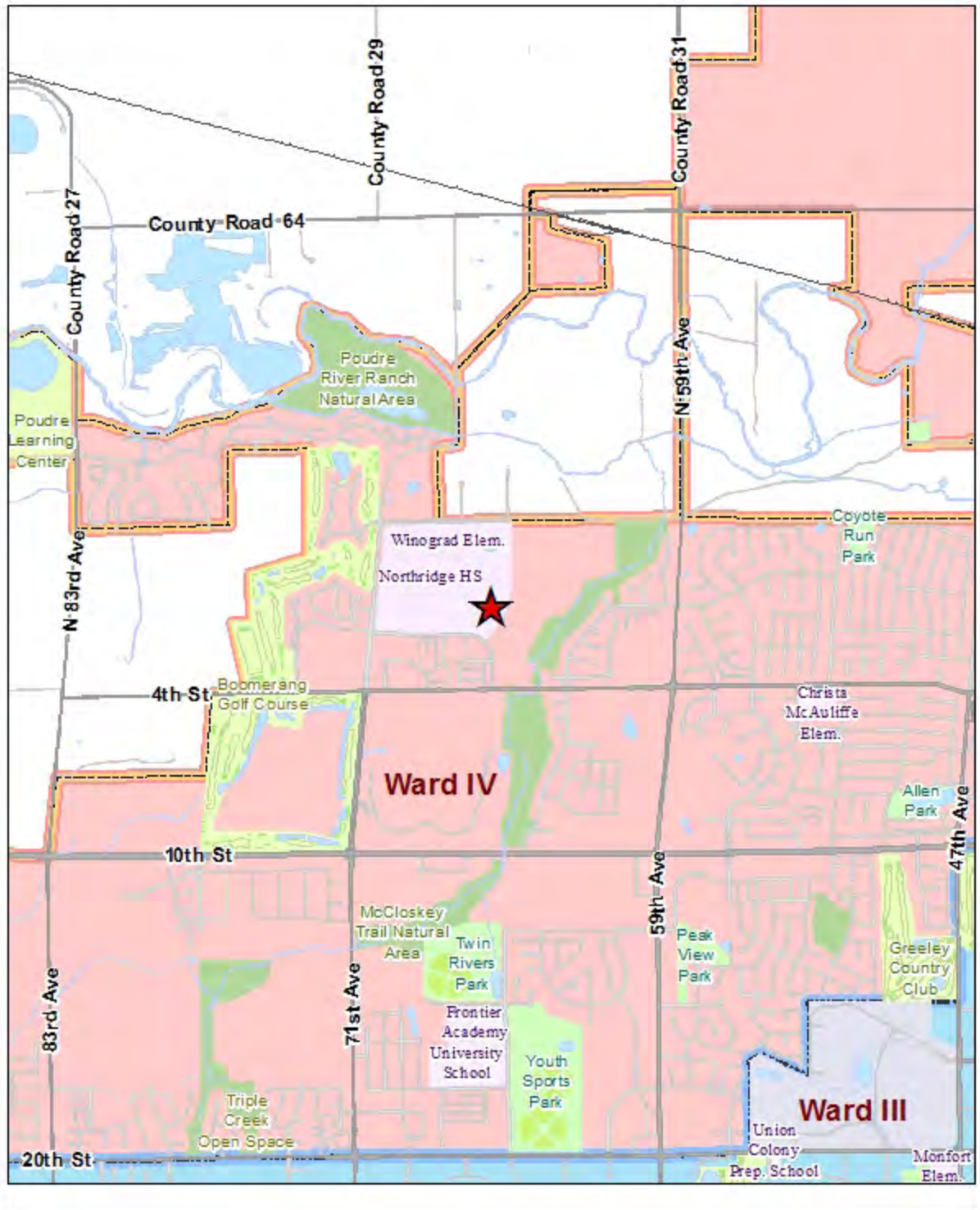
GL Account	Description	2015	2016	2017	2018	2019
Revenue						
6314	OT from Parks Development	1,000,000	0	0	0	0
	Total Revenue	1,000,000	0	0	0	0
Expense						
8202	Construction	1,000,000	0	0	0	0
	Total Expense	1,000,000	0	0	0	0
	Net Total	0	0	0	0	0

Impact on Operating Budget:



Capital Improvement Projects 2014

Project #: 2182



Project Summary

Project Number:	93	Budget Year:	2015
Project Title:	Forbes Field Irrigation/field lighting and Field Improvements	Council Priority:	Image-Quality of Life
Division:	Parks	Budget Status:	Data Entry
Project Type:	Parks Maintenance/Improvement	Regions:	1- 16 St North/35 Ave East
Year Identified:	2012	Location:	23rd Avenue and 8th Street
Fund:	318 - Quality of Life	Project Manager:	Sarah Boyd
Budget Unit #:		Project Status	Funded

Description:

These funds will be used to replace existing fencing, bleacher seats, and dugouts in 2015.

Discussion of Progress:

Lighting, irrigation, and in-field/out-field repairs will be done in 2014.

Justification:

A lack of funding for this facility has resulted in extremely poor conditions of all existing structures. Many items are beyond their useful life span. Bleacher seating is wooden. Weathering has caused a significant amount of splitting and splintering. Annual maintenance of the bleacher seating is increasing yearly. Replacement with aluminum planks is recommended to decrease maintenance and costs. Dugout facilities currently serve as vagrant sleeping areas and are continually soiled with feces. A proposed open shelter design would help to eliminate this issue.

Revenue Detail:

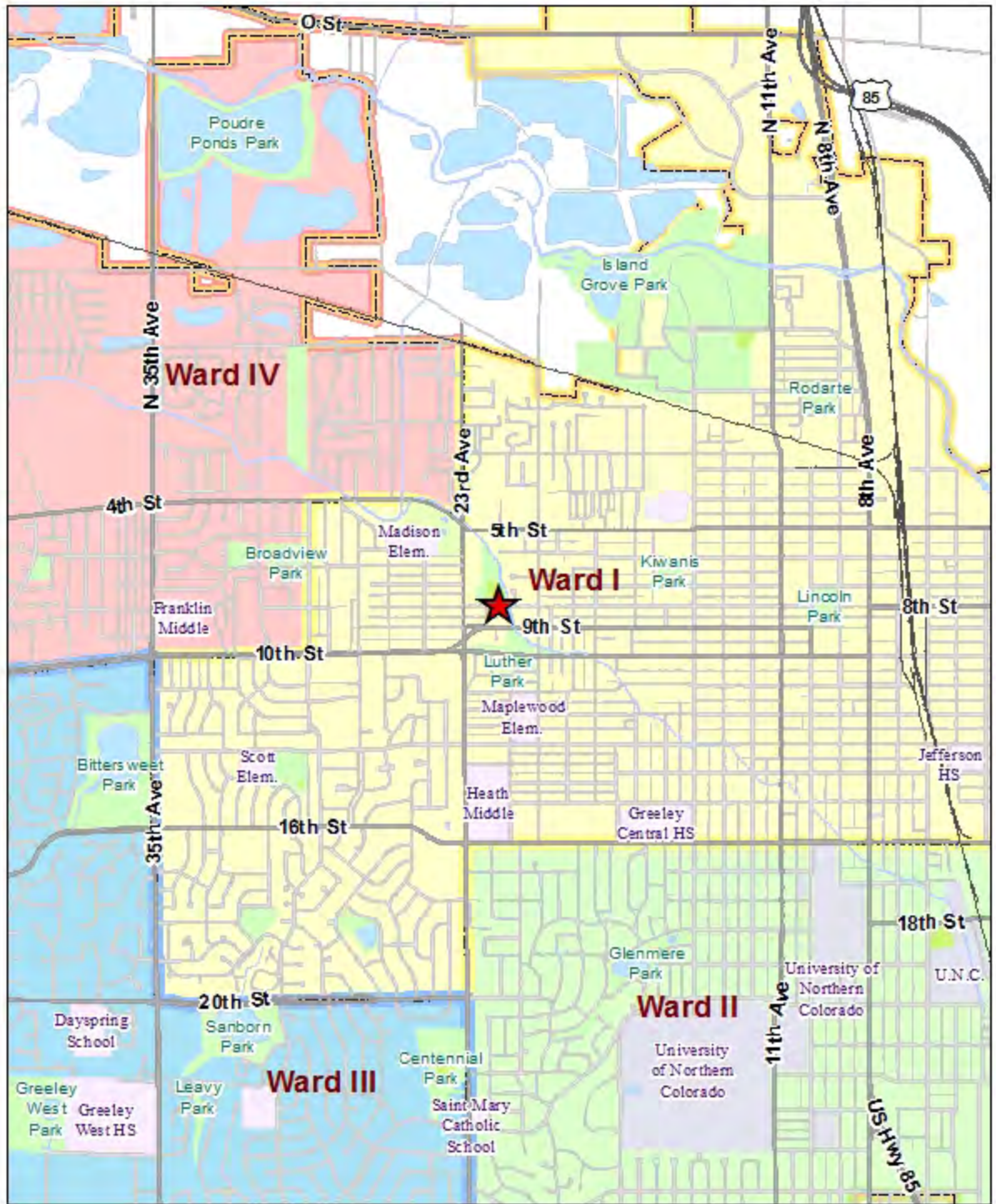
GL Account	Description	2015	2016	2017	2018	2019
Revenue						
6106	OT From Sales And Use Tax	209,000	0	0	0	0
	Total Revenue	209,000	0	0	0	0
Expense						
8202	Construction	179,900	0	0	0	0
8203	Construction - City Depts	3,000	0	0	0	0
8206	Design Fees	5,000	0	0	0	0
8212	Land/Building Cost/Demo	10,000	0	0	0	0
8214	Legal Publications	300	0	0	0	0
8228	Printing, Copying	300	0	0	0	0
8232	Project Management	10,500	0	0	0	0
	Total Expense	209,000	0	0	0	0
	Net Total	0	0	0	0	0

Impact on Operating Budget:



Capital Improvement Projects 2014

Project #: 93



Project Summary

Project Number:	888	Budget Year:	2015
Project Title:	Twin Rivers Ballfield Shade Shelters	Council Priority:	Image-Quality of Life
Division:	Parks	Budget Status:	Data Entry
Project Type:	Parks/Recreation	Regions:	3- 10 St South/23 Ave West
Year Identified:	2012	Location:	Twin Rivers Ballfield at 1501 65th Ave
Fund:	318 - Quality of Life	Project Manager:	Sarah Boyd
Budget Unit #:		Project Status	Funded

Description:

Provide 8 freestanding, pre-manufactured, standing seam shade shelters at Twin Rivers Ball field. Cost is for design build of cantilevered roof units.

Discussion of Progress:

Justification:

Each of the four ball fields is served by two 3 tier bleacher units that are 15' in width. The area is extremely exposed and hot in summer due to their proximity to the concrete. These fields are often used by youth leagues and senior groups alike that need sheltered areas for spectator seating. The shelters will not only provide cover from the elements but foul balls as well. Frequently balls over the backstop have hit unsuspecting spectators at other fields.

Revenue Detail:

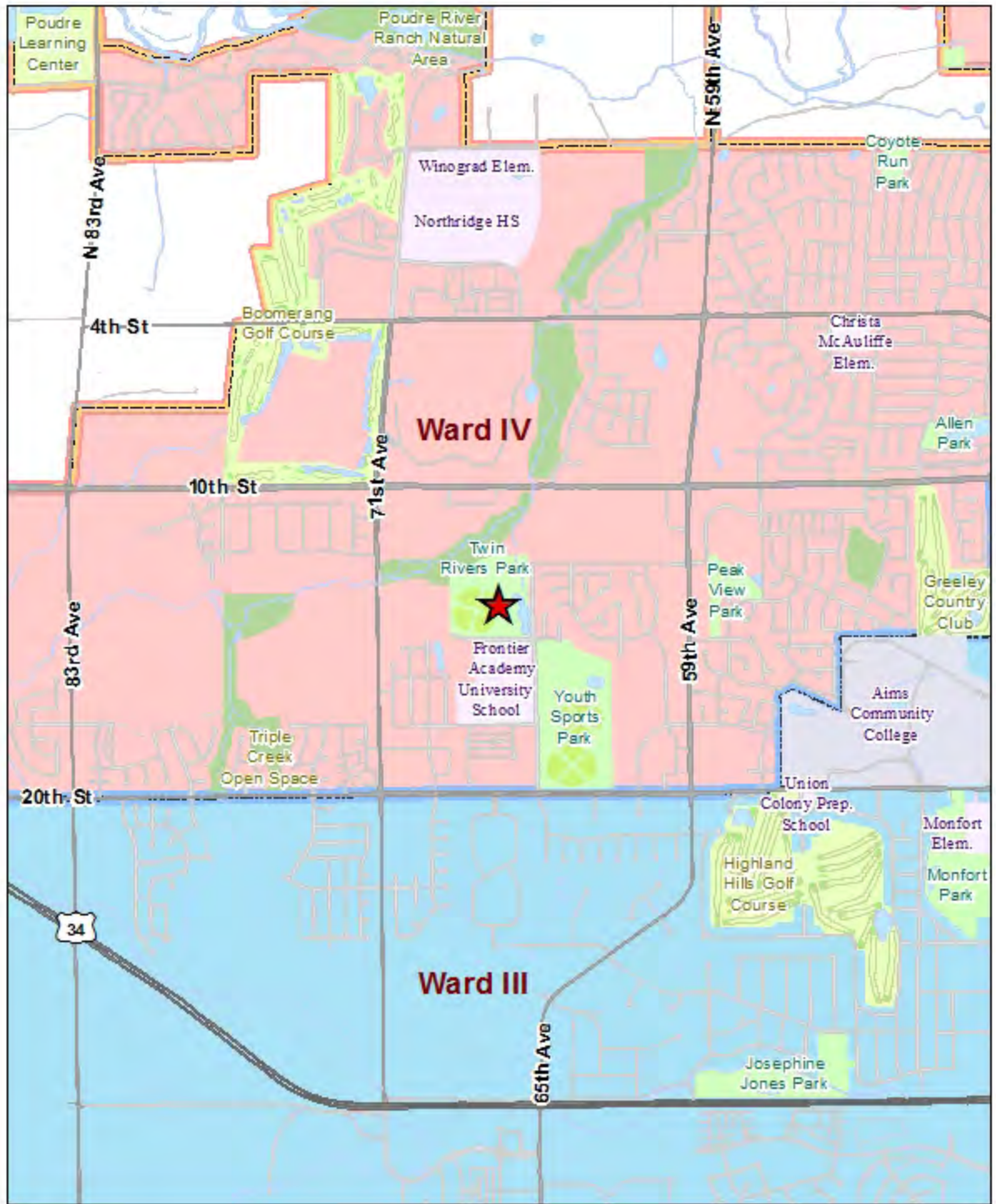
GL Account	Description	2015	2016	2017	2018	2019
Revenue						
6106	OT From Sales And Use Tax	120,000	0	0	0	0
	Total Revenue	120,000	0	0	0	0
Expense						
8202	Construction	120,000	0	0	0	0
	Total Expense	120,000	0	0	0	0
	Net Total	0	0	0	0	0

Impact on Operating Budget:



Capital Improvement Projects 2014

Project #: 888



Project Summary

Project Number:	2169	Budget Year:	2015
Project Title:	Woodbriar - Shelter/Restroom Replacement	Council Priority:	Image-Quality of Life
Division:	Parks	Budget Status:	Data Entry
Project Type:	Parks/Recreation	Regions:	
Year Identified:	2014	Location:	Woodbriar Park @ 18th Street and 29th Avenue Place
Fund:	318 - Quality of Life	Project Manager:	Sarah Boyd
Budget Unit #:		Project Status	Funded

Description:

This project will allow for the demolition and design build of a prefabricated restroom and separate but proximate shelter facility. The new restroom facility will include an enclosed and secure storage area to allow for the removal of the onsite storage shed.

Discussion of Progress:

Justification:

The existing facility has significant roof damage from woodpecker activity. Several of the main support beams have substantial dry rot. Structure is beyond its useful life. Facility is not ADA compliant.

Revenue Detail:

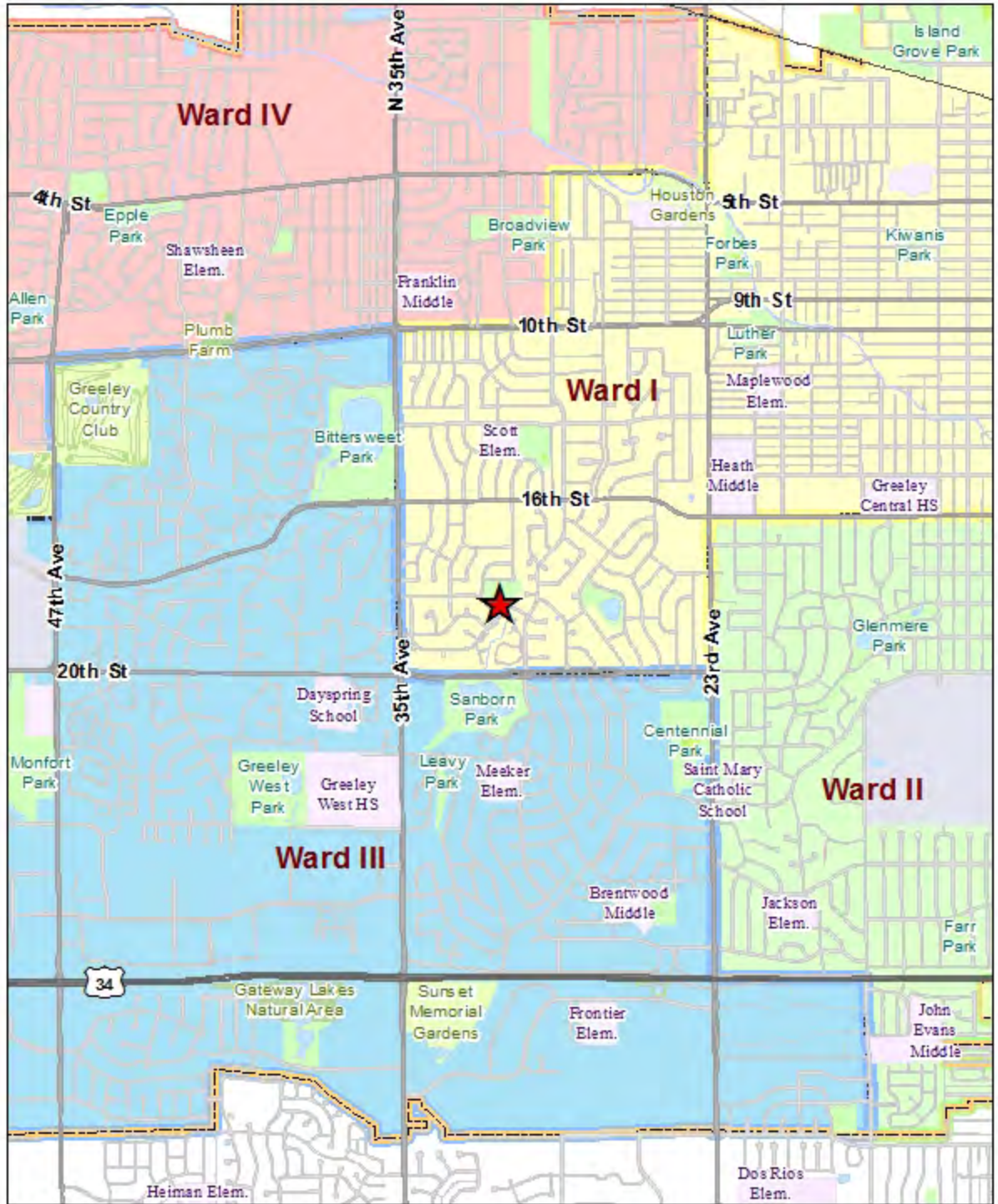
GL Account	Description	2015	2016	2017	2018	2019
Revenue						
6106	OT From Sales And Use Tax	0	335,000	0	0	0
	Total Revenue	0	335,000	0	0	0
Expense						
8202	Construction	0	335,000	0	0	0
	Total Expense	0	335,000	0	0	0
	Net Total	0	0	0	0	0

Impact on Operating Budget:



Capital Improvement Projects 2014

Project #: 2169



Project Summary

Project Number:	2170	Budget Year:	2015
Project Title:	Bittersweet Park - Additional concrete walk in park - south end of lake	Council Priority:	Image-Quality of Life
Division:	Parks	Budget Status:	Data Entry
Project Type:	Parks/Recreation	Regions:	
Year Identified:	2014	Location:	Bittersweet Park - 35th Avenue and 16th Street
Fund:	318 - Quality of Life	Project Manager:	Sarah Boyd
Budget Unit #:		Project Status	Funded

Description:

Addition of 1,465 LF of 6' pathway on the south end of Bittersweet Lake connecting the newly reconstructed path along 35th Avenue to the playground and the west edge of Bittersweet park.

Discussion of Progress:

Justification:

Provide additional access to the playground as well as provide east west connectivity.

Revenue Detail:

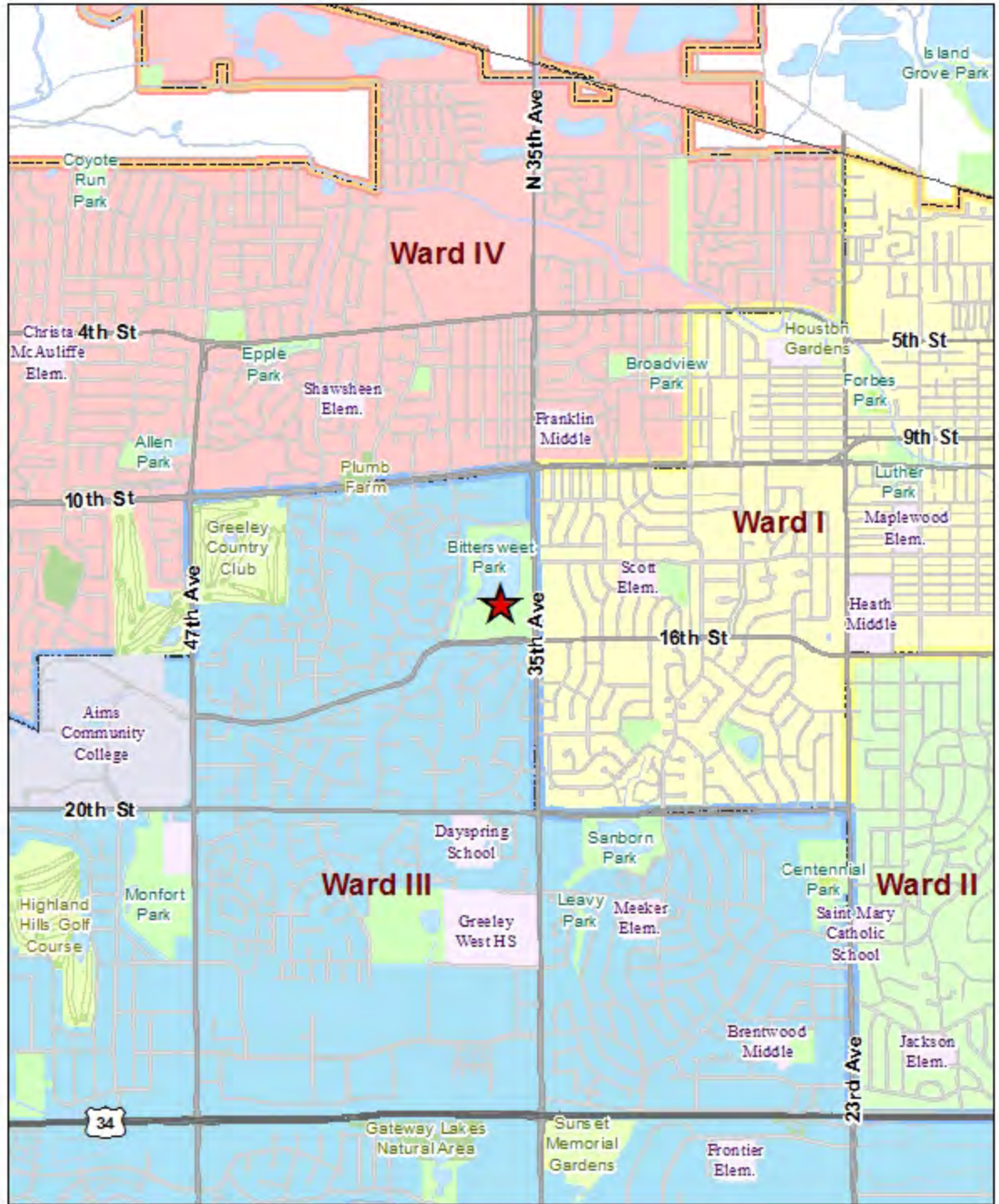
GL Account	Description	2015	2016	2017	2018	2019
Revenue						
6106	OT From Sales And Use Tax	110,000	0	0	0	0
	Total Revenue	110,000	0	0	0	0
Expense						
8202	Construction	110,000	0	0	0	0
	Total Expense	110,000	0	0	0	0
	Net Total	0	0	0	0	0

Impact on Operating Budget:



Capital Improvement Projects 2014

Project #: 2170



Project Summary

Project Number:	2172	Budget Year:	2015
Project Title:	Sherwood - Shelter/Restroom replacement	Council Priority:	Image-Quality of Life
Division:	Parks	Budget Status:	Data Entry
Project Type:	Parks/Recreation	Regions:	
Year Identified:	2014	Location:	Sherwood Park @ 28th Avenue and 13th Street
Fund:	318 - Quality of Life	Project Manager:	Sarah Boyd
Budget Unit #:		Project Status	Funded

Description:

This project will allow for the demolition and design build of a prefabricated restroom and separate but proximate shelter facility. New restroom facility will include an enclosed and secure storage area to allow for the removal of the onsite storage shed.

Discussion of Progress:

Justification:

The shelter and restrooms at Sherwood Park are over 40 years old and are no longer efficient. The wood supports for the structure are cracking and showing signs of dry rot. There is no privacy when using the restrooms as they are small rooms and the stool is visible when the door is opened. The doors do not have locks on them and one is warped and difficult to close. These restrooms are not ADA compliant. Sherwood Park is used for athletic fields and the restrooms are heavily used on the weekends.

Revenue Detail:

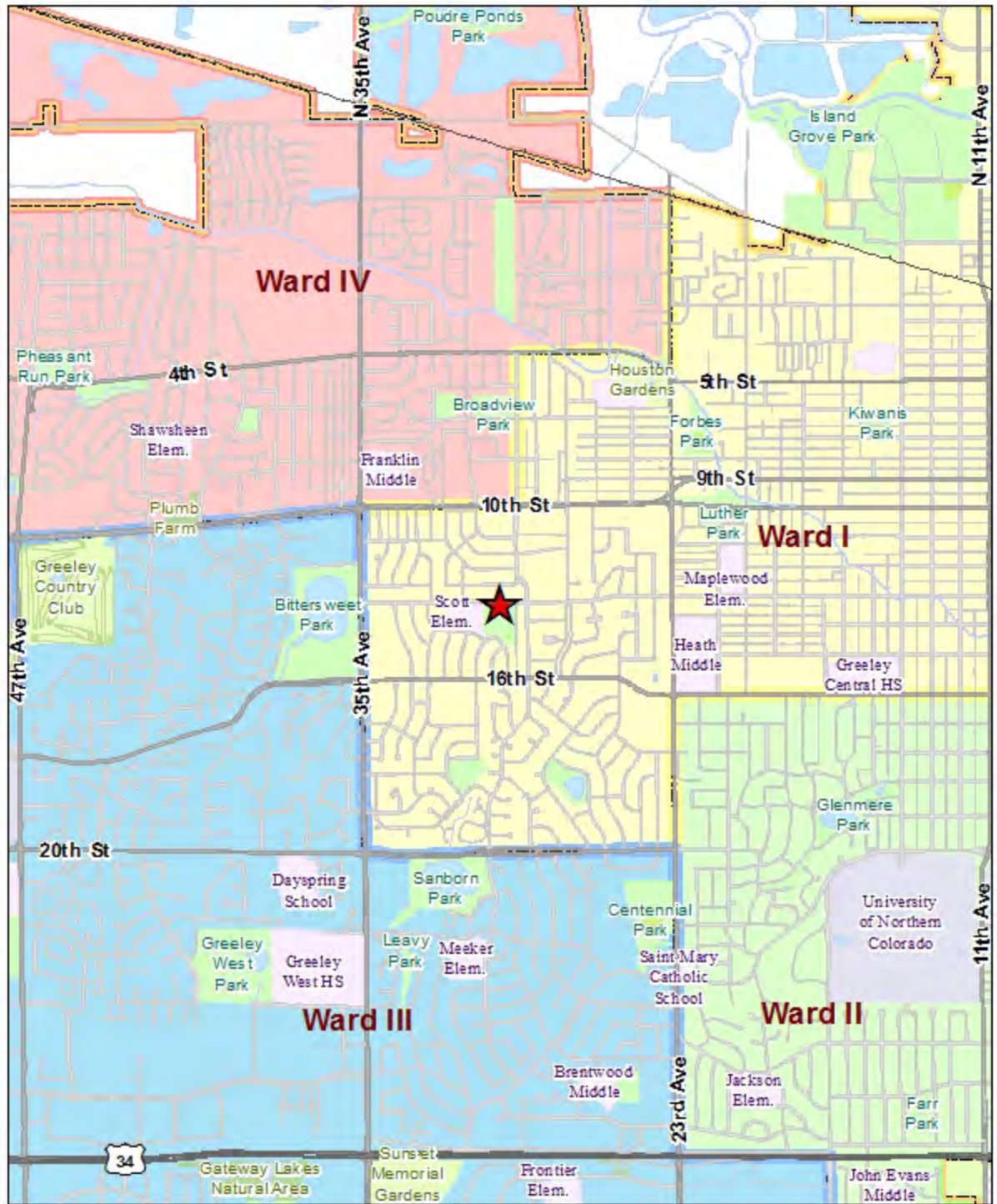
GL Account	Description	2015	2016	2017	2018	2019
Revenue						
6106	OT From Sales And Use Tax	325,000	0	0	0	0
	Total Revenue	325,000	0	0	0	0
Expense						
8202	Construction	325,000	0	0	0	0
	Total Expense	325,000	0	0	0	0
	Net Total	0	0	0	0	0

Impact on Operating Budget:



Capital Improvement Projects 2014

Project #: 2172



Project Summary

Project Number:	2173	Budget Year:	2015
Project Title:	Island Grove - Convert Field 5 at IG to synthetic turf	Council Priority:	Image-Quality of Life
Division:	Island Grove	Budget Status:	Data Entry
Project Type:	Parks/Recreation	Regions:	
Year Identified:	2014	Location:	Island Grove Park 501 North 14th Avenue
Fund:	318 - Quality of Life	Project Manager:	Sarah Boyd
Budget Unit #:		Project Status	Funded

Description:

Conversion of the traditional turf baseball field at Island Grove Park Field 5 to synthetic turf. Project will include design and construction.

Discussion of Progress:

Justification:

Conversion of the field to synthetic turf will expand the usability of Field 5 to accommodate ADA accessible games and play concurrent with the design guidelines established by the Miracle League. According to the 2014 Youth Needs Assessment, there is a strong need to provide additional programs and services to serve families and kids dealing with disabilities. Synthetic turf may also be used for soccer play and practice to supplement soccer field needs.

Revenue Detail:

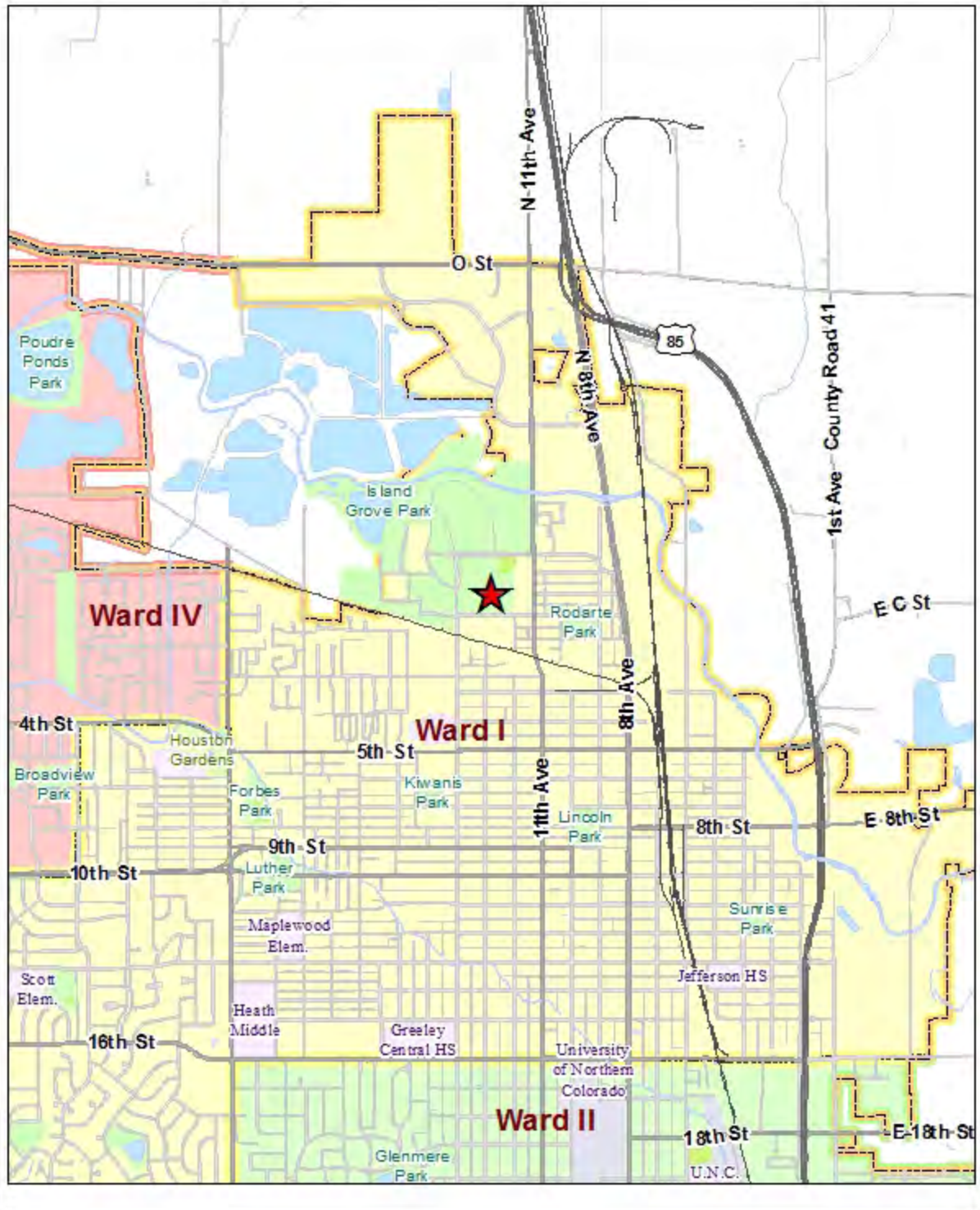
GL Account	Description	2015	2016	2017	2018	2019
Revenue						
6106	OT From Sales And Use Tax	0	100,000	1,100,000	0	0
	Total Revenue	0	100,000	1,100,000	0	0
Expense						
8202	Construction	0	100,000	1,100,000	0	0
	Total Expense	0	100,000	1,100,000	0	0
	Net Total	0	0	0	0	0

Impact on Operating Budget:



Capital Improvement Projects 2014

Project #: 2173



Project Summary

Project Number:	2174	Budget Year:	2015
Project Title:	Westmoor - Shelter/Restroom replacement	Council Priority:	Image-Quality of Life
Division:	Parks	Budget Status:	Data Entry
Project Type:	Parks/Recreation	Regions:	
Year Identified:	2014	Location:	Westmoor Park @ 39th Ave and 6th Street
Fund:	318 - Quality of Life	Project Manager:	Sarah Boyd
Budget Unit #:		Project Status	Funded

Description:

This line item will allow for the demolition and design build of a prefabricated restroom with one male and one female facility. Facility will include a chase room large enough for secure storage so on site residential shed can be eliminated. A 24x24 premanufactured shelter unattached but proximate will be included in the project.

Discussion of Progress:

Justification:

The restrooms and picnic shelter at Westmoor Park are over 35 years old and no longer efficient. There is no privacy when using the restrooms as the rooms are small and the stool is visible when the door is open. The doors do not lock and the restrooms are not ADA compliant. The wood support beams for the structure are showing severe dry rot. There are holes at the top of the walls that have had to be covered to keep birds from getting into the restrooms and nesting. This park is used for athletic programs and gets heavily used on occasion. There is no chase room so all the piping is in the walls and not accessible for maintenance and repairs. A new shelter and restrooms with automatic door locks would also help reduce vandalism.

Revenue Detail:

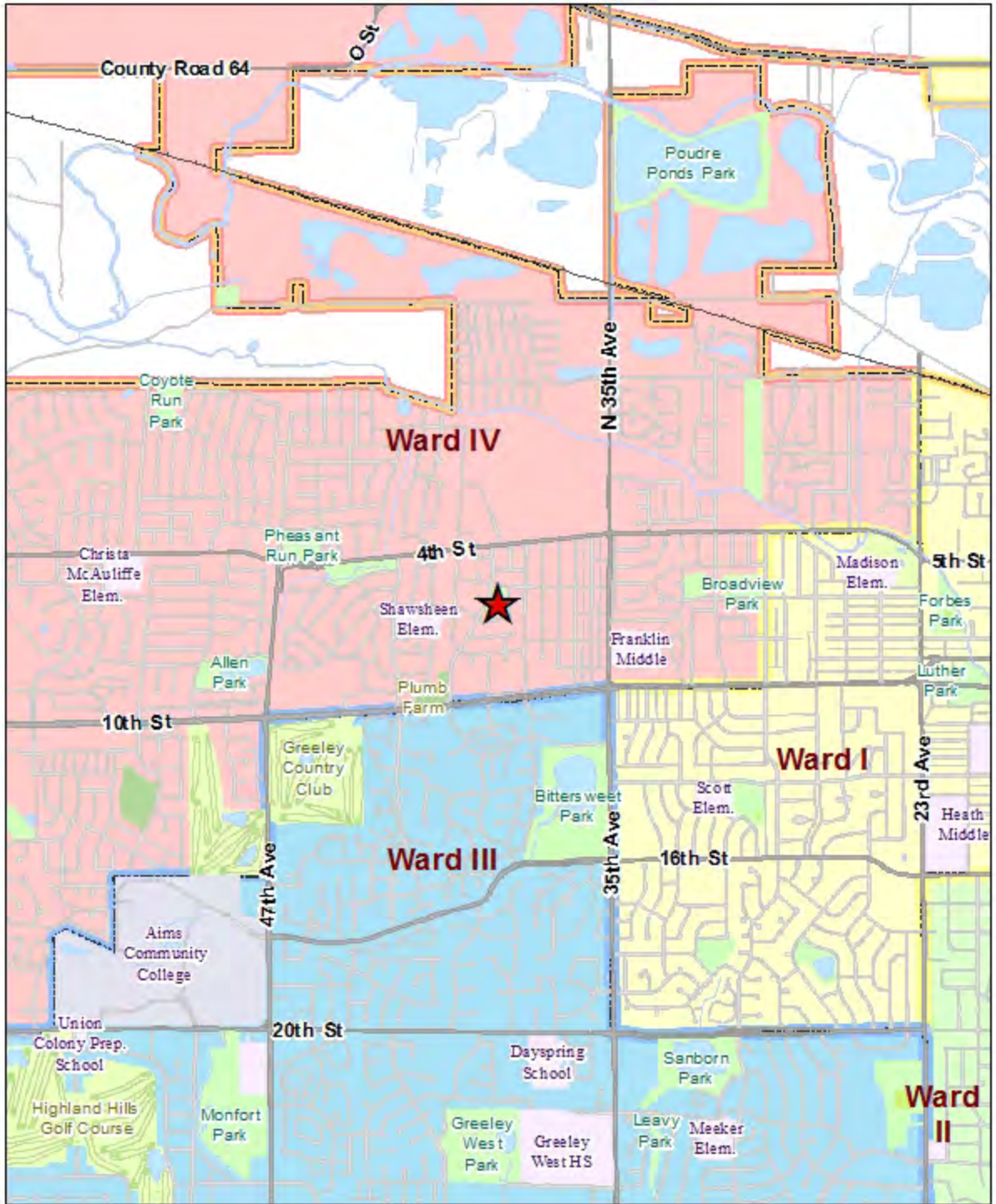
GL Account	Description	2015	2016	2017	2018	2019
Revenue						
6106	OT From Sales And Use Tax	0	0	330,000	0	0
	Total Revenue	0	0	330,000	0	0
Expense						
8202	Construction	0	0	330,000	0	0
	Total Expense	0	0	330,000	0	0
	Net Total	0	0	0	0	0

Impact on Operating Budget:



Capital Improvement Projects 2014

Project #: 2174



Project Summary

Project Number:	2177	Budget Year:	2015
Project Title:	Broadview - Shelter/Restroom replacement	Council Priority:	Image-Quality of Life
Division:	Parks	Budget Status:	Data Entry
Project Type:	Parks/Recreation	Regions:	
Year Identified:	2014	Location:	Broadview Park @ 6th Street and 28th Avenue
Fund:	318 - Quality of Life	Project Manager:	Sarah Boyd
Budget Unit #:		Project Status	Funded

Description:

This line item will allow for the demolition and design build of a prefabricated restroom with one male and one female facility. A chase room large enough to eliminate the on site shed will provide additional on site storage security. A 20 x 40 shelter will all be provided as an unattached but proximate shade structure.

Discussion of Progress:

Justification:

The restrooms and picnic shelter at Broadview Park are over 35 years old and are no longer efficient. There is no privacy as the restrooms are small and the stool is visible when the door is open. There are no locks on the doors and the restrooms are not ADA compliant. The wood support beams are cracking and showing signs of dry rot. There are holes at the top of the walls that have had to be closed to keep birds from getting in the restrooms and building nests. The park is used for Recreation Department programs and the shelter and restrooms are heavily used during the summer.

Revenue Detail:

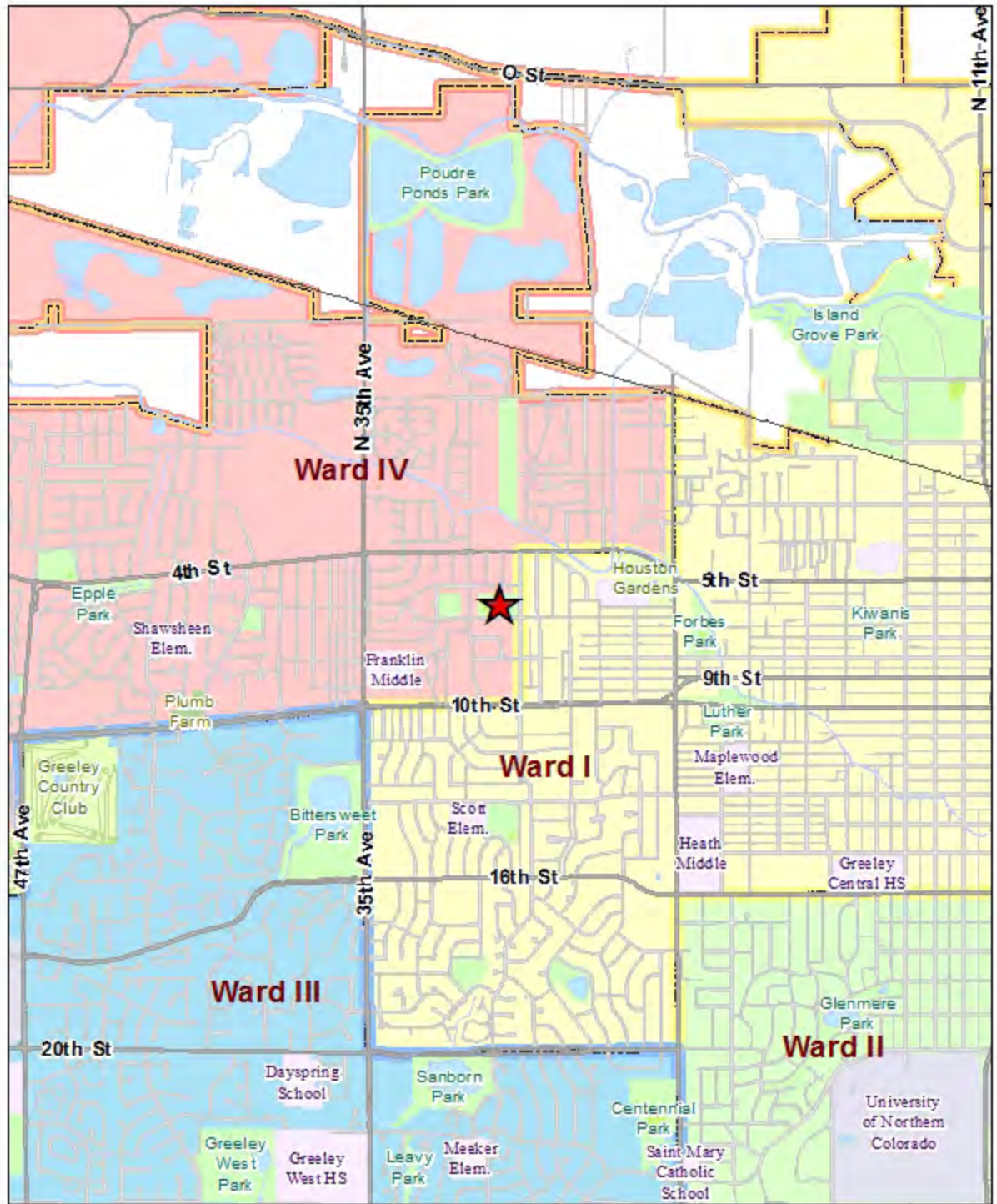
GL Account	Description	2015	2016	2017	2018	2019
Revenue						
6106	OT From Sales And Use Tax	0	0	0	0	330,000
	Total Revenue	0	0	0	0	330,000
Expense						
8202	Construction	0	0	0	0	330,000
	Total Expense	0	0	0	0	330,000
	Net Total	0	0	0	0	0

Impact on Operating Budget:



Capital Improvement Projects 2014

Project #: 2177



Project Summary

Project Number:	2175	Budget Year:	2015
Project Title:	Bittersweet Park - Pedestrian lighting for new sidewalk areas	Council Priority:	Image-Quality of Life
Division:	Parks	Budget Status:	Data Entry
Project Type:	Parks/Recreation	Regions:	
Year Identified:	2014	Location:	Bittersweet Park - 35th Avenue and 16th Street
Fund:	318 - Quality of Life	Project Manager:	Sarah Boyd
Budget Unit #:		Project Status	Funded

Description:

This line item will provide for the design and construction of new pedestrian pathway lighting for the recently completed pathways within Bittersweet Park. Design will be consistent with the existing lighting currently located on the perimeter of Bittersweet Park.

Discussion of Progress:

Justification:

Relocation and completion of new pathways has moved sidewalks into the park where street lighting is no longer effective.

Revenue Detail:

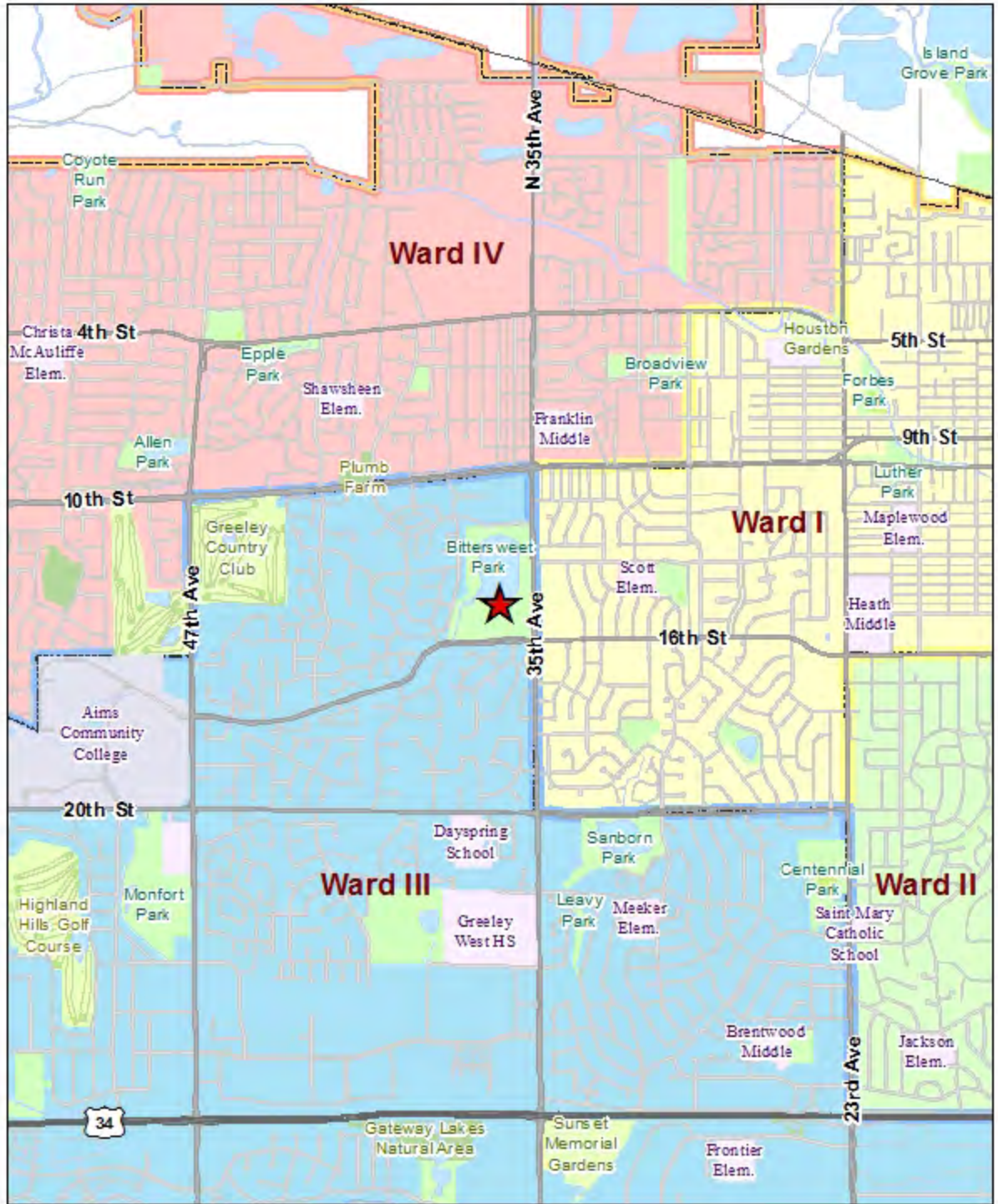
GL Account	Description	2015	2016	2017	2018	2019
Revenue						
6106	OT From Sales And Use Tax	65,000	0	0	0	0
	Total Revenue	65,000	0	0	0	0
Expense						
8202	Construction	65,000	0	0	0	0
	Total Expense	65,000	0	0	0	0
	Net Total	0	0	0	0	0

Impact on Operating Budget:



Capital Improvement Projects 2014

Project #: 2175



Project Summary

Project Number:	2178	Budget Year:	2015
Project Title:	Glenmere - Lighting	Council Priority:	Image-Quality of Life
Division:	Parks	Budget Status:	Data Entry
Project Type:	Parks/Recreation	Regions:	
Year Identified:	2014	Location:	Glenmere Park @ 14th Avenue and Glenmere Blvd
Fund:	318 - Quality of Life	Project Manager:	Sarah Boyd
Budget Unit #:		Project Status	Funded

Description:

This project will provide for the removal and undergrounding of existing overhead wiring within Glenmere Park.

Discussion of Progress:

Justification:

Due to the popularity of fishing in Glenmere Park, old overhead wiring has become tangled with fishing lures and lines. Undergrounding of the electrical facilities will help to preserve the historic views created in the original park design.

Revenue Detail:

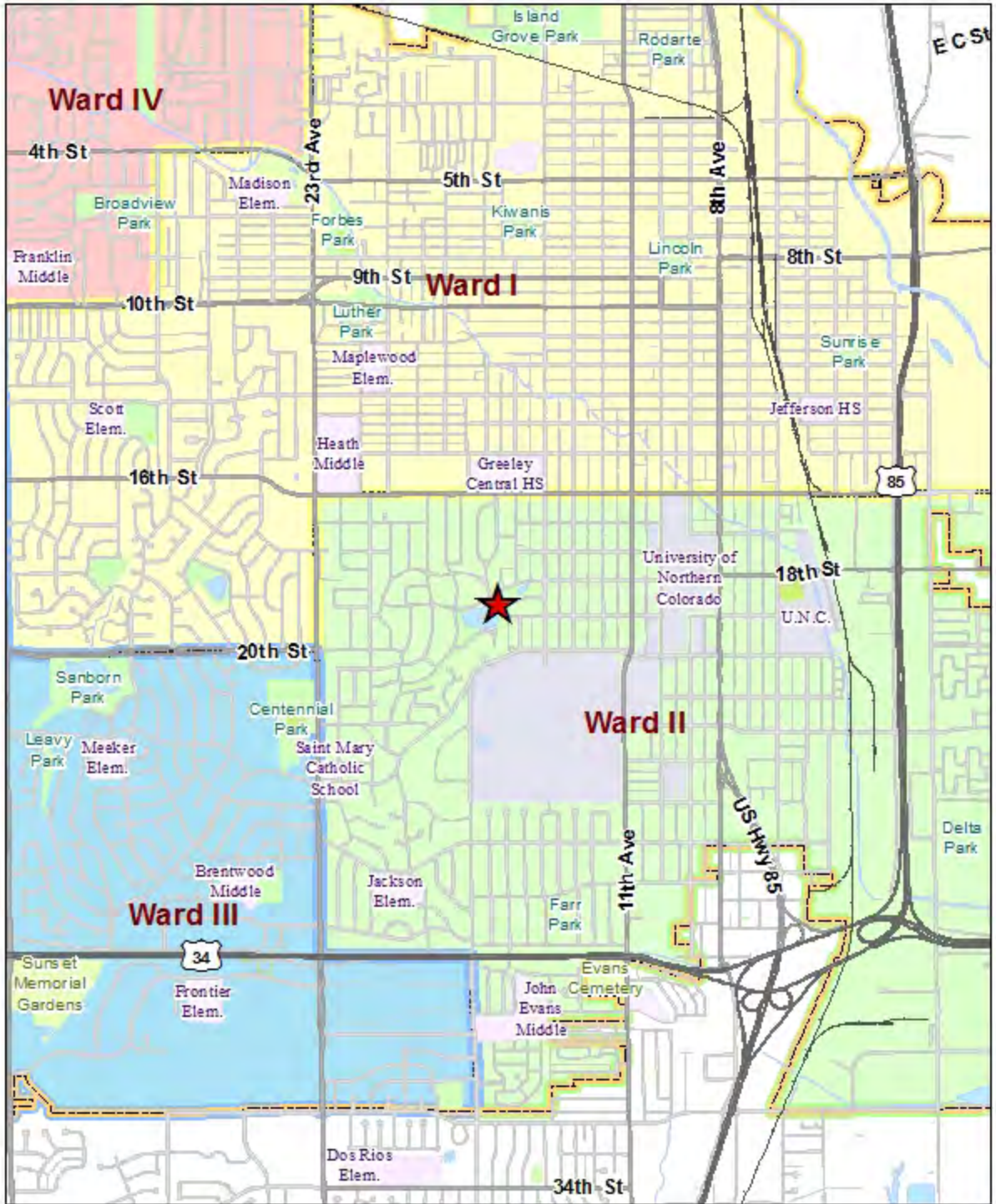
GL Account	Description	2015	2016	2017	2018	2019
Revenue						
6106	OT From Sales And Use Tax	0	422,000	0	0	0
	Total Revenue	0	422,000	0	0	0
Expense						
8202	Construction	0	422,000	0	0	0
	Total Expense	0	422,000	0	0	0
	Net Total	0	0	0	0	0

Impact on Operating Budget:



Capital Improvement Projects 2014

Project #: 2178



Project Summary

Project Number:	2176	Budget Year:	2015
Project Title:	Unknown location - Skate park	Council Priority:	Image-Quality of Life
Division:	Parks	Budget Status:	Data Entry
Project Type:	Parks/Recreation	Regions:	
Year Identified:	2014	Location:	TBD
Fund:	318 - Quality of Life	Project Manager:	Sarah Boyd
Budget Unit #:		Project Status	Funded

Description:

Complete design and construction of a concrete subgrade skate park with a varying degree of difficulty for multiple youth skill sets.

Discussion of Progress:

Justification:

2014 Youth Needs Assessment indicates a need for a skate facility that meets the needs of local youth. The existing facilities at Centennial and Peak View Park are not challenging and damage skate equipment. As a result local youth would prefer to use "organic" sites such as private and public infrastructure that are not designed for skating and skate boards.

Revenue Detail:

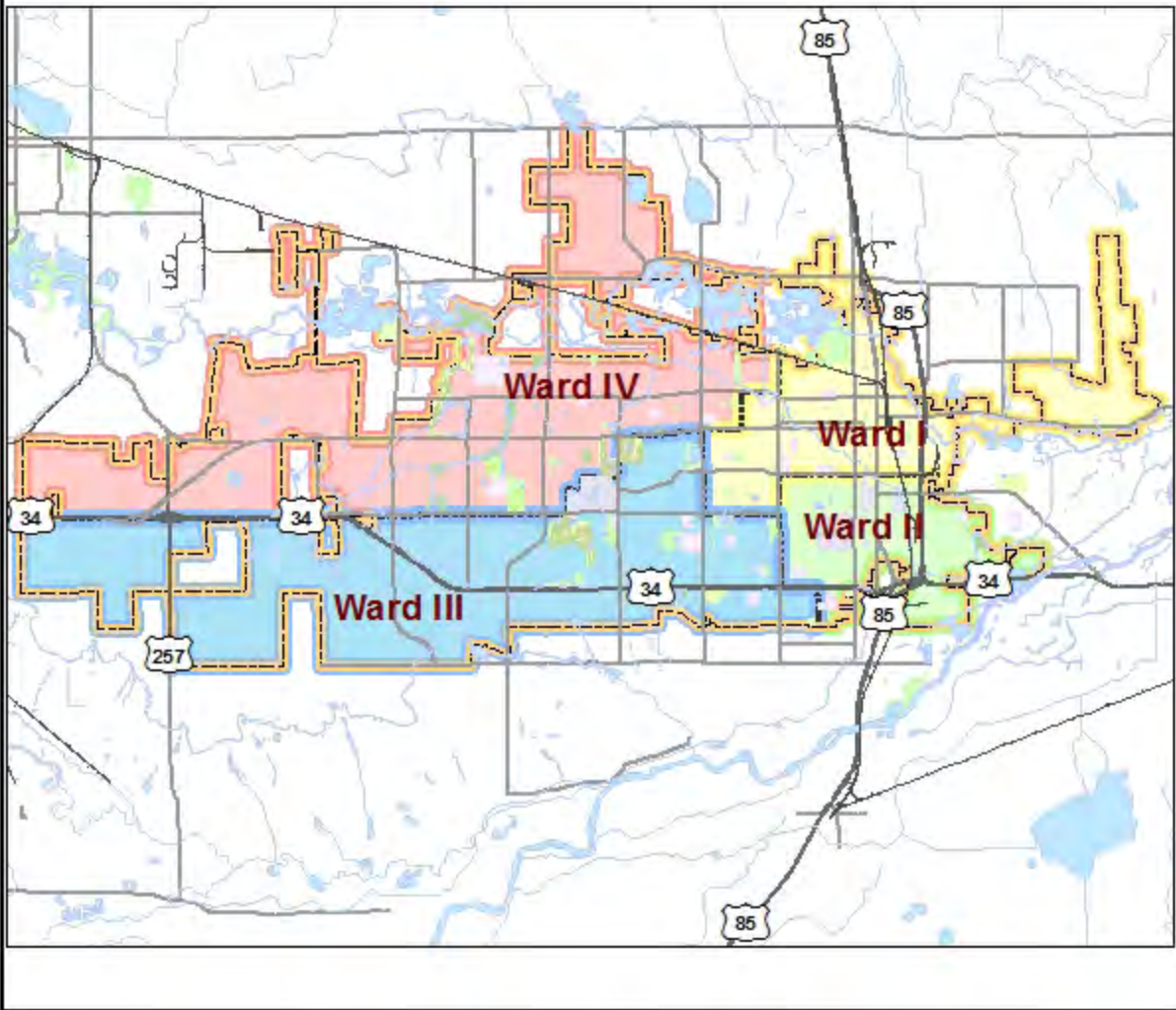
GL Account	Description	2015	2016	2017	2018	2019
Revenue						
6106	OT From Sales And Use Tax	0	0	0	1,800,000	0
	Total Revenue	0	0	0	1,800,000	0
Expense						
8202	Construction	0	0	0	1,800,000	0
	Total Expense	0	0	0	1,800,000	0
	Net Total	0	0	0	0	0

Impact on Operating Budget:



Capital Improvement Projects 2014

Project #: Citywide



Project Summary

Project Number:	2171	Budget Year:	2015
Project Title:	All Parks - Parks/Trails/Natural Areas signage	Council Priority:	Image-Quality of Life
Division:	Parks	Budget Status:	Data Entry
Project Type:	Parks/Recreation	Regions:	
Year Identified:	2014	Location:	Citywide
Fund:	318 - Quality of Life	Project Manager:	Sarah Boyd
Budget Unit #:		Project Status	Funded

Description:

This budget line item will allow for the purchase and installation of park signs consistent with the design work completed by 2014.

Discussion of Progress:

Justification:

Aging and dated park signage has resulted in multiple park locations without adequate identification of City parks, trail and open space amenities. Existing signage is dated and difficult to maintain. Additionally they can no longer be manufactured in-house resulting new facilities without signage. The recently completed sign designs identify a family of signs for all park facilities creating a positive and consistent public image that highlight these much loved public facilities.

Revenue Detail:

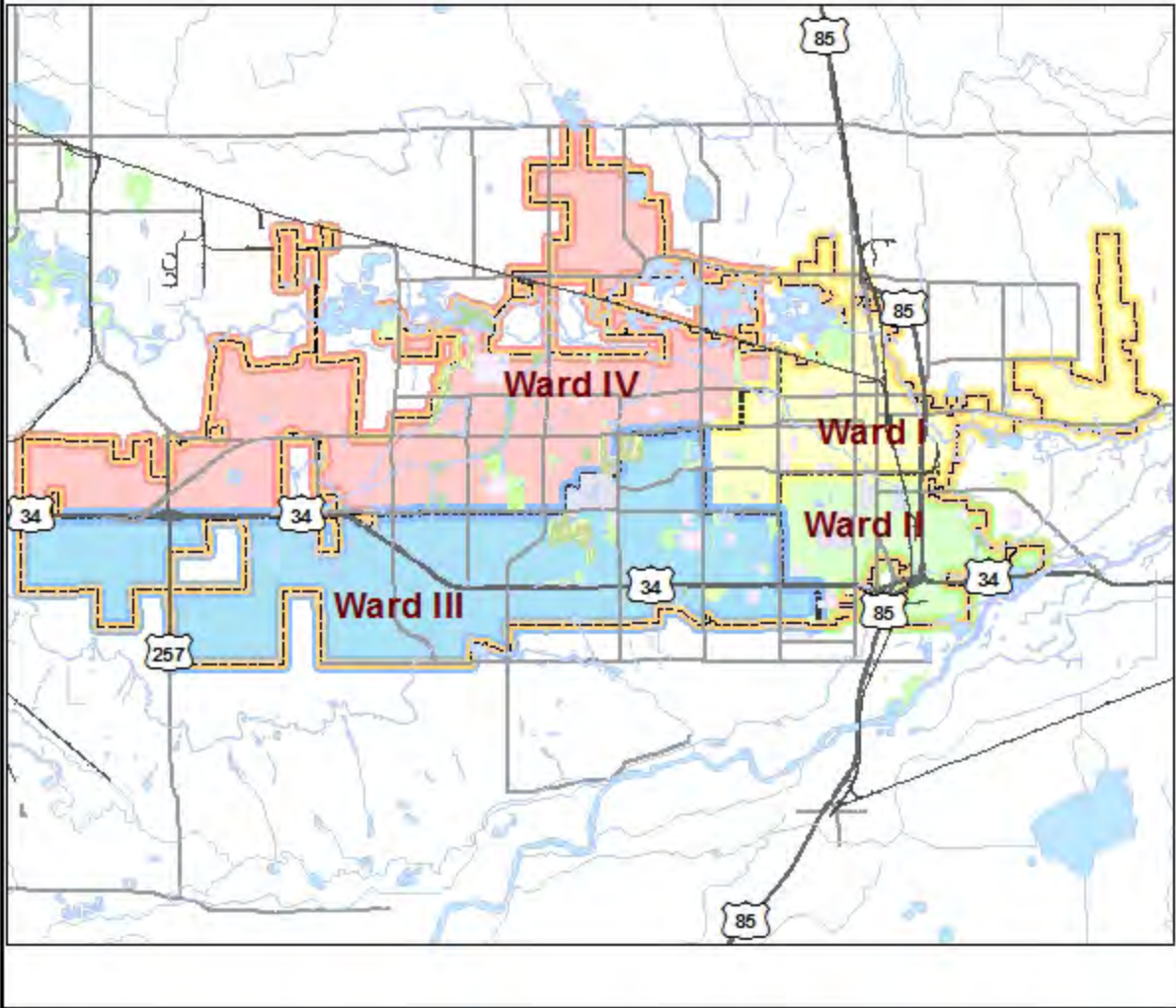
GL Account	Description	2015	2016	2017	2018	2019
Revenue						
6106	OT From Sales And Use Tax	300,000	0	0	0	0
	Total Revenue	300,000	0	0	0	0
Expense						
8202	Construction	300,000	0	0	0	0
	Total Expense	300,000	0	0	0	0
	Net Total	0	0	0	0	0

Impact on Operating Budget:



Capital Improvement Projects 2014

Project #: Citywide



Project Summary

Project Number:	2179	Budget Year:	2015
Project Title:	East Memorial - Playground	Council Priority:	Image-Quality of Life
Division:	Parks	Budget Status:	Data Entry
Project Type:	Parks/Recreation	Regions:	
Year Identified:	2014	Location:	East Memorial Park - Balsam Avenue and E. 22nd Street
Fund:	318 - Quality of Life	Project Manager:	Sarah Boyd
Budget Unit #:		Project Status	Funded

Description:

Construction of a 2-5 year old playground area to serve the surrounding neighborhood.

Discussion of Progress:

Justification:

Currently this park is without a playground. Public input indicates the need for a structure to serve the 2-5 age group.

Revenue Detail:

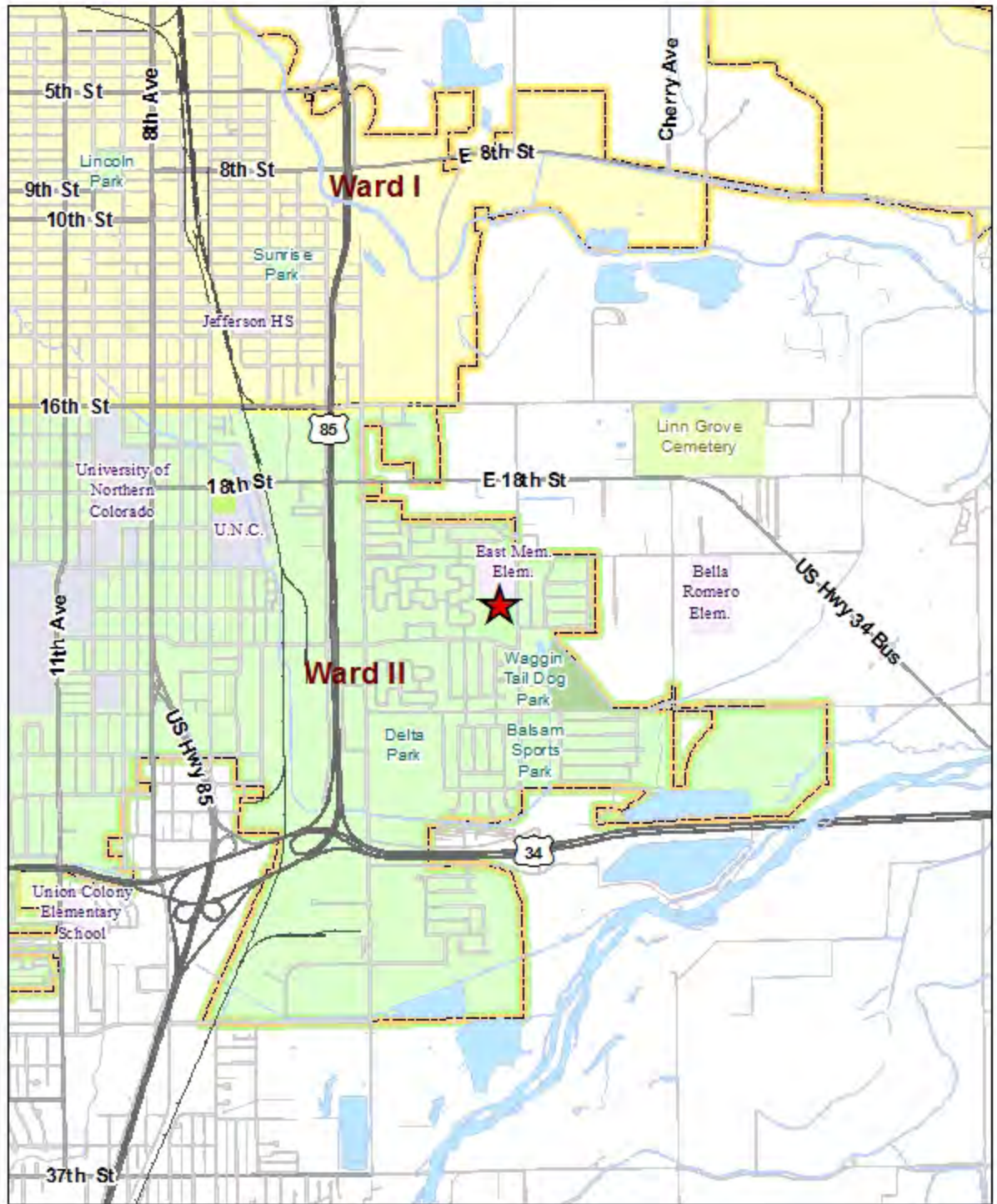
GL Account	Description	2015	2016	2017	2018	2019
Revenue						
6106	OT From Sales And Use Tax	225,000	0	0	0	0
	Total Revenue	225,000	0	0	0	0
Expense						
8202	Construction	206,600	0	0	0	0
8204	Contingency	10,000	0	0	0	0
8208	Furniture,Fixtures,Equipment	5,000	0	0	0	0
8214	Legal Publications	200	0	0	0	0
8228	Printing, Copying	200	0	0	0	0
8232	Project Management	2,000	0	0	0	0
8234	Repair/Maint Supplies	1,000	0	0	0	0
	Total Expense	225,000	0	0	0	0
	Net Total	0	0	0	0	0

Impact on Operating Budget:



Capital Improvement Projects 2014

Project #: 2179



Project Summary

Project Number:	14002	Budget Year:	2015
Project Title:	Playground replacement - Sherwood/Scott Elementary School	Council Priority:	Image-Quality of Life
Division:	Parks	Budget Status:	Data Entry
Project Type:	Parks Maintenance/Improvement	Regions:	1- 16 St North/35 Ave East
Year Identified:	2014	Location:	Sherwood Park @ 28th Avenue and 13th Street
Fund:	318 - Quality of Life	Project Manager:	Sarah Boyd
Budget Unit #:		Project Status	Funded

Description:

This project will replace the existing playground at Sherwood Park. The existing playground does not meet current safety standards. Staff will remove the existing playground. Input for playground design will be collected through public engagement. Vendor will supply playground design, subsurface drainage design, playground installation, drainage installation and safety surfacing installation.

Discussion of Progress:

Justification:

Playground no longer meets the standards set by ASTM, CPSC and NPSI for safety. The existing playground is over 15 years old and beyond its useful life. Opportunities for head and neck entrapments as well as hard and inadequate surfacing to attenuate falls contribute to the need for replacement. The Needs Assessment indicated a strong desire for more young children play structures, and Scott School's playground is pretty minimal. Demographics in the neighborhood also indicate very strong presence of young families in this area.

Revenue Detail:

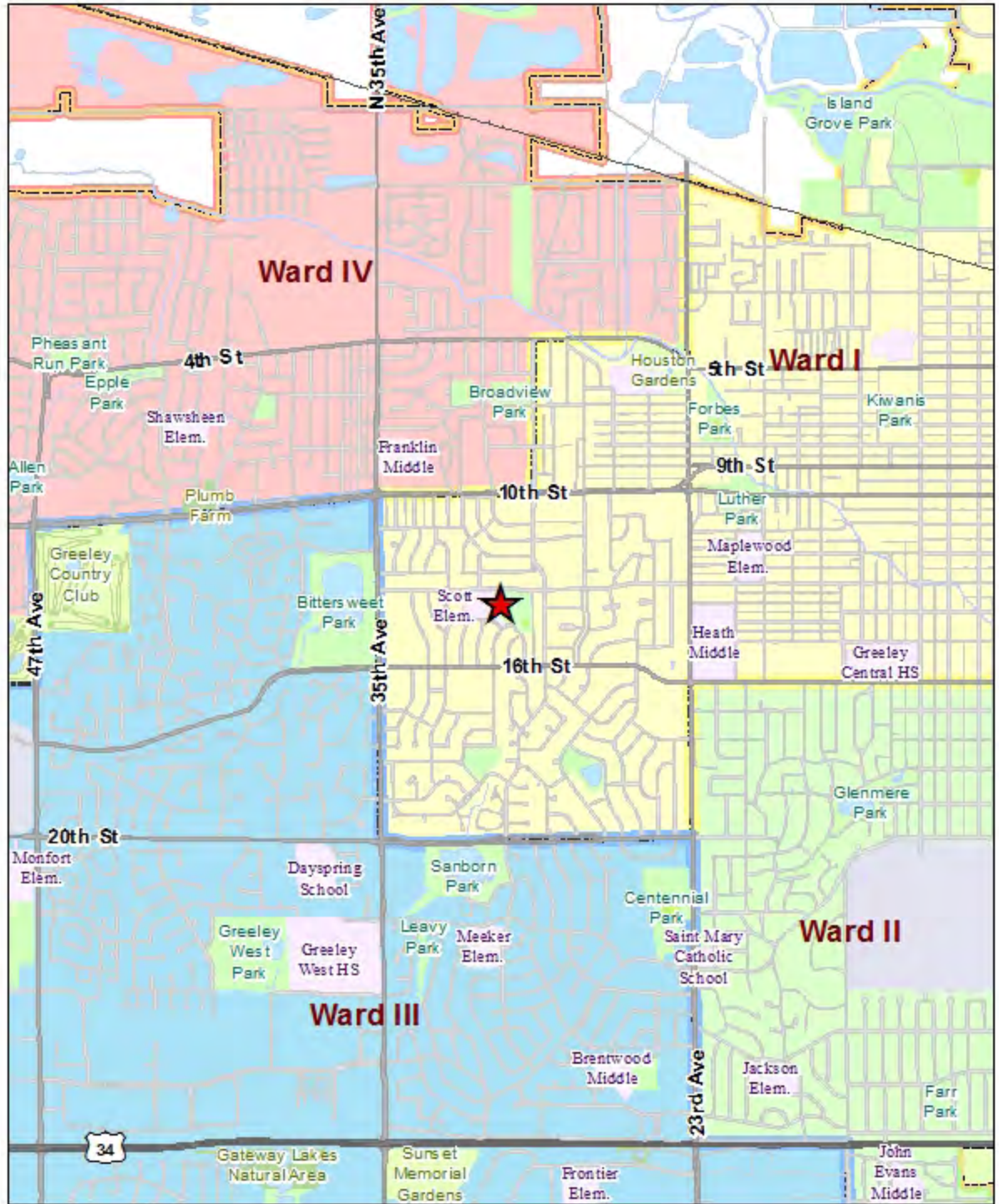
GL Account	Description	2015	2016	2017	2018	2019
Revenue						
6106	OT From Sales And Use Tax	175,000	0	0	0	0
	Total Revenue	175,000	0	0	0	0
Expense						
8202	Construction	149,100	0	0	0	0
8204	Contingency	17,500	0	0	0	0
8208	Furniture,Fixtures,Equipment	5,000	0	0	0	0
8214	Legal Publications	200	0	0	0	0
8228	Printing, Copying	200	0	0	0	0
8232	Project Management	2,000	0	0	0	0
8234	Repair/Maint Supplies	1,000	0	0	0	0
	Total Expense	175,000	0	0	0	0
	Net Total	0	0	0	0	0

Impact on Operating Budget:



Capital Improvement Projects 2014

Project #: 14002



Project Summary

Project Number:	14003	Budget Year:	2015
Project Title:	Playground replacement - Woodbriar	Council Priority:	Image-Quality of Life
Division:	Parks	Budget Status:	Data Entry
Project Type:	Parks Maintenance/Improvement	Regions:	3- 10 St South/23 Ave West
Year Identified:	2014	Location:	Woodbriar Park @ 18th Street and 29th Avenue Place
Fund:	318 - Quality of Life	Project Manager:	Sarah Boyd
Budget Unit #:		Project Status	Funded

Description:

This project will replace the existing playground at Woodbriar Park. The existing playground does not meet current safety standards. Staff will remove the existing playground. Input for playground design will be collected through public engagement. Vendor will supply playground design, subsurface drainage design, playground installation, drainage installation and safety surfacing installation.

Discussion of Progress:

Justification:

Playground no longer meets the standards set by ASTM, CPSC and NPSI for safety. The existing playground is over 15 years old and beyond its useful life. Opportunities for head and neck entrapments as well as hard and inadequate surfacing to attenuate falls contribute to the need for replacement.

Revenue Detail:

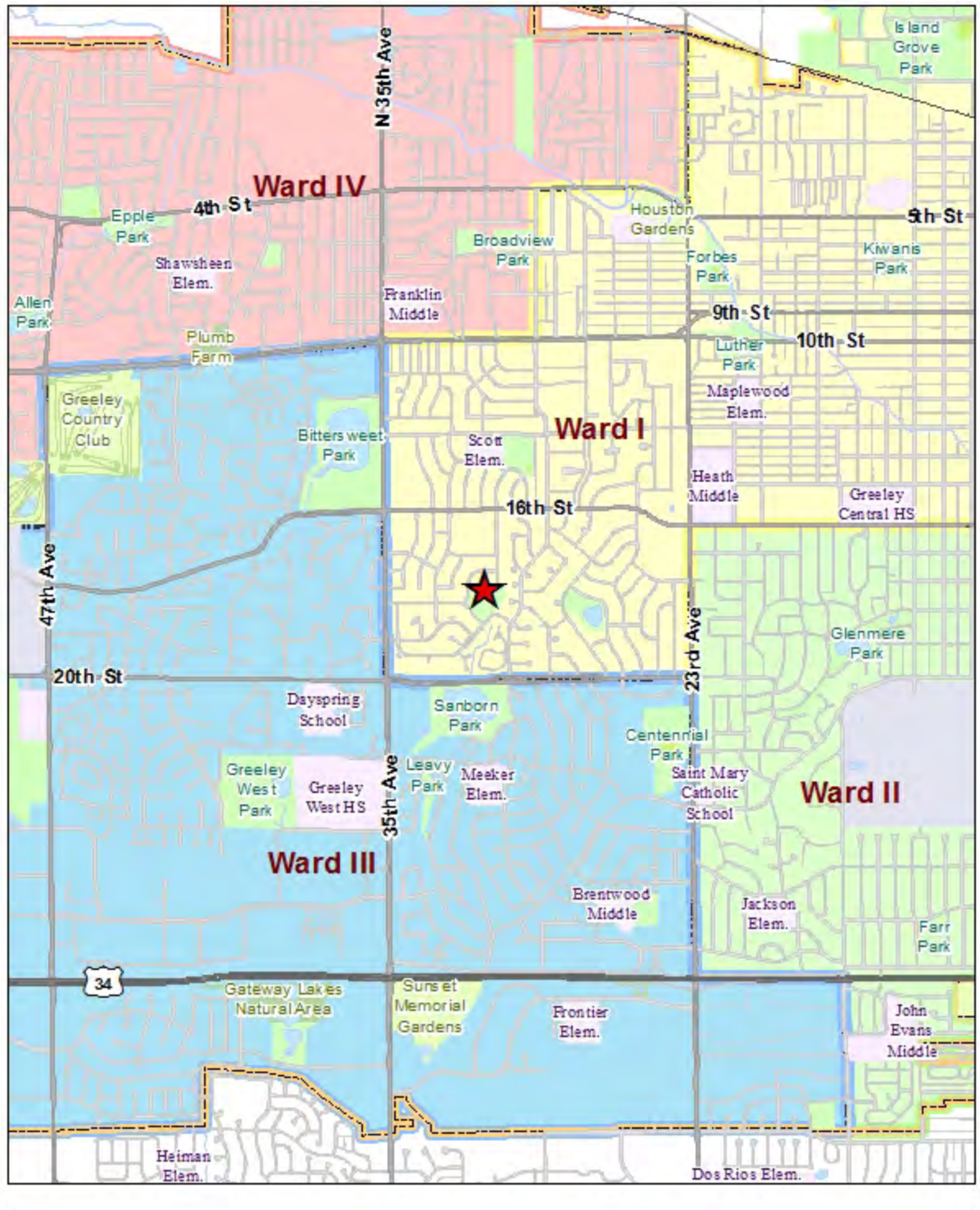
GL Account	Description	2015	2016	2017	2018	2019
Revenue						
6106	OT From Sales And Use Tax	0	225,000	0	0	0
	Total Revenue	0	225,000	0	0	0
Expense						
8202	Construction	0	206,600	0	0	0
8204	Contingency	0	10,000	0	0	0
8208	Furniture,Fixtures,Equipment	0	5,000	0	0	0
8214	Legal Publications	0	200	0	0	0
8228	Printing, Copying	0	200	0	0	0
8232	Project Management	0	2,000	0	0	0
8234	Repair/Maint Supplies	0	1,000	0	0	0
	Total Expense	0	225,000	0	0	0
	Net Total	0	0	0	0	0

Impact on Operating Budget:



Capital Improvement Projects 2014

Project #: 14003



Project Summary

Project Number:	14004	Budget Year:	2015
Project Title:	Playground replacement - Glenmere	Council Priority:	Image-Quality of Life
Division:	Parks	Budget Status:	Data Entry
Project Type:	Parks Maintenance/Improvement	Regions:	2- 16 St South/23 Ave East
Year Identified:	2014	Location:	Glenmere Park @ 14th Avenue and Glenmere Blvd
Fund:	318 - Quality of Life	Project Manager:	Sarah Boyd
Budget Unit #:		Project Status	Funded

Description:

This project will replace the existing playground at Glenmere Park. The existing playground does not meet current safety standards. Staff will remove the existing playground. Input for playground design will be collected through public engagement. Vendor will supply playground design, subsurface drainage design, playground installation, drainage installation and safety surfacing installation.

Discussion of Progress:

Justification:

Playground no longer meets the standards set by ASTM, CPSC and NPSI for safety. The existing playground is over 15 years old and beyond its useful life. Opportunities for head and neck entrapments as well as hard and inadequate surfacing to attenuate falls contribute to the need for replacement.

Revenue Detail:

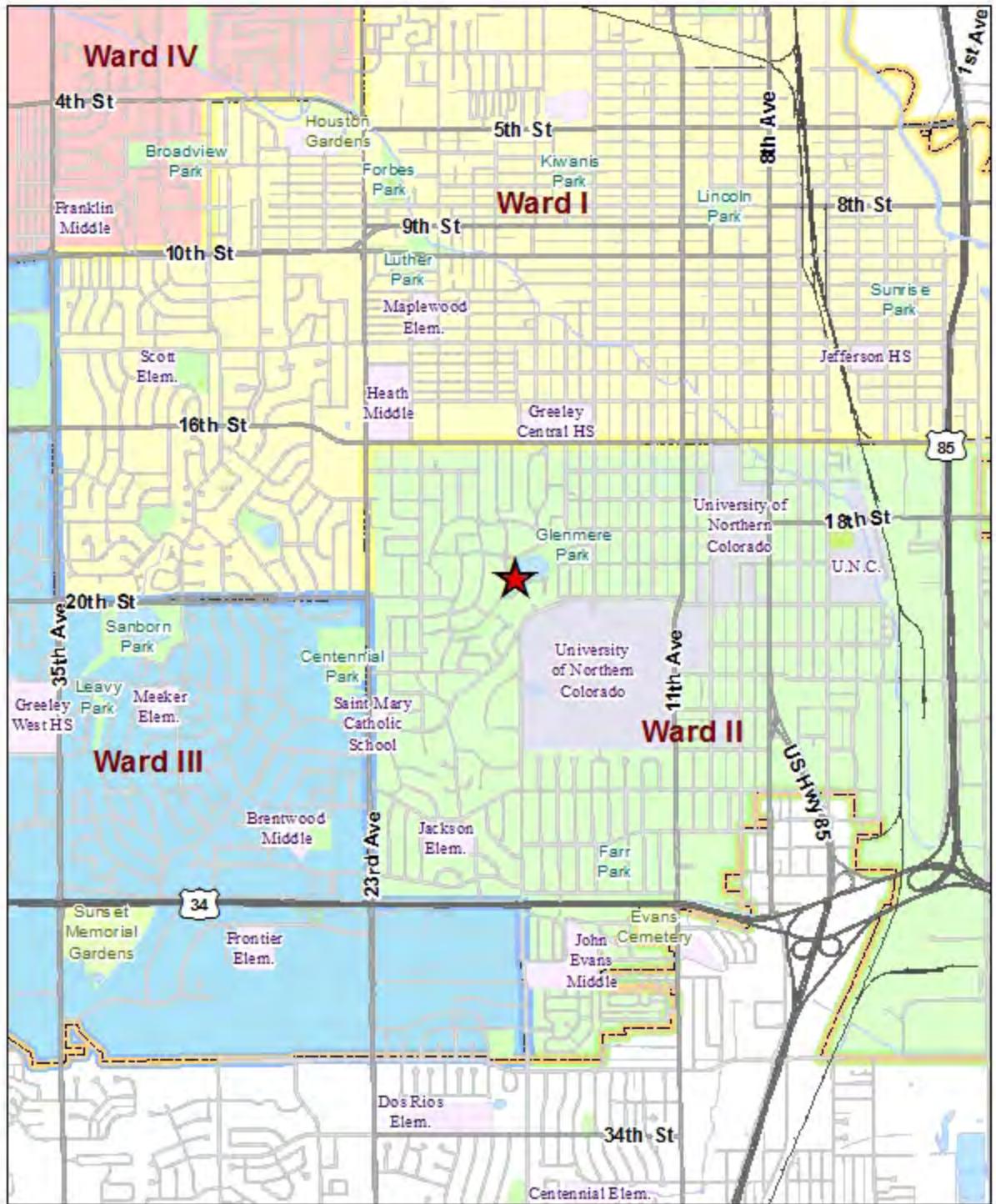
GL Account	Description	2015	2016	2017	2018	2019
Revenue						
6106	OT From Sales And Use Tax	0	0	225,000	0	0
	Total Revenue	0	0	225,000	0	0
Expense						
8202	Construction	0	0	206,600	0	0
8204	Contingency	0	0	10,000	0	0
8208	Furniture,Fixtures,Equipment	0	0	5,000	0	0
8214	Legal Publications	0	0	200	0	0
8228	Printing, Copying	0	0	200	0	0
8232	Project Management	0	0	2,000	0	0
8234	Repair/Maint Supplies	0	0	1,000	0	0
	Total Expense	0	0	225,000	0	0
	Net Total	0	0	0	0	0

Impact on Operating Budget:



Capital Improvement Projects 2014

Project #: 14004



Project Summary

Project Number:	14005	Budget Year:	2015
Project Title:	Playground replacement - Westmoor	Council Priority:	Image-Quality of Life
Division:	Parks	Budget Status:	Data Entry
Project Type:	Parks Maintenance/Improvement	Regions:	4 - 10 St North/23 Ave West
Year Identified:	2014	Location:	Westmoor Park @ 39th Ave and 6th Street
Fund:	318 - Quality of Life	Project Manager:	Sarah Boyd
Budget Unit #:		Project Status	Funded

Description:

This project will replace the existing playground at Westmoor Park. The existing playground does not meet current safety standards. Staff will remove the existing playground. Input for playground design will be collected through public engagement. Vendor will supply playground design, subsurface drainage design, playground installation, drainage installation and safety surfacing installation.

Discussion of Progress:

Justification:

Playground no longer meets the standards set by ASTM, CPSC and NPSI for safety. The existing playground is over 15 years old and beyond its useful life. Opportunities for head and neck entrapments as well as hard and inadequate surfacing to attenuate falls contribute to the need for replacement.

Revenue Detail:

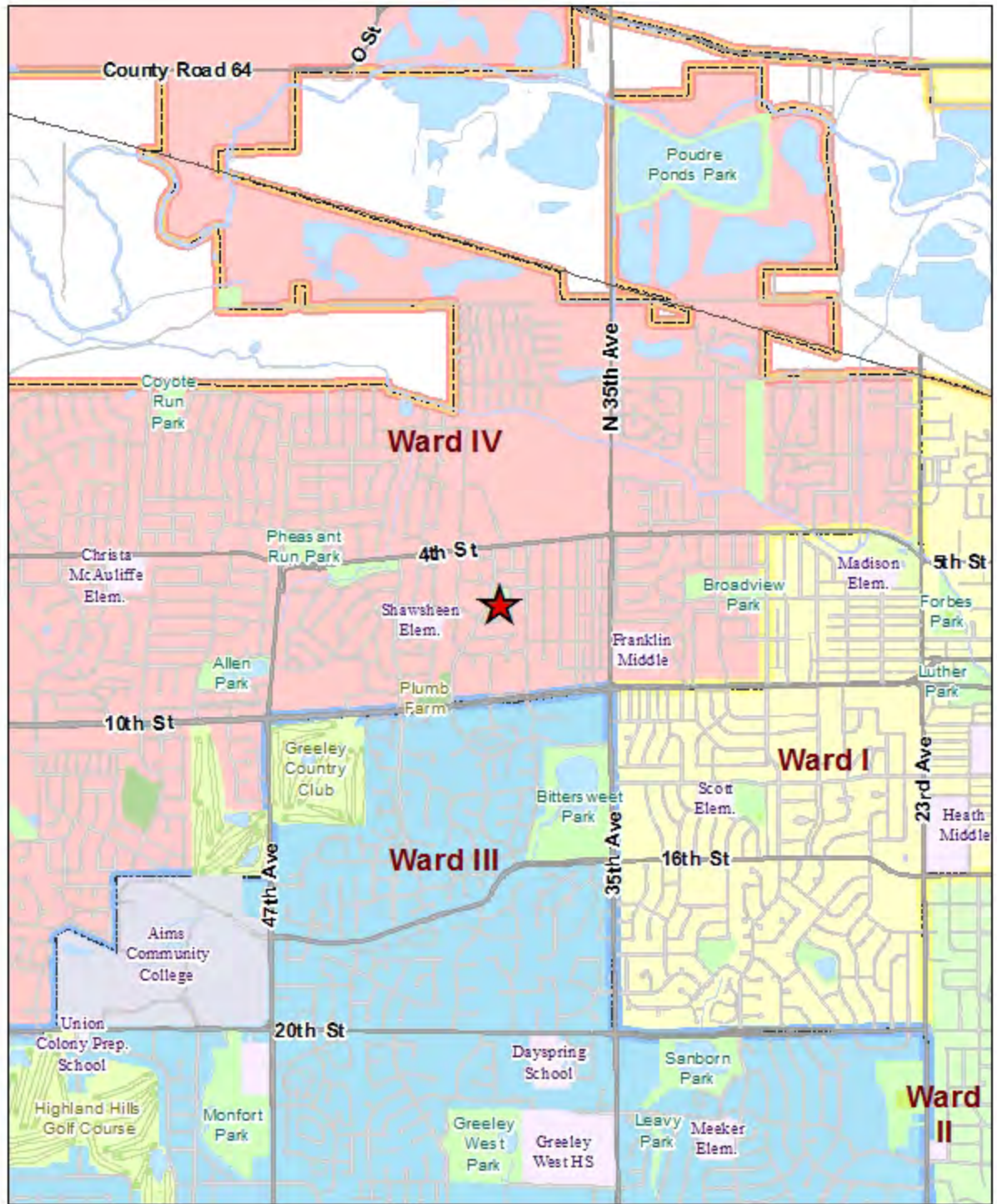
GL Account	Description	2015	2016	2017	2018	2019
Revenue						
6106	OT From Sales And Use Tax	0	0	225,000	0	0
	Total Revenue	0	0	225,000	0	0
Expense						
8202	Construction	0	0	206,600	0	0
8204	Contingency	0	0	10,000	0	0
8208	Furniture,Fixtures,Equipment	0	0	5,000	0	0
8214	Legal Publications	0	0	200	0	0
8228	Printing, Copying	0	0	200	0	0
8232	Project Management	0	0	2,000	0	0
8234	Repair/Maint Supplies	0	0	1,000	0	0
	Total Expense	0	0	225,000	0	0
	Net Total	0	0	0	0	0

Impact on Operating Budget:



Capital Improvement Projects 2014

Project #: 14005



Project Summary

Project Number:	14039	Budget Year:	2015
Project Title:	Playground replacement - Sunrise	Council Priority:	Image-Quality of Life
Division:	Parks	Budget Status:	Data Entry
Project Type:	Parks/Recreation	Regions:	1- 16 St North/35 Ave East
Year Identified:	2014	Location:	Sunrise Park @ 3rd Avenue and 11th Street
Fund:	318 - Quality of Life	Project Manager:	Sarah Boyd
Budget Unit #:		Project Status	Funded

Description:

This project will replace the existing playground at Sunrise Park. Input for playground design will be collected through public engagement. Vendor will supply playground design, subsurface drainage design, playground installation, drainage installation and safety surfacing installation.

Discussion of Progress:

Justification:

The existing playground is over 15 years old and beyond its useful life.

Revenue Detail:

GL Account	Description	2015	2016	2017	2018	2019
Revenue						
6106	OT From Sales And Use Tax	0	0	0	225,000	0
	Total Revenue	0	0	0	225,000	0
Expense						
8202	Construction	0	0	0	206,600	0
8204	Contingency	0	0	0	10,000	0
8208	Furniture,Fixtures,Equipment	0	0	0	5,000	0
8214	Legal Publications	0	0	0	400	0
8232	Project Management	0	0	0	2,000	0
8234	Repair/Maint Supplies	0	0	0	1,000	0
	Total Expense	0	0	0	225,000	0
	Net Total	0	0	0	0	0

Impact on Operating Budget:



Capital Improvement Projects 2014

Project #: 14039



Project Summary

Project Number:	14040	Budget Year:	2015
Project Title:	Playground replacement - Kiwanis	Council Priority:	Image-Quality of Life
Division:	Parks	Budget Status:	Data Entry
Project Type:	Parks/Recreation	Regions:	1- 16 St North/35 Ave East
Year Identified:	2014	Location:	Kiwanis Park from mid block 6th Street and 14th Avenue
Fund:	318 - Quality of Life	Project Manager:	Sarah Boyd
Budget Unit #:		Project Status	Funded

Description:

This project will replace the existing playground at Kiwanis Park. Input for playground design will be collected through public engagement. Vendor will supply playground design, subsurface drainage design, playground installation, drainage installation and safety surfacing installation.

Discussion of Progress:

Justification:

The existing playground is over 15 years old and beyond its useful life.

Revenue Detail:

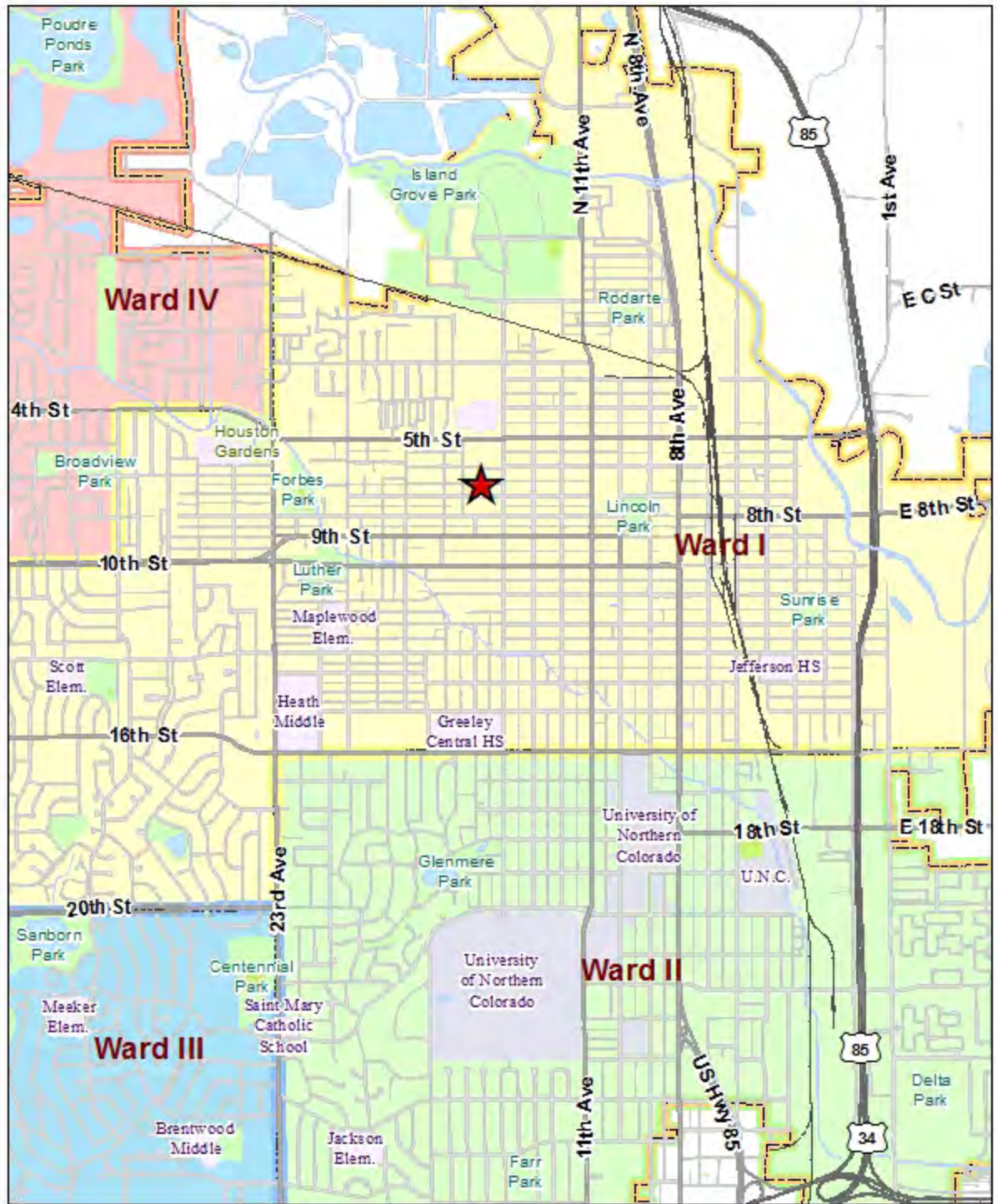
GL Account	Description	2015	2016	2017	2018	2019
Revenue						
6106	OT From Sales And Use Tax	0	0	0	225,000	0
	Total Revenue	0	0	0	225,000	0
Expense						
8202	Construction	0	0	0	206,600	0
8204	Contingency	0	0	0	10,000	0
8208	Furniture,Fixtures,Equipment	0	0	0	5,000	0
8214	Legal Publications	0	0	0	400	0
8232	Project Management	0	0	0	2,000	0
8234	Repair/Maint Supplies	0	0	0	1,000	0
	Total Expense	0	0	0	225,000	0
	Net Total	0	0	0	0	0

Impact on Operating Budget:



Capital Improvement Projects 2014

Project #: 14040



Project Summary

Project Number:	14041	Budget Year:	2015
Project Title:	Playground replacement - Broadview	Council Priority:	Image-Quality of Life
Division:	Parks	Budget Status:	Data Entry
Project Type:	Parks/Recreation	Regions:	1- 16 St North/35 Ave East
Year Identified:	2014	Location:	Broadview Park @ 6th Street and 28th Avenue
Fund:	318 - Quality of Life	Project Manager:	Sarah Boyd
Budget Unit #:		Project Status	Funded

Description:

This project will replace the existing playground at Broadview Acres Park. Input for playground design will be collected through public engagement. Vendor will supply playground design, subsurface drainage design, playground installation, drainage installation and safety surfacing installation.

Discussion of Progress:

Justification:

The existing playground is over 15 years old and beyond its useful life.

Revenue Detail:

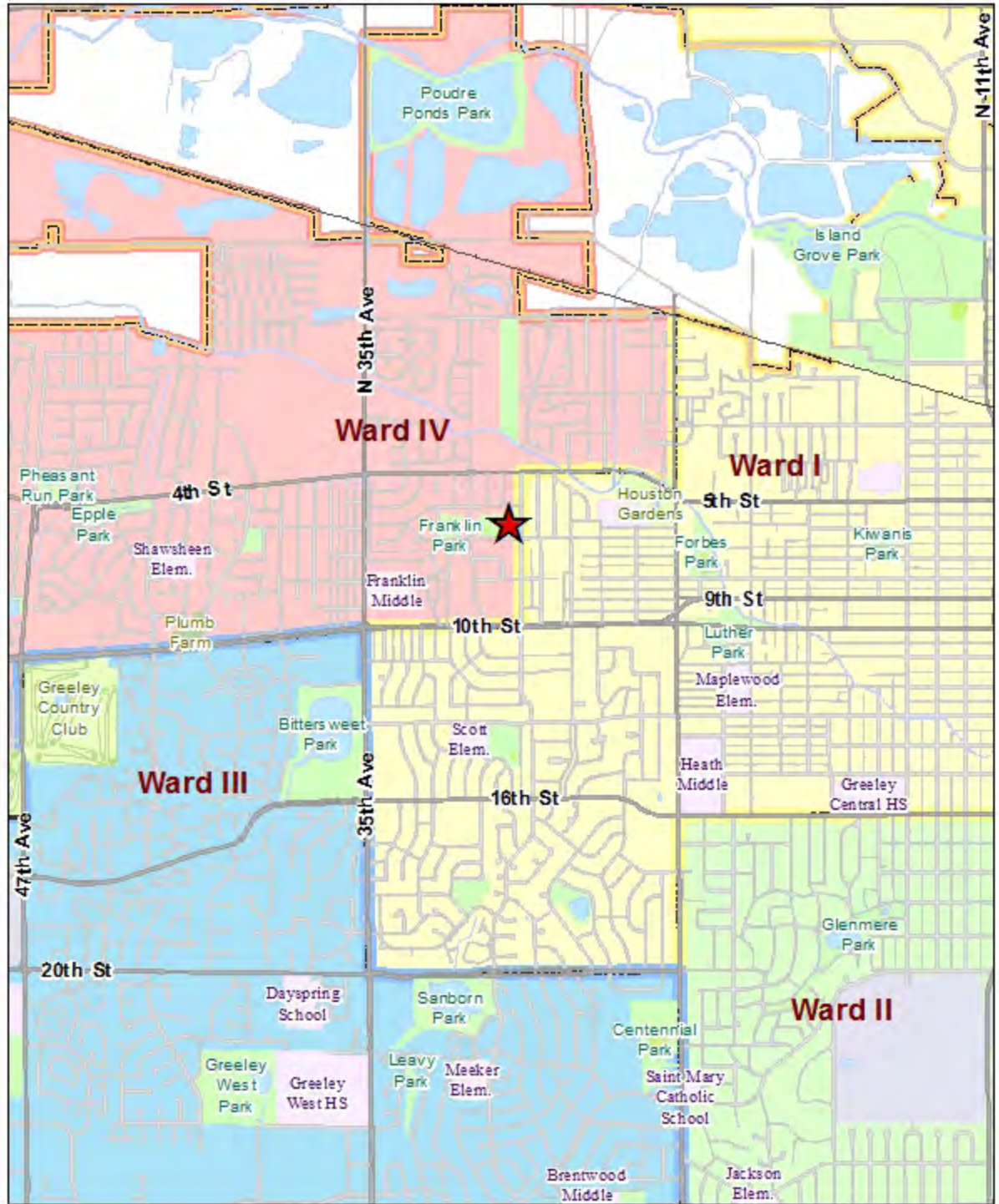
GL Account	Description	2015	2016	2017	2018	2019
Revenue						
6106	OT From Sales And Use Tax	0	0	0	0	225,000
	Total Revenue	0	0	0	0	225,000
Expense						
8202	Construction	0	0	0	0	206,600
8204	Contingency	0	0	0	0	10,000
8208	Furniture,Fixtures,Equipment	0	0	0	0	5,000
8214	Legal Publications	0	0	0	0	400
8232	Project Management	0	0	0	0	2,000
8234	Repair/Maint Supplies	0	0	0	0	1,000
	Total Expense	0	0	0	0	225,000
	Net Total	0	0	0	0	0

Impact on Operating Budget:



Capital Improvement Projects 2014

Project #: 14041



Project Summary

Project Number:	14043	Budget Year:	2015
Project Title:	Playground replacement - Anna Gimmestad	Council Priority:	Image-Quality of Life
Division:	Parks	Budget Status:	Data Entry
Project Type:	Parks/Recreation	Regions:	2- 16 St South/23 Ave East
Year Identified:	2014	Location:	Anna Gimmestad Park @ 19th Avenue and 31st Street Road
Fund:	318 - Quality of Life	Project Manager:	Sarah Boyd
Budget Unit #:		Project Status	Funded

Description:

This project will replace the existing playground at Anna Gimmestad Park. Input for playground design will be collected through public engagement. Vendor will supply playground design, subsurface drainage design, playground installation, drainage installation and safety surfacing installation.

Discussion of Progress:

Justification:

The existing playground is over 15 years old and beyond its useful life.

Revenue Detail:

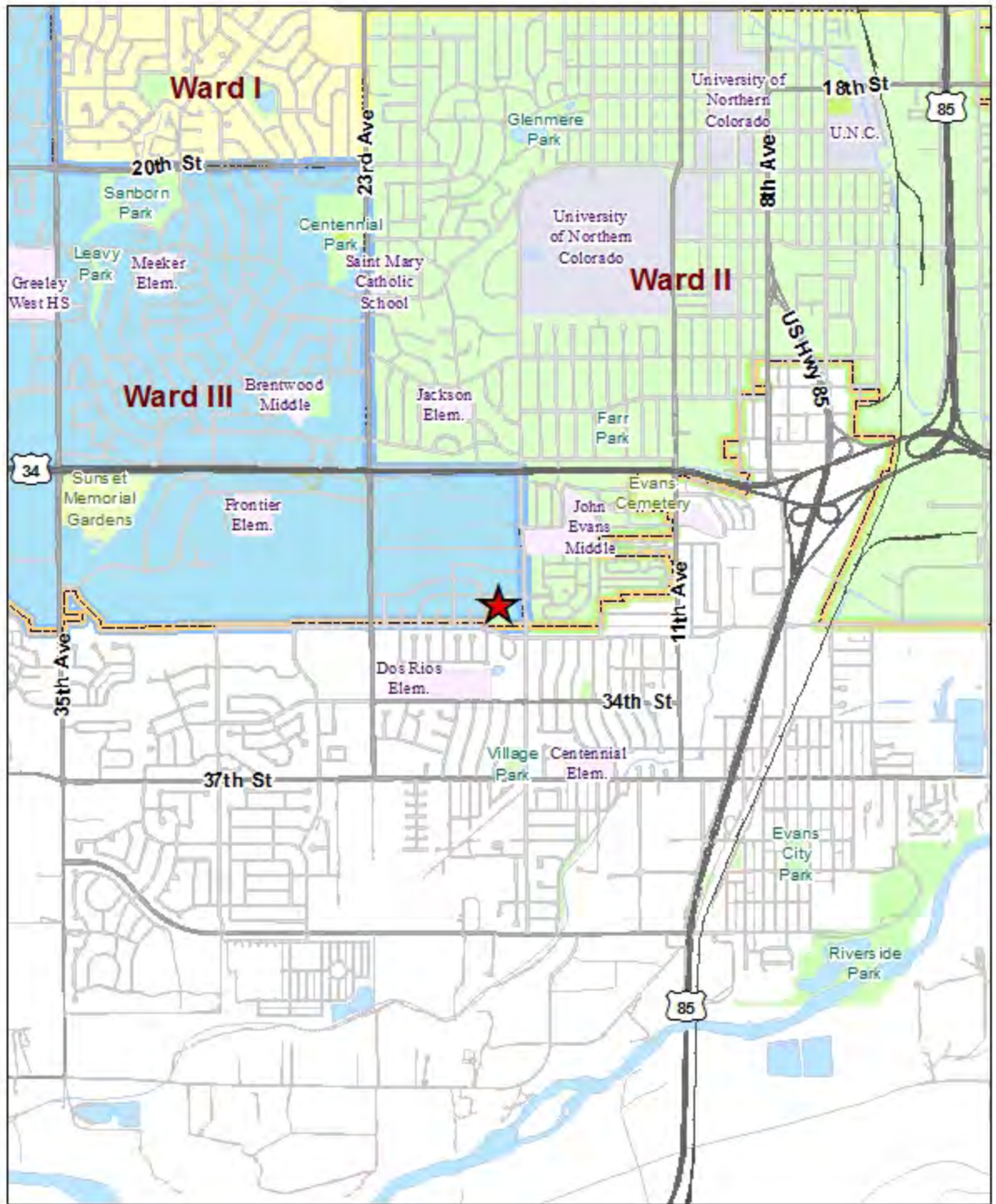
GL Account	Description	2015	2016	2017	2018	2019
Revenue						
6106	OT From Sales And Use Tax	0	0	0	0	225,000
	Total Revenue	0	0	0	0	225,000
Expense						
8202	Construction	0	0	0	0	206,600
8204	Contingency	0	0	0	0	10,000
8208	Furniture,Fixtures,Equipment	0	0	0	0	5,000
8214	Legal Publications	0	0	0	0	400
8232	Project Management	0	0	0	0	2,000
8234	Repair/Maint Supplies	0	0	0	0	1,000
	Total Expense	0	0	0	0	225,000
	Net Total	0	0	0	0	0

Impact on Operating Budget:



Capital Improvement Projects 2014

Project #: 14043



Project Summary

Project Number:	14038	Budget Year:	2015
Project Title:	Playground replacement - Island Grove	Council Priority:	Image-Quality of Life
Division:	Parks	Budget Status:	Data Entry
Project Type:	Parks/Recreation	Regions:	1- 16 St North/35 Ave East
Year Identified:	2014	Location:	Island Gove @ D Street and N. 11th Avenue
Fund:	318 - Quality of Life	Project Manager:	Sarah Boyd
Budget Unit #:		Project Status	Funded

Description:

Design and Construction of a universally accessible playground. Grants and private donations will be needed to supplement the budget as a public/private partnership.

Discussion of Progress:

Conceptual Design completed. Fundraising taking place.

Justification:

Island Grove Playground has been removed due to immediate safety concerns. Park staff has identified the need to replace the playground with a universally accessible playground in order to meet the needs of children and families of All abilities within our community. Project title is "Aven's Village" and has been conceptually designed by Shane's Inspiration.

Revenue Detail:

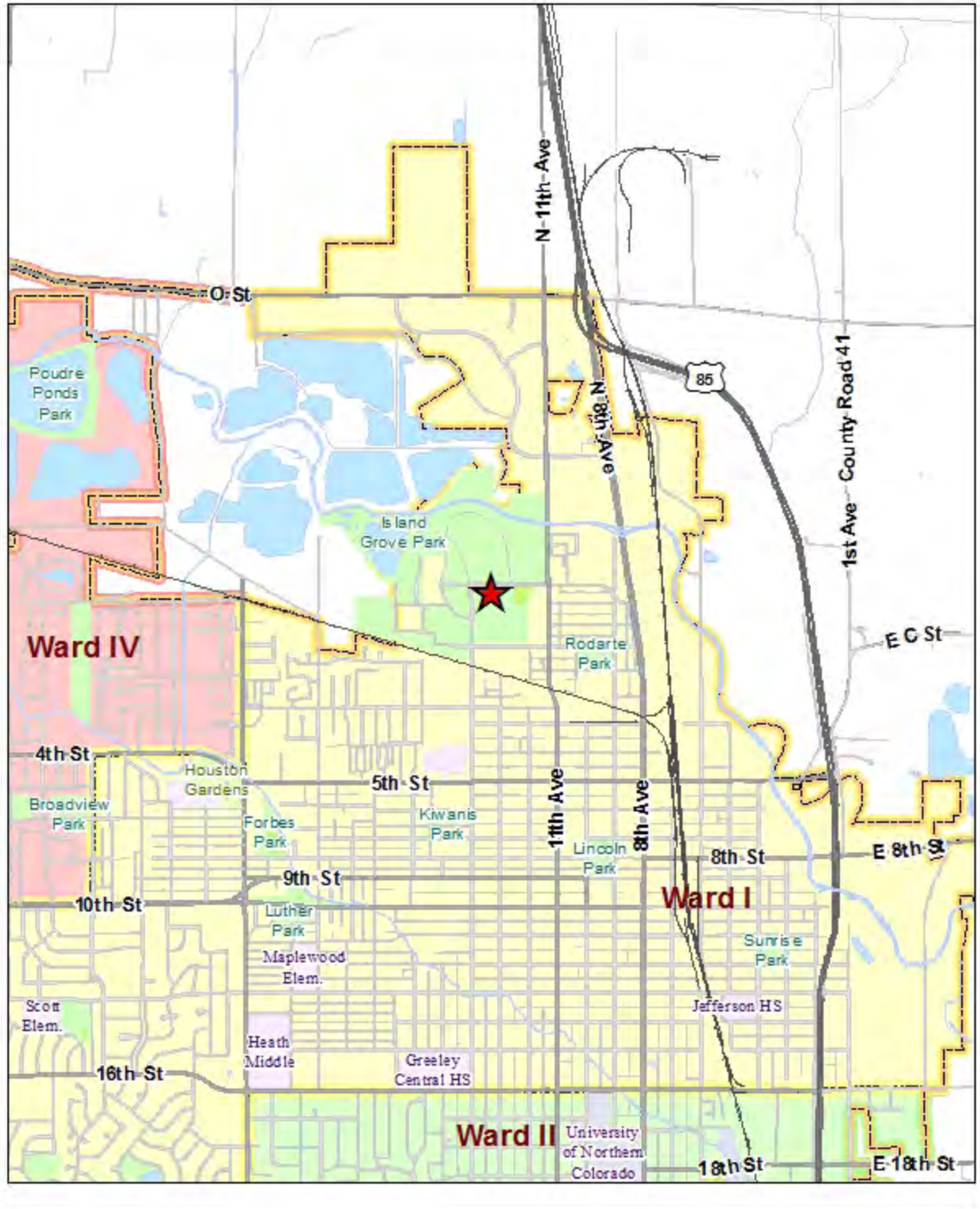
GL Account	Description	2015	2016	2017	2018	2019
Revenue						
6106	OT From Sales And Use Tax	700,000	0	0	0	0
	Total Revenue	700,000	0	0	0	0
Expense						
8202	Construction	630,100	0	0	0	0
8214	Legal Publications	200	0	0	0	0
8232	Project Management	69,700	0	0	0	0
	Total Expense	700,000	0	0	0	0
	Net Total	0	0	0	0	0

Impact on Operating Budget:



Capital Improvement Projects 2014

Project #: 14038



Project Summary

Project Number:	524	Budget Year:	
Project Title:	Sheepdraw Trail Pebble Brook NW to 95th Avenue	Council Priority:	Image-Quality of Life
Division:	Parks	Budget Status:	Data Entry
Project Type:	Parks/Recreation	Regions:	
Year Identified:	2015	Location:	
Fund:	318 - Quality of Life	Project Manager:	Sarah Boyd
Budget Unit #:	3180006007980000	Project Status	Unfunded

Description:

Design, right-of way, and construction of approximately 1,775 linear feet of 10 ' wide trail along the Sheepdraw. Connects to the existing trail at the West property line of the Pebble Brook sub-division. This section will follow the Sheepdraw channel and the new alignment of West 20th Street West to 95th Avenue. NO EASEMENT HAS BEEN ACQUIRED FOR THIS SECTION OF TRAIL. See Trails Master Plan; map # 5.

Discussion of Progress:

Justification:

In fulfillment of the goals/objectives of the Parks Trails Master Plan.

Revenue Detail:

GL Account	Description					
Revenue						
6106	OT From Sales And Use Tax	0	0	0	0	210,000
	Total Revenue	0	0	0	0	210,000
Expense						
8202	Construction	0	0	0	0	175,092
8206	Design Fees	0	0	0	0	19,900
8226	Permits,Fees, Etc	0	0	0	0	209
8232	Project Management	0	0	0	0	11,587
8240	Testing And Inspection	0	0	0	0	1,113
9301	Public Improvement Fund	0	0	0	0	2,099
	Total Expense	0	0	0	0	210,000
	Net Total	0	0	0	0	0

Impact on Operating Budget:

Project Summary

Project Number:	893	Budget Year:	
Project Title:	Design Build Neighborhood Park: Promontory	Council Priority:	Image-Quality of Life
Division:	Parks	Budget Status:	Data Entry
Project Type:	Parks/Recreation	Regions:	3- 10 St South/23 Ave West
Year Identified:	2012	Location:	Promontory Park - US34 & Promontory Circle
Fund:	318 - Quality of Life	Project Manager:	Sarah Boyd
Budget Unit #:		Project Status	Unfunded

Description:

Per contractual agreement, design and construct a 10 acre neighborhood park in the Promontory neighborhood. Design will not be initiated until the developer reaches contractual obligations of 450 homes.

Discussion of Progress:

Justification:

Under agreement with Tri Pointe the City shall, at its cost and expense, design, construct and fully maintain a park east of 107th Avenue with Tri-Pointe on land dedicated to the City by the Developer of approximately 10 acres. The exact location of this East Park shall be agreed upon by the City and the Developer. The City shall collect its standard park fees on all residential development. The City shall commence designing a park upon the issuance of permits for 450 residential units. The City agrees to use its best efforts to have park completed within 18 month of that time.

Revenue Detail:

GL Account	Description					
Revenue						
6106	OT From Sales And Use Tax	0	0	0	120,000	1,455,000
	Total Revenue	0	0	0	120,000	1,455,000
Expense						
8202	Construction	0	0	0	120,000	1,455,000
	Total Expense	0	0	0	120,000	1,455,000
	Net Total	0	0	0	0	0

Impact on Operating Budget:

Project Summary

Project Number: 14044
Project Title: Playground replacement - Brentwood
Division: Parks
Project Type: Parks/Recreation
Year Identified: 2014
Fund: 318 - Quality of Life
Budget Unit #:

Budget Year:
Council Priority: Image-Quality of Life
Budget Status: Data Entry
Regions: 3- 10 St South/23 Ave West
Location: Brentwood Park @ 24th Avenue and 24th Avenue Court
Project Manager: Sarah Boyd
Project Status: Unfunded

Description:

This project will replace the existing playground at Brentwood Park. Input for playground design will be collected through public engagement. Vendor will supply playground design, subsurface drainage design, playground installation, drainage installation and safety surfacing installation.

Discussion of Progress:

Justification:

The existing playground is over 15 years old and beyond its useful life.

Revenue Detail:

GL Account	Description					
Revenue						
6106	OT From Sales And Use Tax	0	0	0	0	225,000
	Total Revenue	0	0	0	0	225,000
Expense						
8202	Construction	0	0	0	0	206,600
8204	Contingency	0	0	0	0	10,000
8208	Furniture,Fixtures,Equipment	0	0	0	0	5,000
8214	Legal Publications	0	0	0	0	200
8228	Printing, Copying	0	0	0	0	200
8232	Project Management	0	0	0	0	2,000
8234	Repair/Maint Supplies	0	0	0	0	1,000
	Total Expense	0	0	0	0	225,000
	Net Total	0	0	0	0	0

Impact on Operating Budget:

Project Summary

Project Number: 14046
Project Title: Playground replacement - Sanborn
Division: Parks
Project Type: Parks/Recreation
Year Identified: 2014
Fund: 318 - Quality of Life
Budget Unit #:

Budget Year:
Council Priority: Image-Quality of Life
Budget Status: Data Entry
Regions: 3- 10 St South/23 Ave West
Location: Sanborn Park @ W 20th Street and 28th Avenue
Project Manager: Sarah Boyd
Project Status: Unfunded

Description:

This project will replace the existing playground at Sanborn Park. Input for playground design will be collected through public engagement. Vendor will supply playground design, subsurface drainage design, playground installation, drainage installation and safety surfacing installation.

Discussion of Progress:

Justification:

The existing playground is over 15 years old and beyond its useful life.

Revenue Detail:

GL Account	Description					
Revenue						
6106	OT From Sales And Use Tax	0	0	0	0	225,000
	Total Revenue	0	0	0	0	225,000
Expense						
8202	Construction	0	0	0	0	206,600
8204	Contingency	0	0	0	0	10,000
8208	Furniture,Fixtures,Equipment	0	0	0	0	5,000
8214	Legal Publications	0	0	0	0	200
8228	Printing, Copying	0	0	0	0	200
8232	Project Management	0	0	0	0	2,000
8234	Repair/Maint Supplies	0	0	0	0	1,000
	Total Expense	0	0	0	0	225,000
	Net Total	0	0	0	0	0

Impact on Operating Budget:

Project Summary

Project Number:	14047	Budget Year:	
Project Title:	Playground replacement - Farr	Council Priority:	Image-Quality of Life
Division:	Parks	Budget Status:	Data Entry
Project Type:	Parks/Recreation	Regions:	2- 16 St South/23 Ave East
Year Identified:	2014	Location:	Farr Park @ 13th Avenue and 26th Street
Fund:	318 - Quality of Life	Project Manager:	Sarah Boyd
Budget Unit #:		Project Status	Unfunded

Description:

This project will replace the existing playground at Farr Park. Input for playground design will be collected through public engagement. Vendor will supply playground design, subsurface drainage design, playground installation, drainage installation and safety surfacing installation.

Discussion of Progress:

Justification:

The existing playground is over 15 years old and beyond its useful life.

Revenue Detail:

GL Account	Description					
Revenue						
6106	OT From Sales And Use Tax	0	0	0	0	225,000
	Total Revenue	0	0	0	0	225,000
Expense						
8202	Construction	0	0	0	0	206,600
8204	Contingency	0	0	0	0	10,000
8208	Furniture,Fixtures,Equipment	0	0	0	0	5,000
8214	Legal Publications	0	0	0	0	200
8228	Printing, Copying	0	0	0	0	200
8232	Project Management	0	0	0	0	2,000
8234	Repair/Maint Supplies	0	0	0	0	1,000
	Total Expense	0	0	0	0	225,000
	Net Total	0	0	0	0	0

Impact on Operating Budget:

Project Summary

Project Number:	14049	Budget Year:	
Project Title:	Playground replacement - Peak View	Council Priority:	Image-Quality of Life
Division:	Parks	Budget Status:	Data Entry
Project Type:	Parks/Recreation	Regions:	3- 10 St South/23 Ave West
Year Identified:	2014	Location:	Peak View Park @ 58th Avenue 13th Street Road
Fund:	318 - Quality of Life	Project Manager:	Sarah Boyd
Budget Unit #:		Project Status	Unfunded

Description:

This project will replace the existing playground at Peak View Park. Input for playground design will be collected through public engagement. Vendor will supply playground design, subsurface drainage design, playground installation, drainage installation and safety surfacing installation.

Discussion of Progress:

Justification:

The existing playground is over 15 years old and beyond its useful life.

Revenue Detail:

GL Account	Description					
Revenue						
6106	OT From Sales And Use Tax	0	0	0	0	225,000
	Total Revenue	0	0	0	0	225,000
Expense						
8202	Construction	0	0	0	0	206,600
8204	Contingency	0	0	0	0	10,000
8208	Furniture,Fixtures,Equipment	0	0	0	0	5,000
8214	Legal Publications	0	0	0	0	200
8228	Printing, Copying	0	0	0	0	200
8232	Project Management	0	0	0	0	2,000
8234	Repair/Maint Supplies	0	0	0	0	1,000
	Total Expense	0	0	0	0	225,000
	Net Total	0	0	0	0	0

Impact on Operating Budget:

Project Summary

Project Number:	14050	Budget Year:	
Project Title:	Playground replacement - Pheasant Run	Council Priority:	Image-Quality of Life
Division:	Parks	Budget Status:	Data Entry
Project Type:	Parks/Recreation	Regions:	4 - 10 St North/23 Ave West
Year Identified:	2014	Location:	Pheasant Run Park @ 45th Avenue and 4th Street
Fund:	318 - Quality of Life	Project Manager:	Sarah Boyd
Budget Unit #:		Project Status	Unfunded

Description:

This project will replace the existing playground at Pheasant Run Park. Input for playground design will be collected through public engagement. Vendor will supply playground design, subsurface drainage design, playground installation, drainage installation and safety surfacing installation.

Discussion of Progress:

Justification:

The existing playground is over 15 years old and beyond its useful life.

Revenue Detail:

GL Account	Description					
Revenue						
6106	OT From Sales And Use Tax	0	0	0	0	225,000
	Total Revenue	0	0	0	0	225,000
Expense						
8202	Construction	0	0	0	0	206,600
8204	Contingency	0	0	0	0	10,000
8208	Furniture,Fixtures,Equipment	0	0	0	0	5,000
8214	Legal Publications	0	0	0	0	200
8228	Printing, Copying	0	0	0	0	200
8232	Project Management	0	0	0	0	2,000
8234	Repair/Maint Supplies	0	0	0	0	1,000
	Total Expense	0	0	0	0	225,000
	Net Total	0	0	0	0	0

Impact on Operating Budget:

Project Summary

Project Number: 14051
Project Title: Playground replacement - Coyote Run
Division: Parks
Project Type: Parks/Recreation
Year Identified: 2014
Fund: 318 - Quality of Life
Budget Unit #:

Budget Year:
Council Priority: Image-Quality of Life
Budget Status: Data Entry
Regions: 4 - 10 St North/23 Ave West
Location: Coyote Run Park @ 50th Avenue and A Street
Project Manager: Sarah Boyd
Project Status: Unfunded

Description:

This project will replace the existing playground at Coyote Park. Input for playground design will be collected through public engagement. Vendor will supply playground design, subsurface drainage design, playground installation, drainage installation and safety surfacing installation.

Discussion of Progress:

Justification:

The existing playground is over 15 years old and beyond its useful life.

Revenue Detail:

GL Account	Description					
Revenue						
6106	OT From Sales And Use Tax	0	0	0	0	225,000
	Total Revenue	0	0	0	0	225,000
Expense						
8202	Construction	0	0	0	0	206,600
8204	Contingency	0	0	0	0	10,000
8208	Furniture,Fixtures,Equipment	0	0	0	0	5,000
8214	Legal Publications	0	0	0	0	200
8228	Printing, Copying	0	0	0	0	200
8232	Project Management	0	0	0	0	2,000
8234	Repair/Maint Supplies	0	0	0	0	1,000
	Total Expense	0	0	0	0	225,000
	Net Total	0	0	0	0	0

Impact on Operating Budget:

Project Summary

Project Number:	14052	Budget Year:	
Project Title:	Playground replacement - Greeley West	Council Priority:	Image-Quality of Life
Division:	Parks	Budget Status:	Data Entry
Project Type:	Parks/Recreation	Regions:	3- 10 St South/23 Ave West
Year Identified:	2014	Location:	Greeley West Park @ 24th Street and 42nd Avenue
Fund:	318 - Quality of Life	Project Manager:	Sarah Boyd
Budget Unit #:		Project Status	Unfunded

Description:

This project will replace the existing playground at Greeley West Park. Input for playground design will be collected through public engagement. Vendor will supply playground design, subsurface drainage design, playground installation, drainage installation and safety surfacing installation.

Discussion of Progress:

Justification:

The existing playground is over 15 years old and beyond its useful life.

Revenue Detail:

GL Account	Description					
Revenue						
6106	OT From Sales And Use Tax	0	0	0	0	225,000
	Total Revenue	0	0	0	0	225,000
Expense						
8202	Construction	0	0	0	0	206,600
8204	Contingency	0	0	0	0	10,000
8208	Furniture,Fixtures,Equipment	0	0	0	0	5,000
8214	Legal Publications	0	0	0	0	200
8228	Printing, Copying	0	0	0	0	200
8232	Project Management	0	0	0	0	2,000
8234	Repair/Maint Supplies	0	0	0	0	1,000
	Total Expense	0	0	0	0	225,000
	Net Total	0	0	0	0	0

Impact on Operating Budget:

2015-2019 Five Year Plan

Sewer Construction - Fund 402

	2013 Actual	2014 Revised Budget	2015	2016	2017	2018	2019	TOTAL 2015-2019
Beginning Available Cash Balance	\$ 67,819	\$ 1,012,059	\$ 2,864,181	\$ 1,722,746	\$ (437,407)	\$ 306,978	\$ 2,461,404	
Revenue								
4464 - Labor & Materials	3,252	-	-	-	-	-	-	-
4611 - Development Fees	1,451,337	2,200,000	2,729,300	3,003,700	3,082,100	3,131,100	3,189,900	15,136,100
5616 - Interest On Investments	-	3,670	5,772	2,654	837	4,970	6,892	21,125
5902 - Bond Proceeds	-	5,000,000	-	-	-	-	-	-
6401 - Sewer	-	760,344	-	-	-	-	-	-
Total Revenue	\$ 1,451,337	\$ 7,964,014	\$ 2,735,072	\$ 3,006,354	\$ 3,082,937	\$ 3,136,070	\$ 3,196,792	\$ 15,157,225
Expenditures								
Miscellaneous	-	60,000	-	-	-	-	-	-
AUTO - 424 - Fund 402 Expenditures (Transfer to General Fund)	-	48,550	50,007	51,507	53,052	54,644	56,283	265,493
AUTO - 424 - Fund 402 Expenditures (Transfer to Sewer Fund)	-	700,344	-	-	-	-	-	-
Dewater Sludge Cake Pumps	58,232	-	-	-	-	-	-	-
WPCF 2nd Dewater Centrifuge	205,916	-	-	-	-	-	-	-
Fiber Optic Installation	4,660	-	-	-	-	-	-	-
321 - Water Pollution Control Facility Digester Sludge Grinder	-	61,307	-	-	-	-	-	-
370 - Nitrification Project Phase I	-	980,000	-	-	-	-	-	-
1040 - WPCF Online Instrumentation	37,675	36,552	-	-	-	-	-	-
2009 - WPCF Solids Master Plan Construction Project	-	2,506,139	-	-	-	-	-	-
179 - Lift Station Upgrades and Expansion	43,489	50,000	252,500	252,500	-	-	-	505,000
184 - Additional Sanitary Sewer Manholes	936	40,000	97,000	27,000	27,000	27,000	27,000	205,000
234 - Sewer Taps	630	4,000	10,000	10,000	10,000	10,000	10,000	50,000
348 - North Greeley Sewer Phase II	115,910	1,600,000	3,442,000	4,335,500	-	-	-	7,777,500
544 - Poudre Trunk Line Phase II	-	-	-	465,000	1,612,500	-	-	2,077,500
781 - Nitrification Project Phase II	-	-	-	-	515,000	-	5,081,000	5,596,000
886 - Security Projects	39,649	25,000	25,000	25,000	25,000	25,000	25,000	125,000
1038 - 83rd Ave Sewer Project	-	-	-	-	96,000	865,000	-	961,000
Total Expenditures	\$ 507,097	\$ 6,111,892	\$ 3,876,507	\$ 5,166,507	\$ 2,338,552	\$ 981,644	\$ 5,199,283	\$ 17,562,493
Ending Available Cash Balance	\$ 1,012,059	\$ 2,864,181	\$ 1,722,746	\$ (437,407)	\$ 306,978	\$ 2,461,404	\$ 458,913	

Project Summary

Project Number:	179	Budget Year:	2015
Project Title:	Lift Station Upgrades and Expansion	Council Priority:	Infrastructure & Growth- Environmental Infrastr'r
Division:	Wastewater Collection	Budget Status:	Data Entry
Project Type:	Sewer Construction Collection	Regions:	0 - Multiple Wards
Year Identified:	2012	Location:	City wide
Fund:	402 - Sewer Construction	Project Manager:	
Budget Unit #:	4020083083070000	Project Status	Funded

Description:

This is a ongoing program to implement and maintain the appropriate capacity for development. This program also can expand existing capacity or relocate existing lift stations as defined by the sanitary sewer master plan.

Discussion of Progress:

Annual ongoing project

Justification:

Lift stations have been located in the city's system when built by development. Several of these lift stations could be better sited to more efficiently serve a larger area.

Revenue Detail:

None

GL Account	Description	2015	2016	2017	2018	2019
Revenue						
4611	Development Fees	252,500	252,500	0	0	0
	Total Revenue	252,500	252,500	0	0	0
Expense						
8202	Construction	225,000	225,000	0	0	0
8206	Design Fees	15,000	15,000	0	0	0
8232	Project Management	5,000	5,000	0	0	0
8240	Testing And Inspection	5,000	5,000	0	0	0
9303	Public Art Fund	2,500	2,500	0	0	0
	Total Expense	252,500	252,500	0	0	0
	Net Total	0	0	0	0	0

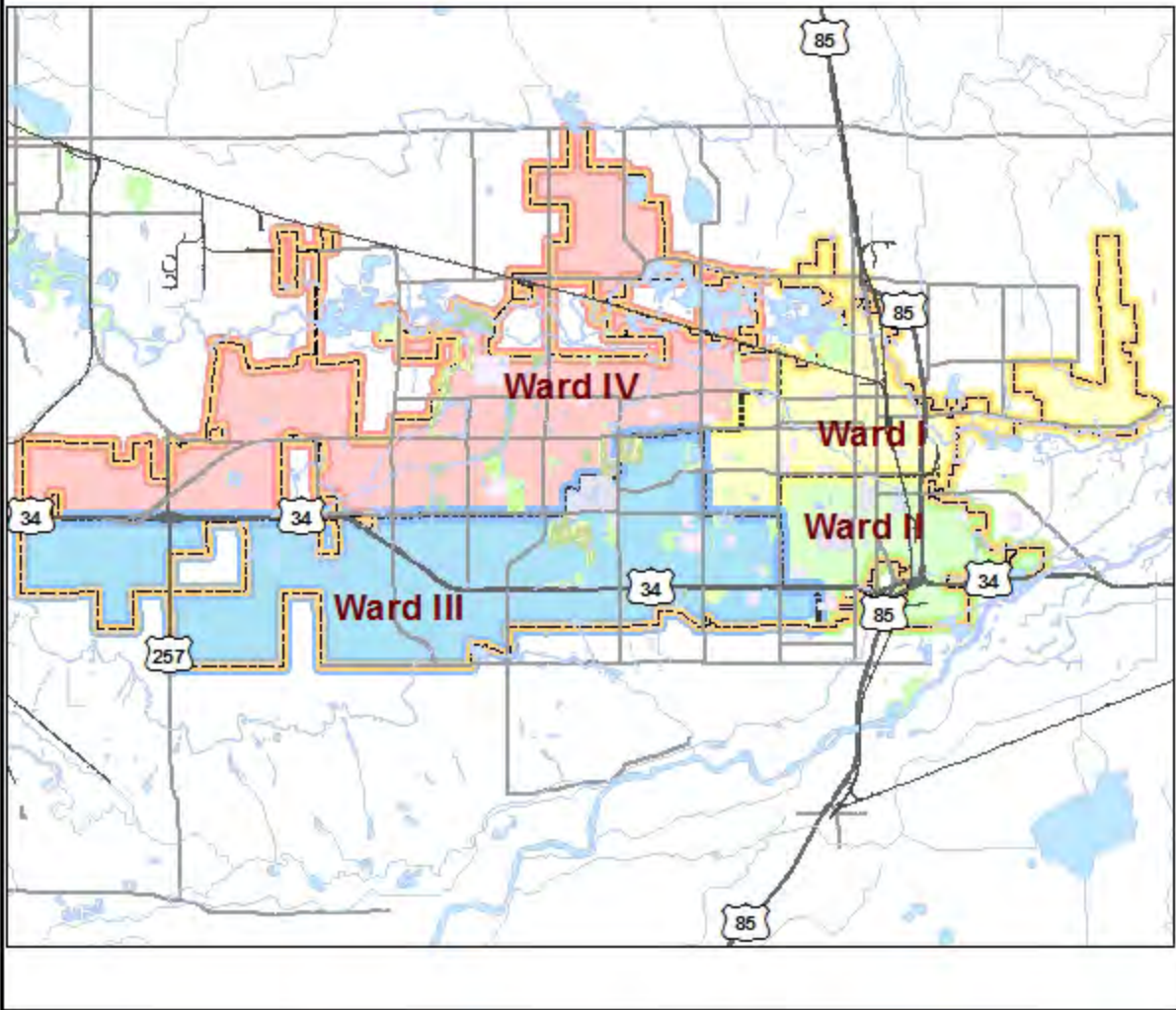
Impact on Operating Budget:

None



Capital Improvement Projects 2014

Project #: Citywide



Project Summary

Project Number:	184	Budget Year:	2015
Project Title:	Additional Sanitary Sewer Manholes	Council Priority:	Infrastructure & Growth- Environmental Infrastr'r
Division:	Wastewater Collection	Budget Status:	Data Entry
Project Type:	Sewer Construction Collection	Regions:	0 - Multiple Wards
Year Identified:	2012	Location:	City wide
Fund:	402 - Sewer Construction	Project Manager:	
Budget Unit #:	4020083083108312	Project Status	Funded

Description:

This program constructs new manholes that are found to be necessary for safe and efficient access to the sanitary sewer system. As existing sewer lines are inspected, the need for new manholes is often discovered in sewer lines that have limited access, such as cul-de-sacs or line intersections without manholes. The installation of additional manholes allows staff to clean and flush sewer lines efficiently.

Discussion of Progress:

Annual program

Justification:

As existing sewer lines are inspected, the need for constructing new manholes is discovered, e.g. cul de sac with no manholes, lines intersecting with no manholes, and any other sites where access is required. Without the installation of new manholes the system cannot be properly flushed and cleaned which could lead to backups.

Revenue Detail:

None

GL Account	Description	2015	2016	2017	2018	2019
Revenue						
4611	Development Fees	97,000	27,000	27,000	27,000	27,000
	Total Revenue	97,000	27,000	27,000	27,000	27,000
Expense						
8202	Construction	92,000	24,000	24,000	24,000	24,000
8226	Permits, Fees, Etc	500	500	500	500	500
8232	Project Management	3,000	1,000	1,000	1,000	1,000
8240	Testing And Inspection	1,500	1,500	1,500	1,500	1,500
	Total Expense	97,000	27,000	27,000	27,000	27,000
	Net Total	0	0	0	0	0

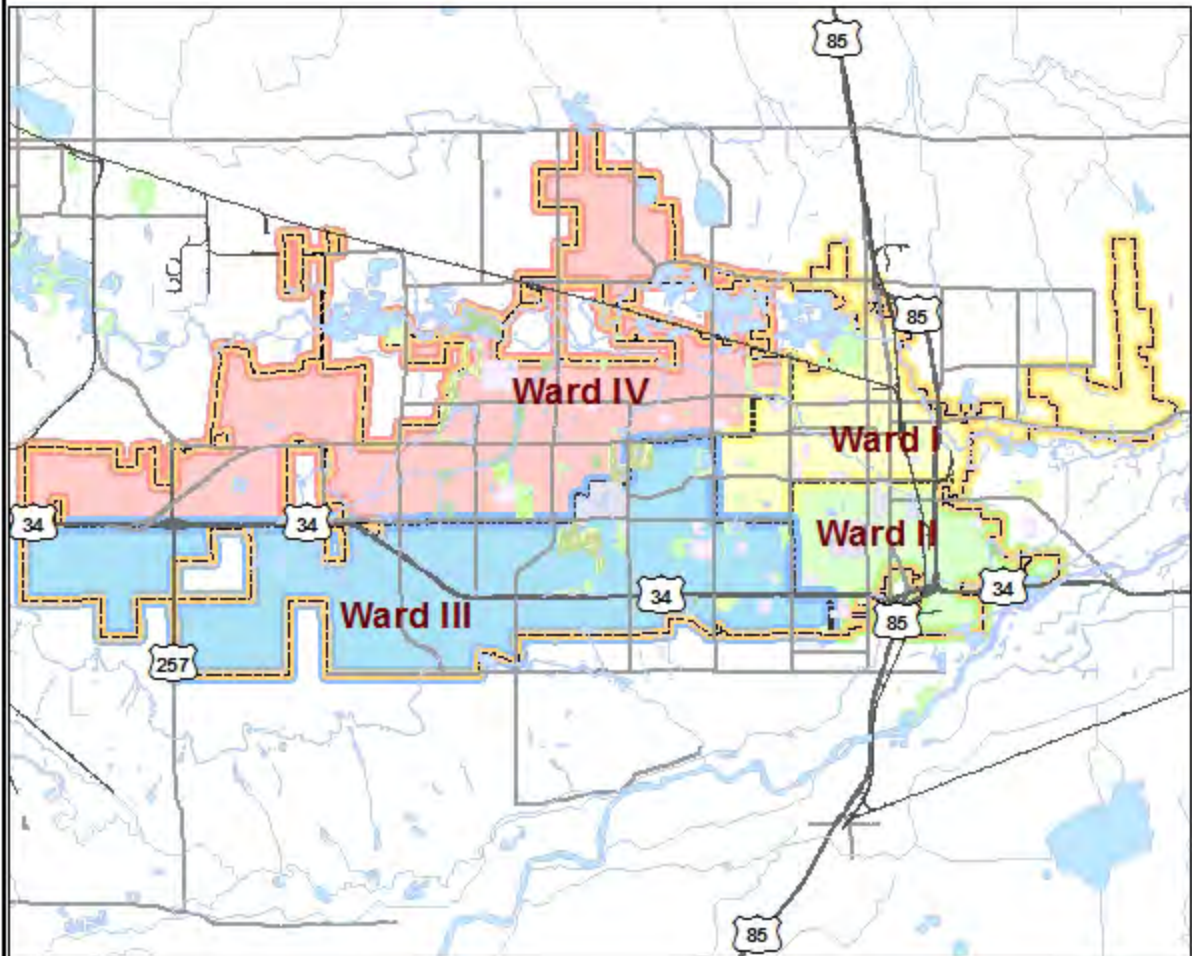
Impact on Operating Budget:

None



Capital Improvement Projects 2014

Project #: Citywide



Project Summary

Project Number:	234	Budget Year:	2015
Project Title:	Sewer Taps	Council Priority:	Infrastructure & Growth- Environmental Infrast'r
Division:	Wastewater Collection	Budget Status:	Data Entry
Project Type:	Sewer Construction Collection	Regions:	0 - Multiple Wards
Year Identified:	2012	Location:	City wide
Fund:	402 - Sewer Construction	Project Manager:	
Budget Unit #:	4020083083108311	Project Status	Funded

Description:

This program installs sewer taps for new homes. City crews tap the sewer main and complete the installation of the sewer tap. Due to poor quality work by contractors, the City does not allow contractors to install sewer or water taps.

Discussion of Progress:

Annual program

Justification:

Water and Sewer specifications require city personnel to make new taps on existing sewer collection mains.

Revenue Detail:

None

GL Account	Description	2015	2016	2017	2018	2019
Revenue						
4611	Development Fees	10,000	10,000	10,000	10,000	10,000
	Total Revenue	10,000	10,000	10,000	10,000	10,000
Expense						
8202	Construction	10,000	10,000	10,000	10,000	10,000
	Total Expense	10,000	10,000	10,000	10,000	10,000
	Net Total	0	0	0	0	0

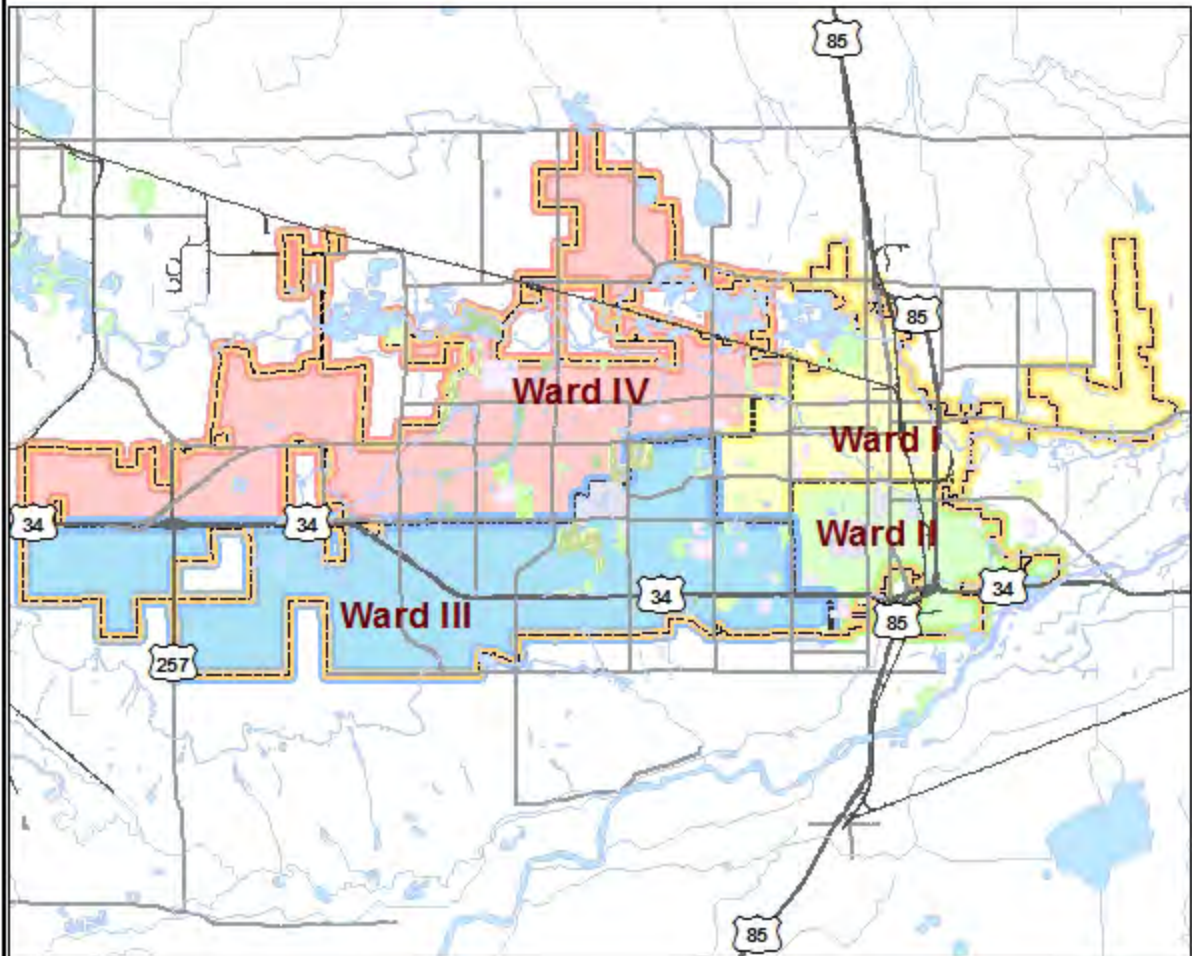
Impact on Operating Budget:

None



Capital Improvement Projects 2014

Project #: Citywide



Project Summary

Project Number:	348	Budget Year:	2015
Project Title:	North Greeley Sewer Phase 2	Council Priority:	Infrastructure & Growth- Environmental Infrastr'r
Division:	Wastewater Collection	Budget Status:	Data Entry
Project Type:	Sewer Replacement Collection	Regions:	1- 16 St North/35 Ave East
Year Identified:	2012	Location:	Hwy 85 from H Street to treatment plant
Fund:	402 - Sewer Construction	Project Manager:	
Budget Unit #:	4020083083210000	Project Status	Funded

Description:

This project will install about 12,520 linear feet of 36 and 54 inch diameter sewer pipe, extending from 11th Ave north of H street along the Cache La Poudre River south to the treatment plant. The downstream portion of the alignment would create opportunities to accept waste water from future east growth area by using the new 54 inch on the west side of Highway 85 and leaving the existing 48 inch on the eastside for eastside growth. The design was revised due to a new interfering gas line installed since the design has been completed. In 2014 land acquisition will occur to secure the route for the project construction anticipated late in the year. In 2015 construction will continue and should be completed.

Discussion of Progress:

Easements are being acquired and design is ongoing. Construction is scheduled for late 2014.

Justification:

At the present time the existing sewer line has roughly the capacity for approximately 850 persons or 350 homes. Significant development north of O Street would signal a need for the building of the phase 2 portion of the pipeline.

Revenue Detail:

None

GL Account	Description	2015	2016	2017	2018	2019
Revenue						
4611	Development Fees	0	2,224,200	0	0	0
	Total Revenue	0	2,224,200	0	0	0
Expense						
8202	Construction	3,300,000	4,200,000	0	0	0
8212	Land/Building Cost/Demo	25,000	25,000	0	0	0
8214	Legal Publications	500	500	0	0	0
8216	Miscellaneous	5,000	5,000	0	0	0
8226	Permits, Fees, Etc	2,000	2,000	0	0	0
8229	Professional Services	25,000	0	0	0	0
8232	Project Management	10,000	10,000	0	0	0
8240	Testing And Inspection	40,000	50,000	0	0	0
9303	Public Art Fund	34,500	43,000	0	0	0
	Total Expense	3,442,000	4,335,500	0	0	0
	Net Total	(3,442,000)	(2,111,300)	0	0	0

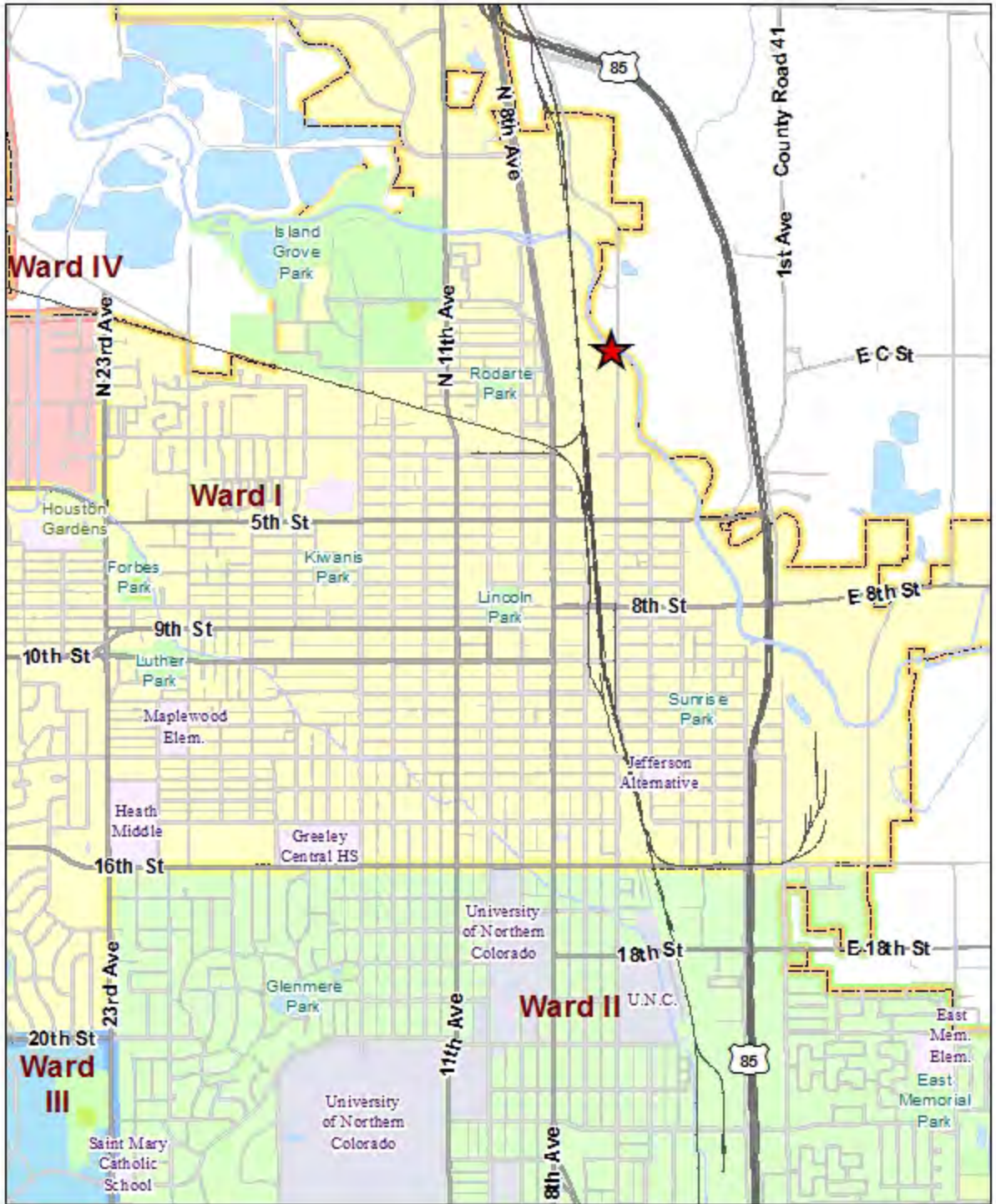
Impact on Operating Budget:

None



Capital Improvement Projects 2014

Project #: 348



Project Summary

Project Number:	544	Budget Year:	2015
Project Title:	Poudre Trunk Line Phase 2	Council Priority:	Infrastructure & Growth- Environmental Infrastr'r
Division:	Wastewater Collection	Budget Status:	Data Entry
Project Type:	Sewer Replacement Collection	Regions:	4 - 10 St North/23 Ave West
Year Identified:	2012	Location:	Poudre River from 83rd Ave to 120th Ave
Fund:	402 - Sewer Construction	Project Manager:	
Budget Unit #:	4020083083250000	Project Status	Funded

Description:

Design and construct 12,000 linear feet of 27 inch sewer trunk main along the Poudre River from 83rd Avenue west to 120th Avenue. This trunk line would serve developments north of 10th street and west of 83rd avenue. This project scheduled for design in 2016 and construction of all phases in 2017 -18.

Discussion of Progress:

Planning

Justification:

The trunk would provide sewer service to developments north of 10th Street. No sewer service is available currently to serve this area.

Revenue Detail:

None

GL Account	Description	2015	2016	2017	2018	2019
Revenue						
4611	Development Fees	0	465,000	1,612,500	2,204,100	0
	Total Revenue	0	465,000	1,612,500	2,204,100	0
Expense						
8202	Construction	0	0	1,500,000	0	0
8206	Design Fees	0	300,000	25,000	0	0
8212	Land/Building Cost/Demo	0	125,000	25,000	0	0
8214	Legal Publications	0	0	500	0	0
8216	Miscellaneous	0	5,000	5,000	0	0
8226	Permits,Fees, Etc	0	0	1,000	0	0
8232	Project Management	0	30,000	10,000	0	0
8240	Testing And Inspection	0	0	30,000	0	0
9303	Public Art Fund	0	5,000	16,000	0	0
	Total Expense	0	465,000	1,612,500	0	0
	Net Total	0	0	0	2,204,100	0

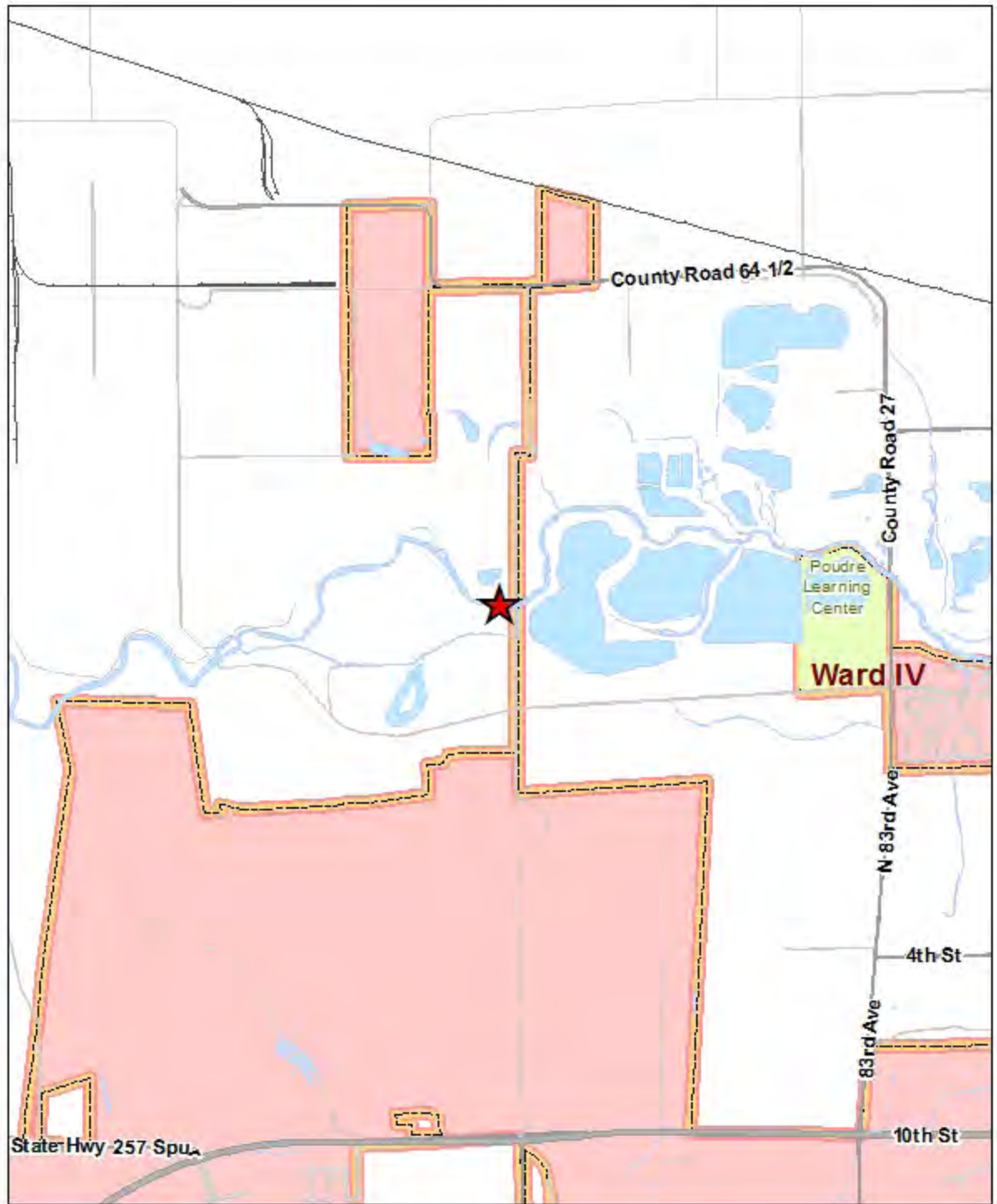
Impact on Operating Budget:

None



Capital Improvement Projects 2014

Project #: 544



Project Summary

Project Number:	781	Budget Year:	2015
Project Title:	Nitrification Project Phase 2	Council Priority:	Infrastructure & Growth- Environmental Infrastr'r
Division:	Wastewater Treatment	Budget Status:	Data Entry
Project Type:	Sewer Construction Treatment	Regions:	1- 16 St North/35 Ave East
Year Identified:	2012	Location:	Water Pollution Control Facility
Fund:	402 - Sewer Construction	Project Manager:	
Budget Unit #:	4020083083320000	Project Status	Funded

Description:

Phase II would include upgrades to the wastewater treatment plant's four aeration basins. This project is necessary in order for the WPCF to comply with Colorado Nutrients Regulation 85 that was promulgated in 2012. The plant will have nutrient limits for total inorganic nitrogen (15 mg/L) and total phosphorus (1.0 mg/L) in its discharge permit by 2017. Therefore, a design project is planned for 2017 with the construction phase commencing in 2018; being completed by mid-2019. The construction phase would include all new basin gates, new baffle walls for anoxic and anaerobic zones, instream mixed liquor recycle (IMLR) pumping, new mixing equipment for de-nitrification, additional on-line instrumentation, and a struvite recovery system (phosphorus removal treatment system).

Discussion of Progress:

Planning

Justification:

The project is driven by the 2012 Colorado Nutrients Regulations which will require the WPCF to comply with total inorganic nitrogen (TIN) and total phosphorus (TP) limits when the plant's discharge permit is renewed in 2017. Cost for this project has been significantly reduced with the addition of a sidestream treatment system for dewatered sludge centrate flows in 2014 and a proposed thin sludge pumping project in 2015-16. A fifth aeration basin would not be needed in Phase II if the thin sludge pumping project is done.

Revenue Detail:

None

GL Account	Description	2015	2016	2017	2018	2019
Revenue						
4611	Development Fees	0	0	515,000	0	3,127,900
	Total Revenue	0	0	515,000	0	3,127,900
Expense						
8202	Construction	0	0	0	0	4,100,700
8204	Contingency	0	0	7,500	0	0
8206	Design Fees	0	0	425,000	0	0
8214	Legal Publications	0	0	300	0	300
8226	Permits, Fees, Etc	0	0	5,000	0	0
8229	Professional Services	0	0	0	0	480,000
8232	Project Management	0	0	5,000	0	0
8236	Soils Investigation	0	0	3,500	0	0
8238	Surveying	0	0	3,200	0	0
8240	Testing And Inspection	0	0	10,000	0	0
8244	Capital Equipment >\$5,000	0	0	0	0	500,000
9303	Public Art Fund	0	0	55,500	0	0
	Total Expense	0	0	515,000	0	5,081,000
	Net Total	0	0	0	0	(1,953,100)

Impact on Operating Budget:

None



Capital Improvement Projects 2014

Project #: 781



Project Summary

Project Number:	886	Budget Year:	2015
Project Title:	Security Projects	Council Priority:	Infrastructure & Growth- Environmental Infrast'r
Division:	Wastewater Treatment	Budget Status:	Data Entry
Project Type:	Sewer Construction Treatment	Regions:	1- 16 St North/35 Ave East
Year Identified:	2012	Location:	Water Pollution Control Facility
Fund:	402 - Sewer Construction	Project Manager:	
Budget Unit #:	4020083083060000	Project Status	Funded

Description:

This project is to protect facilities from intentional damage at the Water Pollution Control Facility (WPCF).

Discussion of Progress:

Annual program

Justification:

Since 2001, Federal and State government officials have strongly recommended that wastewater treatment facilities perform vulnerability assessments and adopt measures to 'harden' or secure all areas of their facility. Staff is continuously evaluating and implementing new, cost-effective technologies to keep plant employees safe and protect plant assets. Additional security monitoring equipment and upgrades to existing equipment are planned over the next few years.

Revenue Detail:

None

GL Account	Description	2015	2016	2017	2018	2019
Revenue						
4611	Development Fees	25,000	25,000	25,000	25,000	25,000
	Total Revenue	25,000	25,000	25,000	25,000	25,000
Expense						
8208	Furniture,Fixtures,Equipment	15,000	15,000	15,000	15,000	15,000
8214	Legal Publications	300	300	300	300	300
8244	Capital Equipment >\$5,000	9,700	9,700	9,700	9,700	9,700
	Total Expense	25,000	25,000	25,000	25,000	25,000
	Net Total	0	0	0	0	0

Impact on Operating Budget:

None



Capital Improvement Projects 2014

Project #: 886



Project Summary

Project Number:	1038	Budget Year:	2015
Project Title:	83rd Ave Sewer Project	Council Priority:	Infrastructure & Growth- Environmental Infrastr'r
Division:	Wastewater Collection	Budget Status:	Data Entry
Project Type:	Sewer Construction Treatment	Regions:	0 - Multiple Wards
Year Identified:	2012	Location:	83rd Ave/10th St north to the Poudre trunk line
Fund:	402 - Sewer Construction	Project Manager:	
Budget Unit #:	4020083083340000	Project Status	Funded

Description:

This project will install 4600 linear feet of 21 inch sewer pipe from west 10th street and 83rd avenue north to the Poudre trunk and Poudre River Road. The main will be used to serve new residents north and along west 10th street with sewer service. Presently there is no method of transporting sewer flows north to the Poudre Trunk line. The plan would be to begin design in 2017 with construction in 2018.

Discussion of Progress:

Planning

Justification:

Should new development occur north of 10th Street and east of 83rd Avenue, this line will provide sewer service to those developments.

Revenue Detail:

None

GL Account	Description	2015	2016	2017	2018	2019
Revenue						
4611	Development Fees	0	0	96,000	865,000	0
	Total Revenue	0	0	96,000	865,000	0
Expense						
8202	Construction	0	0	0	800,000	0
8206	Design Fees	0	0	75,000	15,000	0
8214	Legal Publications	0	0	0	500	0
8216	Miscellaneous	0	0	5,000	5,000	0
8226	Permits,Fees, Etc	0	0	0	1,000	0
8232	Project Management	0	0	15,000	15,000	0
8240	Testing And Inspection	0	0	0	20,000	0
9303	Public Art Fund	0	0	1,000	8,500	0
	Total Expense	0	0	96,000	865,000	0
	Net Total	0	0	0	0	0

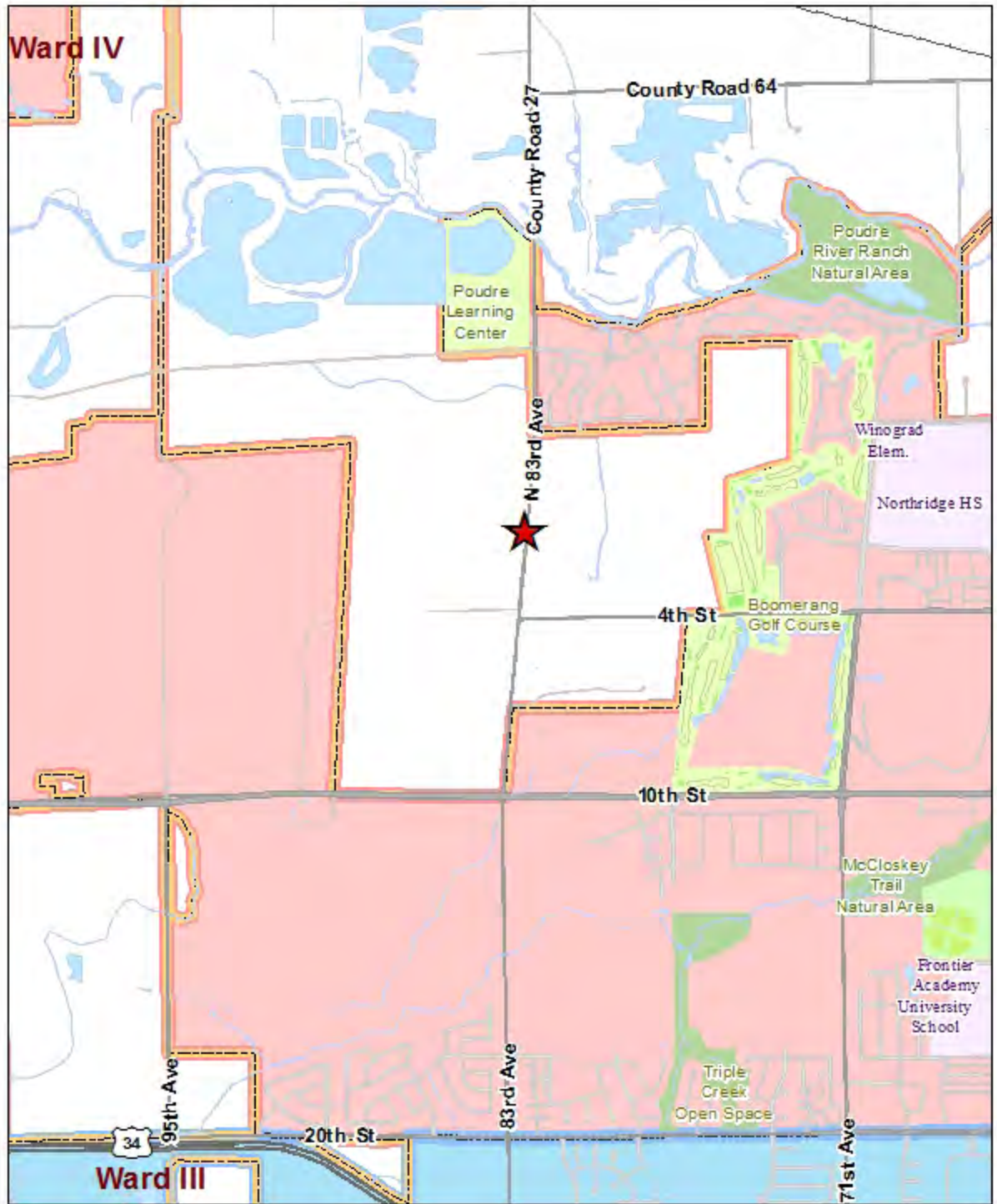
Impact on Operating Budget:

None



Capital Improvement Projects 2014

Project #: 1038





2015-2019 Five Year Plan

Sewer Capital Replacement - Fund 403

		2013 Actual	2014 Revised Budget	2015	2016	2017	2018	2019	TOTAL 2015-2019
Beginning Available Cash Balance		\$ 85,622	\$ (340,500)	\$ 4,182,304	\$ 3,224,664	\$ (949,809)	\$ (1,519,598)	\$ 322,144	
Revenue									
	51** - Sewer Rates	-	-	-	-	-	-	-	-
	5616 - Interest On Investments	433	2,341	9,721	4,654	39	2,191	7,315	23,920
	5638 - Funded Depreciation	2,738,943	2,829,138	2,731,004	2,889,873	2,936,672	2,963,051	3,010,169	14,530,769
	5801 - Sale of Fixed Assets	7,400	-	-	-	-	-	-	-
	5902 - Bond Proceeds	-	8,000,000	-	-	-	-	-	-
	6401 - Sewer	-	-	-	-	-	-	-	-
	Total Revenue	\$ 2,746,776	\$ 10,831,479	\$ 2,740,725	\$ 2,894,527	\$ 2,936,711	\$ 2,965,242	\$ 3,017,484	\$ 14,554,689
Expenditures									
	Miscellaneous	-	144,850	-	-	-	-	-	-
	AUTO - 425 - Fund 403 Expenditures (Transfer to Sewer Fund)	-	-	-	-	-	-	-	-
	247 - Sanitary Sewer Master Plan Update	142,025	-	-	-	-	-	-	-
	261 - Farmer Spur Manhole Sealing	-	152,000	-	-	-	-	-	-
	371 - Lift Station 9 Trunk Sewer Repair	-	350,000	-	-	-	-	-	-
	1050 - Water Pollution Control Facility Bldg Energy Conservation Upgrades	-	66,450	-	-	-	-	-	-
	2011 - Water Pollution Control Facility Solids Master Plan Replacement	-	1,944,900	-	-	-	-	-	-
2	66 - Sewer Collection System Rehabilitation	729,143	620,800	460,000	364,000	318,000	289,000	110,000	1,541,000
4	181 - Capital Outlay Replacement	279,024	377,500	379,865	45,000	360,000	78,500	75,000	938,365
6	264 - WPCF Electronic Operations and Maintenance System	-	265,300	172,000	-	-	-	-	172,000
8	291 - Roof Replacement at Water Pollution Control Facility Dewatering Bldg	-	-	77,000	-	-	-	-	77,000
10	343 - WPCF Digester Gas Mixing System	-	-	133,500	1,209,000	-	-	-	1,342,500
12	349 - General Rehabilitation Projects	368,156	573,875	311,000	189,000	121,000	136,000	161,000	918,000
14	351 - WPCF Primary Digester Cover Replacements	-	-	126,000	1,207,000	-	-	-	1,333,000
16	795 - Trenchless Main and Collector Rehabilitation	617,609	1,056,500	450,000	450,000	450,000	450,000	450,000	2,250,000
18	821 - Manhole Rehabilitation	101,259	100,000	200,000	60,000	60,000	60,000	60,000	440,000
20	824 - Highland Capacity Improvement Upper	-	-	-	130,000	1,350,500	-	-	1,480,500
22	1042 - Lift Station Retrofits	833,713	531,500	531,500	531,500	110,000	-	-	1,173,000
24	1043 - WWC Manhole and Pipe Rehabilitation	20,520	125,000	60,000	60,000	60,000	60,000	45,000	285,000
26	1046 - WPCF Biosolids Master Plan Update	-	-	-	-	301,000	-	-	301,000
28	1048 - Wastewater Flow Monitoring Program	81,449	-	50,000	50,000	50,000	50,000	50,000	250,000
30	1060 - WPCF Boiler Replacement Project	-	-	68,000	361,000	-	-	-	429,000
32	1061 - Replacement of 460 KW Generator at WPCF	-	-	-	61,500	326,000	-	-	387,500
34	2148 - WPCF Primary Clarifier Pumping and Thickening	-	-	179,000	2,351,000	-	-	-	2,530,000
36	2149 - WPCF Rotamat Septage Receiving Tank	-	-	131,000	-	-	-	-	131,000
38	2150 - 59th Ave and F St Sewer Repair	-	-	369,500	-	-	-	-	369,500
	Total Expenditures	\$ 3,172,898	\$ 6,308,675	\$ 3,698,365	\$ 7,069,000	\$ 3,506,500	\$ 1,123,500	\$ 951,000	\$ 16,348,365
Ending Available Cash Balance		\$ (340,500)	\$ 4,182,304	\$ 3,224,664	\$ (949,809)	\$ (1,519,598)	\$ 322,144	\$ 2,388,628	

Project Summary

Project Number:	66	Budget Year:	2015
Project Title:	Sewer Collection System Rehabilitation	Council Priority:	Infrastructure & Growth- Environmental Infrast'r
Division:	Wastewater Collection	Budget Status:	Data Entry
Project Type:	Sewer Replacement Collection	Regions:	0 - Multiple Wards
Year Identified:	2012	Location:	City wide
Fund:	403 - Sewer Capital Replacement	Project Manager:	
Budget Unit #:	4030083083500000	Project Status	Funded

Description:

This is an ongoing program to physically replace undersized lines in the sewer collection system. The City typically replaces two to three blocks of line each year, focusing on the worst problem areas.

Discussion of Progress:

Annual program

Justification:

This program was identified as a high priority in the 2008 Sanitary Sewer Master Plan (SSMP). The master plan identified lines six inches or smaller that could not be properly maintained and identified compound taps for elimination. Completion of these projects will improve services to underserved customers and clarify ownership and maintenance responsibilities of customer service lines.

Revenue Detail:

None

GL Account	Description	2015	2016	2017	2018	2019
Revenue						
5638	Funded Depreciation	204,489	364,000	318,000	289,000	110,000
	Total Revenue	204,489	364,000	318,000	289,000	110,000
Expense						
8202	Construction	400,000	315,000	277,500	252,000	93,000
8206	Design Fees	40,000	32,500	25,000	22,500	9,000
8214	Legal Publications	500	500	500	500	500
8226	Permits,Fees, Etc	1,000	1,000	1,000	1,000	1,000
8232	Project Management	8,000	7,000	5,000	5,000	3,000
8240	Testing And Inspection	10,500	8,000	9,000	8,000	3,500
	Total Expense	460,000	364,000	318,000	289,000	110,000
	Net Total	(255,511)	0	0	0	0

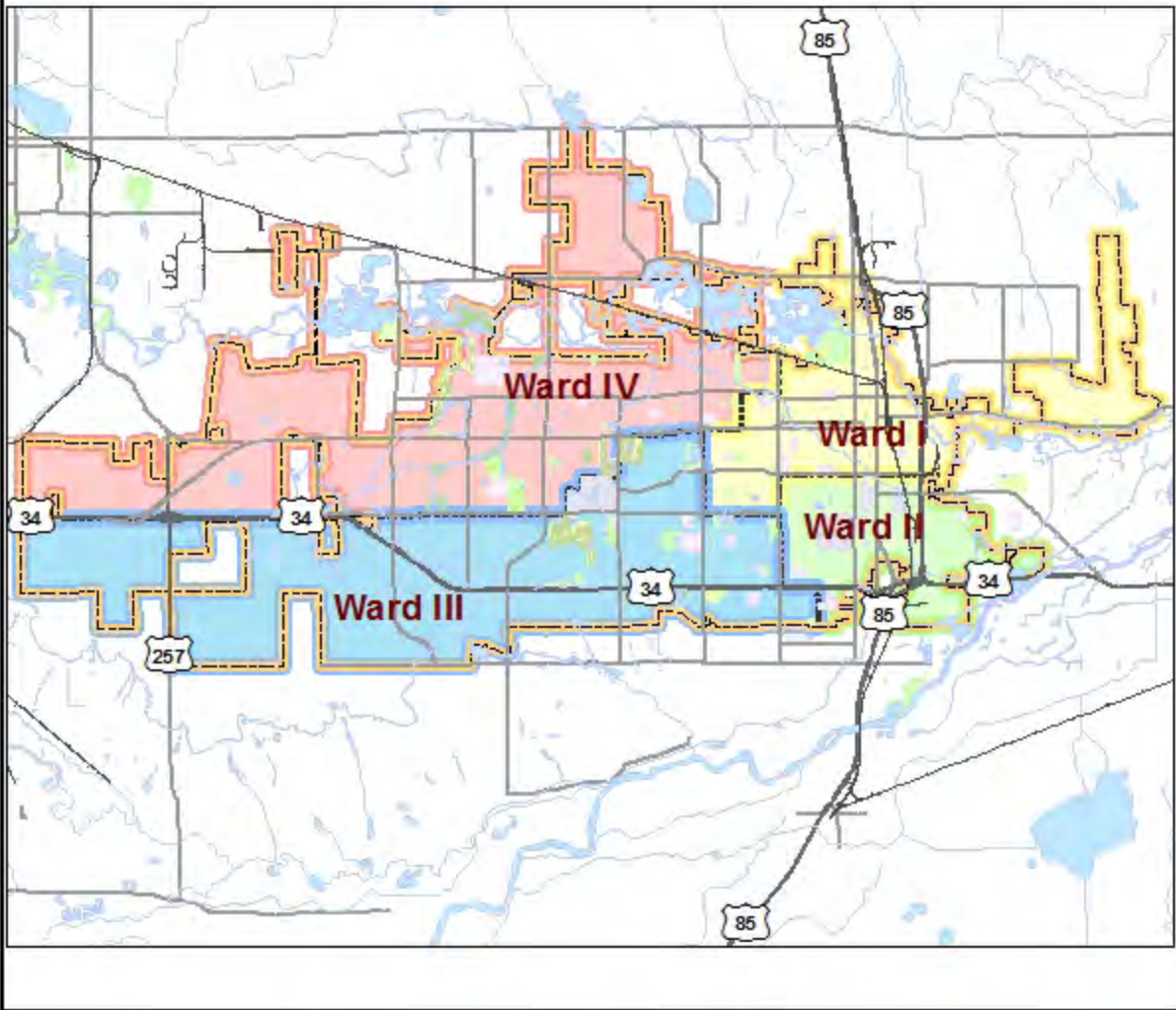
Impact on Operating Budget:

None



Capital Improvement Projects 2014

Project #: Citywide



Project Summary

Project Number: 181
Project Title: Capital Outlay Replacement
Division: Sewer Capital Improvement
Project Type: Sewer Replacement Collection
Year Identified: 2012
Fund: 403 - Sewer Capital Replacement
Budget Unit #: 4030083083510000

Budget Year: 2015
Council Priority: Infrastructure & Growth- Environmental
 Infrastr'r
Budget Status: Data Entry
Regions: 0 - Multiple Wards
Location:
Project Manager:
Project Status: Funded

Description:

This program replaces major rolling stock: pickups, tractor backhoes, loaders, compressors, dump trucks, and other identified replacement capital items.

Discussion of Progress:

Annual program

Justification:

Replacement of rolling stock that has reached the end of its useful life. Maintains ability to perform daily tasks and handle emergency calls.

Revenue Detail:

None

GL Account	Description	2015	2016	2017	2018	2019
Revenue						
5638	Funded Depreciation	379,865	45,000	360,000	78,500	75,000
	Total Revenue	379,865	45,000	360,000	78,500	75,000
Expense						
8142	Construction and Maintenance	285,000	0	0	0	0
8144	Transportation/Vehicles	87,165	45,000	360,000	78,500	75,000
8149	Other	7,700	0	0	0	0
	Total Expense	379,865	45,000	360,000	78,500	75,000
	Net Total	0	0	0	0	0

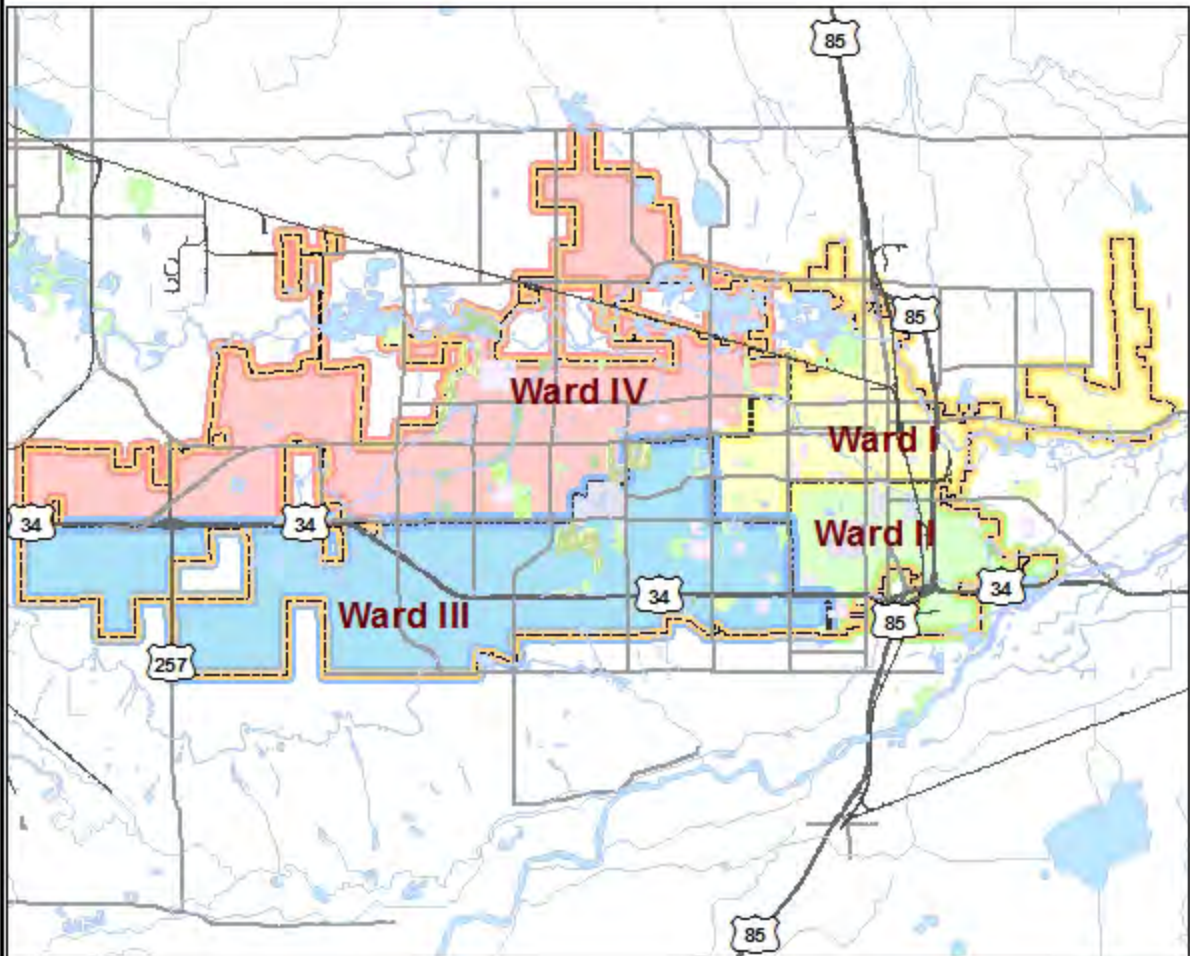
Impact on Operating Budget:

None



Capital Improvement Projects 2014

Project #: Citywide



Project Summary

Project Number:	AUTO - 264	Budget Year:	2015
Project Title:	WPCF Electronic Operations and Maintenance System	Council Priority:	Infrastructure & Growth- Environmental Infrast'r
Division:	Wastewater Treatment	Budget Status:	Data Entry
Project Type:	Sewer Replacement Treatment	Regions:	
Year Identified:	2014	Location:	Water Pollution Control Facility
Fund:	403 - Sewer Capital Replacement	Project Manager:	
Budget Unit #:	4030083083920000	Project Status	Funded

Description:

This project will develop an electronic, web-based operations/maintenance management system for the Water Pollution Control Facility (WPCF). Standard operating procedures (SOPs), operation and maintenance (O&M) manuals, and other resources and policies have been developed in paper and spreadsheet format and this project will convert them into an easily searchable and updatable electronic database. The database will capture current staff's knowledge to be used for future training and will be updated going forward to ensure staff is always working with the most up to date information.

Discussion of Progress:

Phase I was started in April 2014. Phase II is to commence in 2015. The sewer operations plan includes both wastewater treatment (WWT) and wastewater collections (WWC).

Justification:

Effective operations and maintenance occurs through a combination of knowledgeable staff who understand the facility, consistently follow documented operations procedures, are part of a culture of continual performance improvement, and are adaptable to new situations and needs. The project moves the WPCF away from a paper recordkeeping and management system to one that is paperless, an electronic operations & maintenance management system that at other treatment facilities has been shown to reduce instances of operational failures, reduce operational costs, increase facility reliability, extend equipment life, and facility life. This project would be phased over 18-24 months.

Revenue Detail:

None

GL Account	Description	2015	2016	2017	2018	2019
Revenue						
5638	Funded Depreciation	172,000	0	0	0	0
	Total Revenue	172,000	0	0	0	0
Expense						
8214	Legal Publications	300	0	0	0	0
8229	Professional Services	171,700	0	0	0	0
	Total Expense	172,000	0	0	0	0
	Net Total	0	0	0	0	0

Impact on Operating Budget:

Estimated maintenance agreement cost of \$5,000-\$10,000 per year



Capital Improvement Projects 2014

Project #: 264



Project Summary

Project Number:	291	Budget Year:	2015
Project Title:	Roof Replacement at Water Pollution Control Facility Dewatering Building	Council Priority:	Infrastructure & Growth- Environmental Infrast'r
Division:	Wastewater Treatment	Budget Status:	Data Entry
Project Type:	Sewer Construction Treatment	Regions:	1- 16 St North/35 Ave East
Year Identified:	2012	Location:	Water Pollution Control Facility
Fund:	403 - Sewer Capital Replacement	Project Manager:	
Budget Unit #:	4030083083860000	Project Status	Funded

Description:

This project replaces the existing membrane roof on the Dewatering Building located on the South Plant at the WPCF.

Discussion of Progress:

Planning

Justification:

This roof was installed in 1995. According to the manufacturer, this style of roof has a life expectancy of approximately 20 years. Over the past few years, there have been a number of leaks especially during heavy storm events. It is anticipated that the roof will need to be replaced by 2015.

Revenue Detail:

None

GL Account	Description	2015	2016	2017	2018	2019
Revenue						
5638	Funded Depreciation	77,000	0	0	0	0
	Total Revenue	77,000	0	0	0	0
Expense						
8202	Construction	75,700	0	0	0	0
8214	Legal Publications	300	0	0	0	0
8240	Testing And Inspection	1,000	0	0	0	0
	Total Expense	77,000	0	0	0	0
	Net Total	0	0	0	0	0

Impact on Operating Budget:

None



Capital Improvement Projects 2014

Project #: 291



Project Summary

Project Number:	343	Budget Year:	2015
Project Title:	WPCF Digester Gas Mixing System	Council Priority:	Infrastructure & Growth- Environmental Infrastr'r
Division:	Wastewater Treatment	Budget Status:	Data Entry
Project Type:	Sewer Construction Treatment	Regions:	1- 16 St North/35 Ave East
Year Identified:	2012	Location:	Water Pollution Control Facility
Fund:	403 - Sewer Capital Replacement	Project Manager:	
Budget Unit #:	4030083083830000	Project Status	Funded

Description:

Install a replacement gas mixing system for the two primary anaerobic digesters located at the Water Pollution Control Facility (WPCF).

Discussion of Progress:

Planning

Justification:

The 2012 WPCF Solids Master Plan identified projects including the replacement of the digester gas mixing system. The old gas mixing system was abandoned ten years ago because of severe deterioration and functional failure. At that time, plant maintenance increased the pumping rate on the gas recirculation pumps and re-routed some lines to enable gas mixing to occur within the two primary digesters. This was to be only an interim measure or fix and not a permanent gas mixing system. A new gas mixing system will provide more complete mixing within the tanks, better digestion of the solids, and improved digester performance and reliability. This project would coincide with the primary digester cover replacement project.

Revenue Detail:

None

GL Account	Description	2015	2016	2017	2018	2019
Revenue						
5638	Funded Depreciation	133,500	0	0	0	0
	Total Revenue	133,500	0	0	0	0
Expense						
8202	Construction	0	1,100,700	0	0	0
8206	Design Fees	125,700	0	0	0	0
8214	Legal Publications	300	300	0	0	0
8226	Permits,Fees, Etc	2,500	0	0	0	0
8229	Professional Services	0	108,000	0	0	0
8236	Soils Investigation	1,500	0	0	0	0
8238	Surveying	1,500	0	0	0	0
8240	Testing And Inspection	2,000	0	0	0	0
	Total Expense	133,500	1,209,000	0	0	0
	Net Total	0	(1,209,000)	0	0	0

Impact on Operating Budget:

None



Capital Improvement Projects 2014

Project #: 343



Project Summary

Project Number: 349
Project Title: General Rehabilitation Projects
Division: Wastewater Treatment
Project Type: Sewer Replacement Treatment
Year Identified: 2012
Fund: 403 - Sewer Capital Replacement
Budget Unit #: 4030083083750000

Budget Year: 2015
Council Priority: Infrastructure & Growth- Environmental Infrast'r
Budget Status: Data Entry
Regions: 1- 16 St North/35 Ave East
Location: Water Pollution Control Facility
Project Manager:
Project Status: Funded

Description:

A variety of small projects that includes such work as the replacement, rehabilitation, or overhaul of large pumps, motors, centrifuge units, gear boxes, air handling units, heat exchangers, variable frequency drive units, landscaping rehab for stormwater program, etc. Projects at wastewater collection maintenance facility are included in this project.

Discussion of Progress:

Annual program

Justification:

Manufacturer's recommendations, equipment performance, downtime, and repair history; equipment life expectancies; inability to find replacement parts, etc. all enter into the decision as to whether or not a particular item needs to be replaced, repaired, or refurbished. Rehab funds are budgeted annually so that the plant maintenance staff can stay abreast of the need to address aging equipment and infrastructure at the WPCF.

Revenue Detail:

None

GL Account	Description	2015	2016	2017	2018	2019
Revenue						
5638	Funded Depreciation	311,000	189,000	121,000	136,000	161,000
	Total Revenue	311,000	189,000	121,000	136,000	161,000
Expense						
8208	Furniture,Fixtures,Equipment	70,400	70,400	70,400	70,400	70,400
8214	Legal Publications	600	600	600	600	600
8229	Professional Services	240,000	118,000	50,000	65,000	90,000
	Total Expense	311,000	189,000	121,000	136,000	161,000
	Net Total	0	0	0	0	0

Impact on Operating Budget:

None



Capital Improvement Projects 2014

Project #: 349



Project Summary

Project Number:	351	Budget Year:	2015
Project Title:	WPCF Primary Digester Cover Replacements	Council Priority:	Infrastructure & Growth- Environmental Infrast'r
Division:	Wastewater Treatment	Budget Status:	Data Entry
Project Type:	Sewer Replacement Treatment	Regions:	1- 16 St North/35 Ave East
Year Identified:	2012	Location:	Water Pollution Control Facility
Fund:	403 - Sewer Capital Replacement	Project Manager:	
Budget Unit #:	4030083083540000	Project Status	Funded

Description:

This project replaces the floating covers on the two primary anaerobic digesters at the WPCF.

Discussion of Progress:

Planning

Justification:

The 2012 WPCF Solids Master Plan identified projects including the replacement of the digester covers. The existing digester covers will be 31 years old in 2016 when they are scheduled for replacement. Normal lifespan for this type of cover is 25-30 years. Physical inspection of the covers in 2006 revealed that moderate rusting and deterioration was occurring and that replacement would be necessary within the next 8-10 years. Failure of these covers could be catastrophic as it would render the tanks unable to be used to treat solids, and therefore, the plant would be in jeopardy of not meeting permit requirements for biosolids land application.

Revenue Detail:

None

GL Account	Description	2015	2016	2017	2018	2019
Revenue						
5638	Funded Depreciation	126,000	1,121,063	0	0	0
	Total Revenue	126,000	1,121,063	0	0	0
Expense						
8202	Construction	0	1,081,700	0	0	0
8204	Contingency	1,800	0	0	0	0
8206	Design Fees	117,000	0	0	0	0
8214	Legal Publications	300	300	0	0	0
8226	Permits, Fees, Etc	3,600	0	0	0	0
8229	Professional Services	0	125,000	0	0	0
8238	Surveying	1,300	0	0	0	0
8240	Testing And Inspection	2,000	0	0	0	0
	Total Expense	126,000	1,207,000	0	0	0
	Net Total	0	(85,937)	0	0	0

Impact on Operating Budget:

None



Capital Improvement Projects 2014

Project #: 351



Project Summary

Project Number:	795	Budget Year:	2015
Project Title:	Trenchless Main and Collector Rehabilitation	Council Priority:	Infrastructure & Growth- Environmental Infrast'r
Division:	Wastewater Collection	Budget Status:	Data Entry
Project Type:	Sewer Replacement Collection	Regions:	0 - Multiple Wards
Year Identified:	2012	Location:	City wide
Fund:	403 - Sewer Capital Replacement	Project Manager:	
Budget Unit #:	4030083083700000	Project Status	Funded

Description:

This annual program renews about 1% of the sewer system using cured-in-place pipe. The program focuses on the sewers in the worst condition as identified by the City's TV inspection and by maintenance records.

Discussion of Progress:

Annual program

Justification:

Each year Sewer Collection identifies existing piping that has severe corrosion issues and rehabilitates that pipe using a cure in place process. If the pipe is not rehabilitated there is the possibility of collapse and sanitary sewer overflows on the streets. This process allows staff to rehabilitate older sewer lines without excavating the street and minimizing disruption to its customers.

Revenue Detail:

None

GL Account	Description	2015	2016	2017	2018	2019
Revenue						
5638	Funded Depreciation	450,000	450,000	450,000	450,000	450,000
	Total Revenue	450,000	450,000	450,000	450,000	450,000
Expense						
8202	Construction	430,000	430,000	430,000	430,000	430,000
8204	Contingency	6,000	6,000	6,000	6,000	6,000
8226	Permits,Fees, Etc	1,000	1,000	1,000	1,000	1,000
8228	Printing, Copying	1,000	1,000	1,000	1,000	1,000
8232	Project Management	4,000	4,000	4,000	4,000	4,000
8240	Testing And Inspection	8,000	8,000	8,000	8,000	8,000
	Total Expense	450,000	450,000	450,000	450,000	450,000
	Net Total	0	0	0	0	0

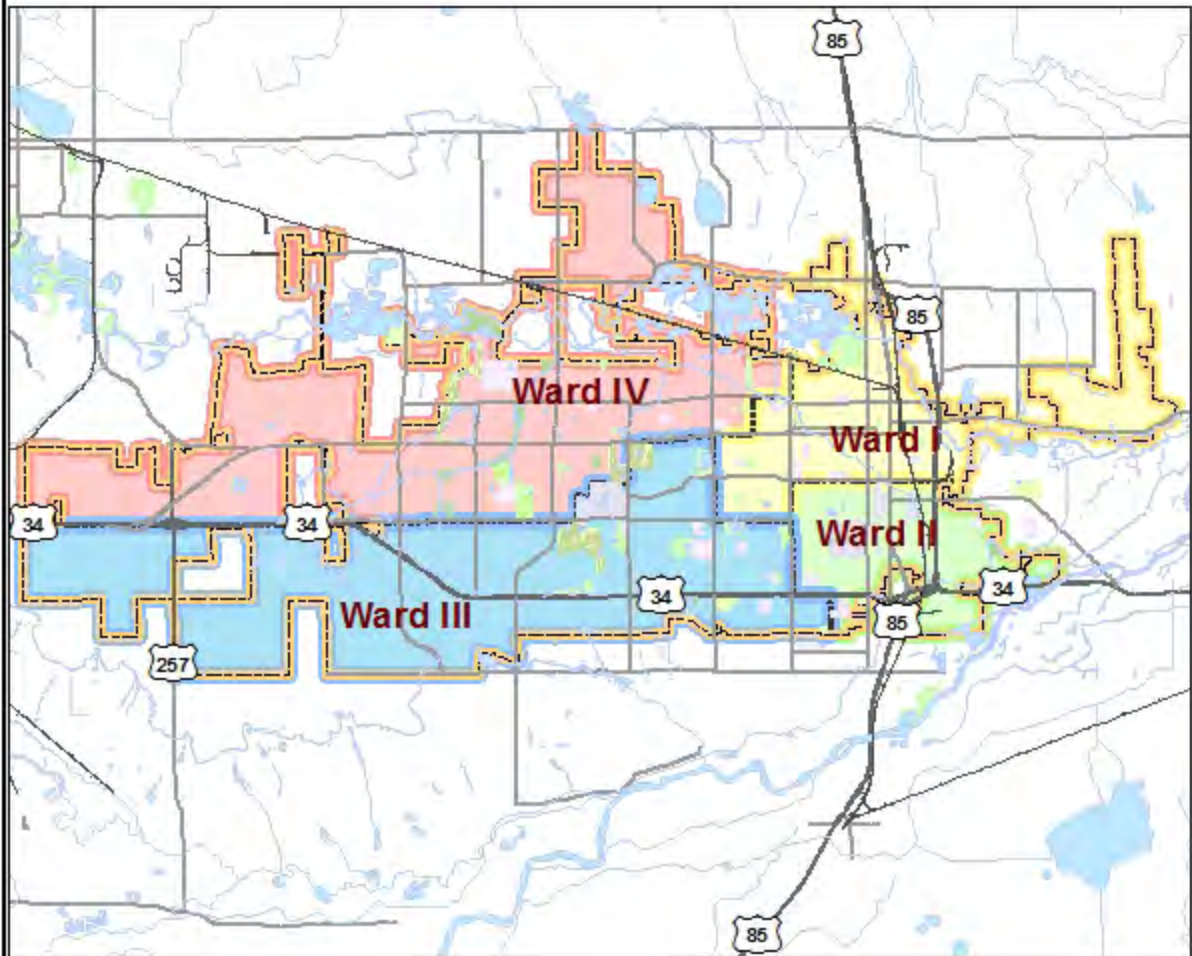
Impact on Operating Budget:

Lining sewer pipe has reduced expensive emergency pipe repairs.



Capital Improvement Projects 2014

Project #: Citywide



Project Summary

Project Number:	821	Budget Year:	2015
Project Title:	Manhole Rehabilitation	Council Priority:	Infrastructure & Growth- Environmental Infrast'r
Division:	Wastewater Collection	Budget Status:	Data Entry
Project Type:	Sewer Replacement Collection	Regions:	0 - Multiple Wards
Year Identified:	2012	Location:	City wide
Fund:	403 - Sewer Capital Replacement	Project Manager:	
Budget Unit #:	4030083083730000	Project Status	Funded

Description:

This program does rehabilitation of various manholes with severe corrosion issues using cementitious materials with minimum disturbance to the surrounding pavement. Manholes are inspected every two years for excessive corrosion and placed on a list to be rehabilitated based on the severity of the corrosion. This program will repair approximately 150 manholes per year 2013 to 2015 and will be reduced to 50 a year thereafter. The sewer master plan update will evaluate future manhole rehabilitation needs.

Discussion of Progress:

Annual program. 63 manholes were rehabilitated in 2013.

Justification:

Manholes are inspected every two years for excessive corrosion and placed on a list to be rehabilitated based on the severity of the corrosion. The rehabilitation of the manholes is essential for the continued flow of sewage and lessens the chances of a sanitary sewer overflow.

Revenue Detail:

None

GL Account	Description	2015	2016	2017	2018	2019
Revenue						
5638	Funded Depreciation	200,000	60,000	60,000	60,000	60,000
	Total Revenue	200,000	60,000	60,000	60,000	60,000
Expense						
8202	Construction	180,000	44,800	44,800	44,800	44,800
8204	Contingency	800	0	0	0	0
8214	Legal Publications	200	200	200	200	200
8226	Permits, Fees, Etc	1,000	1,000	1,000	1,000	1,000
8232	Project Management	6,000	4,000	4,000	4,000	4,000
8240	Testing And Inspection	12,000	10,000	10,000	10,000	10,000
	Total Expense	200,000	60,000	60,000	60,000	60,000
	Net Total	0	0	0	0	0

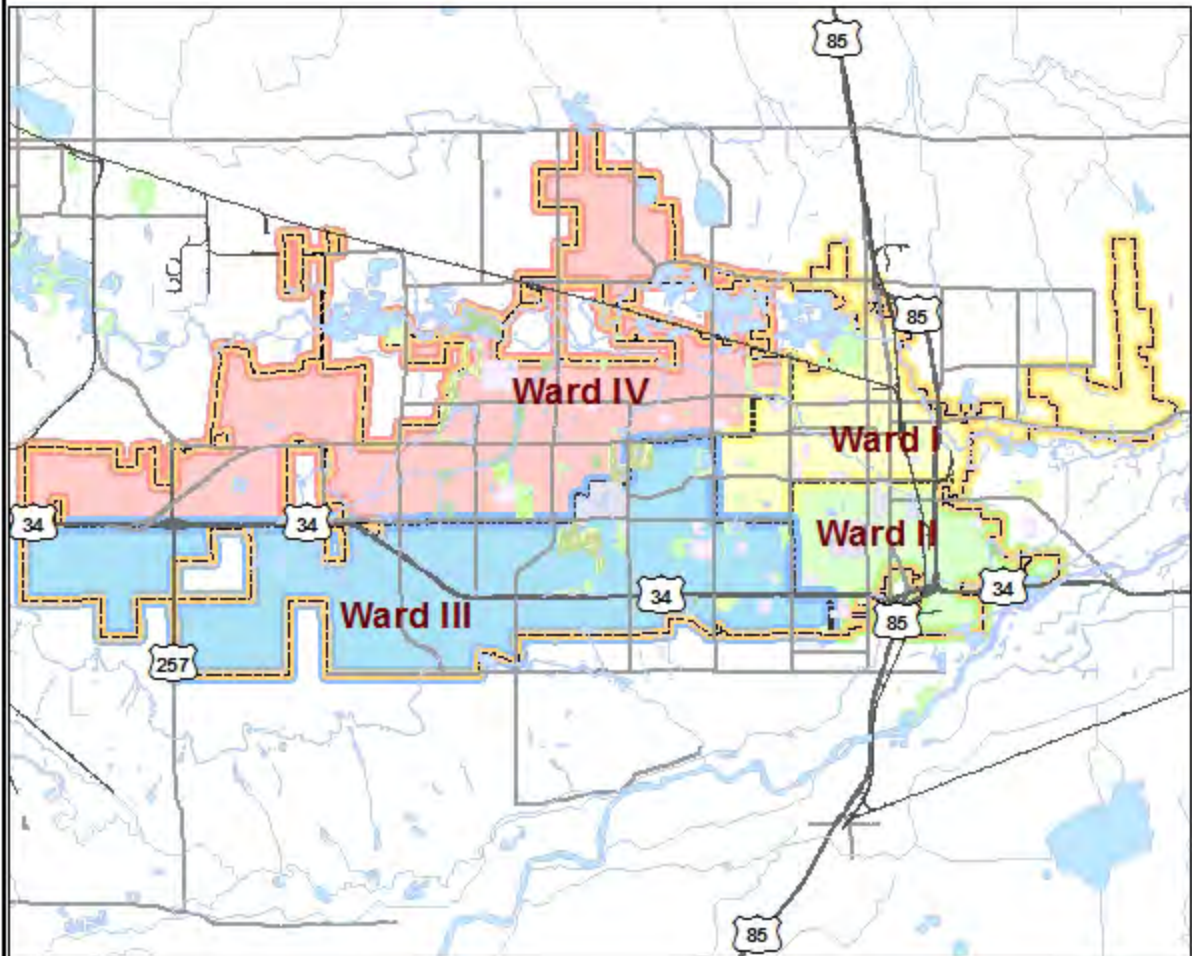
Impact on Operating Budget:

None



Capital Improvement Projects 2014

Project #: Citywide



Project Summary

Project Number: 824
Project Title: Highland Capacity Impr. Upper
Division: Wastewater Collection
Project Type: Sewer Replacement Collection
Year Identified: 2012
Fund: 403 - Sewer Capital Replacement
Budget Unit #:

Budget Year: 2015
Council Priority: Infrastructure & Growth- Environmental
 Infrast'r
Budget Status: Data Entry
Regions: 3- 10 St South/23 Ave West
Location: 16th St and 47th Ave
Project Manager:
Project Status: Funded

Description:

The 2008 Sanitary Sewer Master Plan identified based on modeling the existing sanitary sewer between 16th and 20th Street along 47th Avenue was undersized . This project will install approximately 6300 linear feet of 18 inch sewer line in 47th avenue.

Discussion of Progress:

Planning

Justification:

Flows from the T Bone lift station were routed to this sewer main line which wasn't designed to carry these additional flows. Pipe capacity evaluations criteria were developed using d/D (flow depth to pipe diameter) ratings to determine the pipe capacity under wet and dry conditions. The City of Greeley sewer model identified this line as one needing replacement. Staff has continued to monitor the actual flow depths and d/D levels.

Revenue Detail:

None

GL Account	Description	2015	2016	2017	2018	2019
Revenue						
5638	Funded Depreciation	0	130,000	773,662	0	0
	Total Revenue	0	130,000	773,662	0	0
Expense						
8202	Construction	0	0	1,304,000	0	0
8206	Design Fees	0	120,000	0	0	0
8214	Legal Publications	0	0	500	0	0
8216	Miscellaneous	0	0	5,000	0	0
8226	Permits, Fees, Etc	0	0	1,000	0	0
8232	Project Management	0	10,000	10,000	0	0
8240	Testing And Inspection	0	0	30,000	0	0
	Total Expense	0	130,000	1,350,500	0	0
	Net Total	0	0	(576,838)	0	0

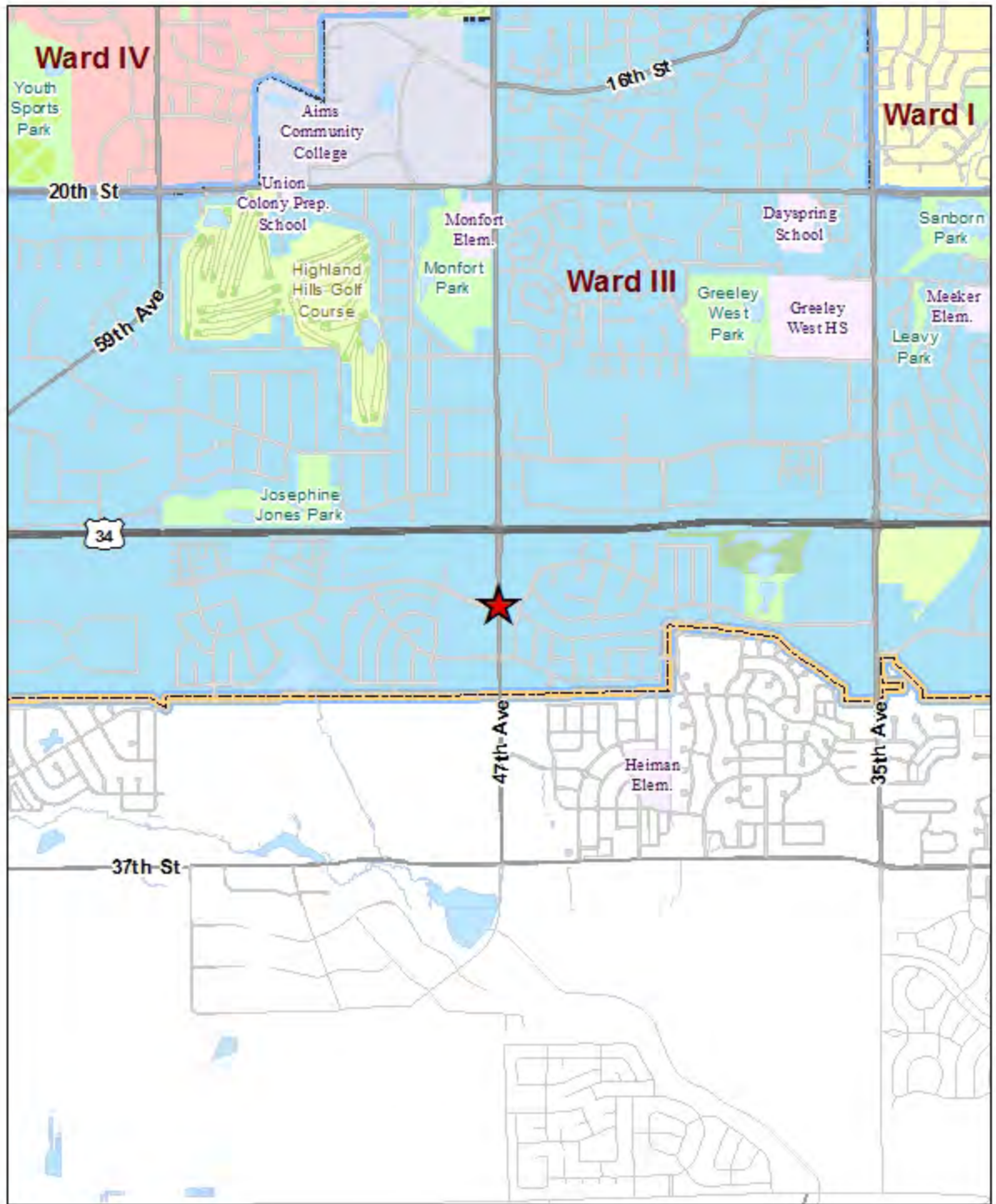
Impact on Operating Budget:

None



Capital Improvement Projects 2014

Project #: 824



Project Summary

Project Number:	1042	Budget Year:	2015
Project Title:	Lift Station Rehabilitation	Council Priority:	Infrastructure & Growth- Environmental Infrastr'r
Division:	Wastewater Collection	Budget Status:	Data Entry
Project Type:	Sewer Replacement Collection	Regions:	0 - Multiple Wards
Year Identified:	2012	Location:	City Wide
Fund:	403 - Sewer Capital Replacement	Project Manager:	
Budget Unit #:	4030083083760000	Project Status	Funded

Description:

This program rehabs existing lift stations based on the facilities condition and updates pumping systems to meet current State requirements. The lift station master plan is used to prioritize projects.

Discussion of Progress:

Lift stations 9, 16, and 18 had wet wells lined and replaced corroded piping. Backup generators were installed and control systems updated at lift stations 9 and 16.

Justification:

During the execution of the 2008 Sanitary Sewer Master Plan (SSMP), the City recognized that there was very little information on the condition and hydraulic performance of its lift stations. The assessment determined the remaining useful life and replacement costs. The assessment also identified what systems would need updated to meet compliance with current regulations.

Revenue Detail:

None

GL Account	Description	2015	2016	2017	2018	2019
Revenue						
5638	Funded Depreciation	0	0	110,000	0	0
	Total Revenue	0	0	110,000	0	0
Expense						
8202	Construction	430,000	430,000	85,000	0	0
8206	Design Fees	75,000	75,000	15,000	0	0
8214	Legal Publications	500	500	500	0	0
8216	Miscellaneous	5,000	5,000	2,500	0	0
8226	Permits, Fees, Etc	1,000	1,000	1,000	0	0
8232	Project Management	10,000	10,000	3,000	0	0
8240	Testing And Inspection	10,000	10,000	3,000	0	0
	Total Expense	531,500	531,500	110,000	0	0
	Net Total	(531,500)	(531,500)	0	0	0

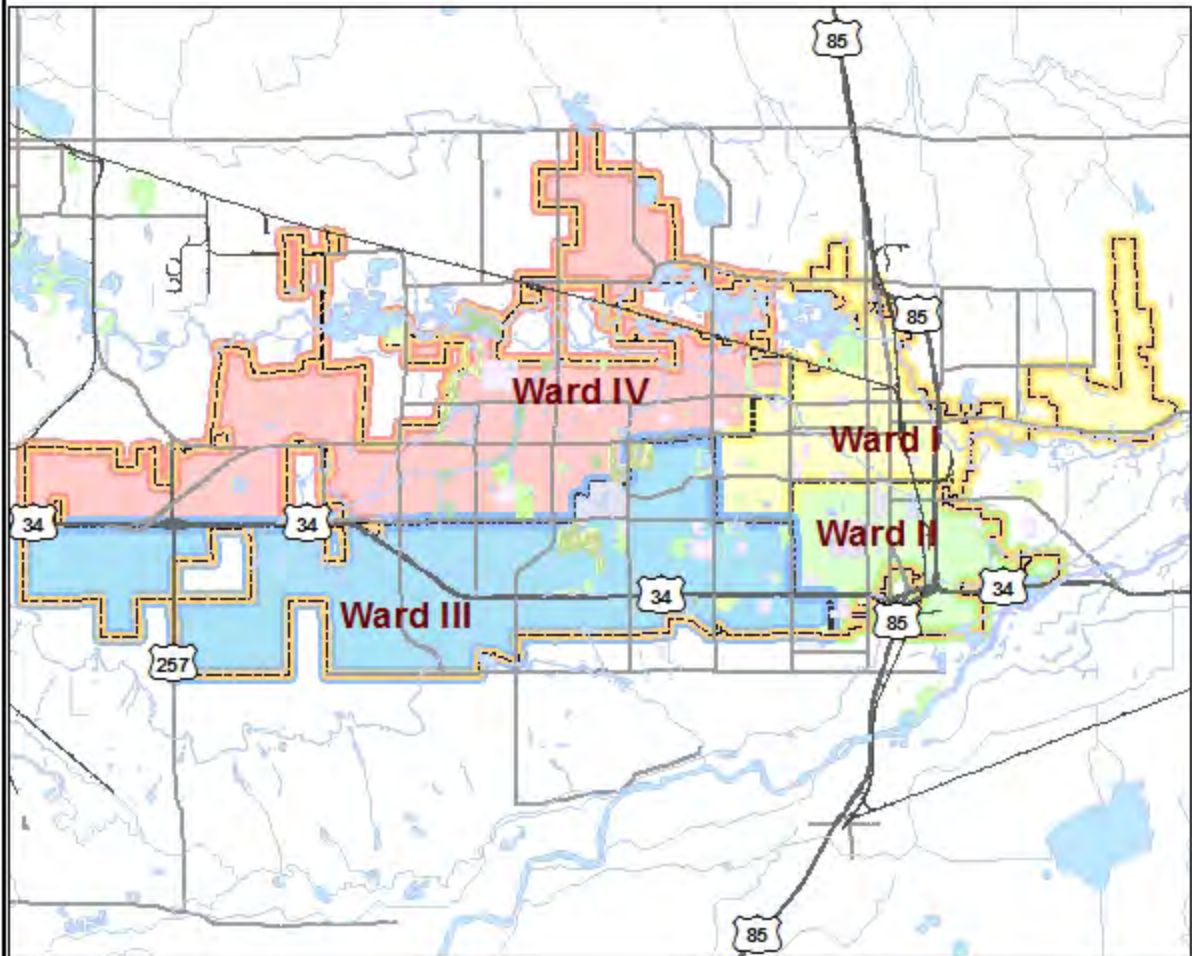
Impact on Operating Budget:

None



Capital Improvement Projects 2014

Project #: Citywide



Project Summary

Project Number:	1043	Budget Year:	2015
Project Title:	WWC Manhole and Pipe Rehabilitation	Council Priority:	Infrastructure & Growth- Environmental Infrast'r
Division:	Wastewater Collection	Budget Status:	Data Entry
Project Type:	Sewer Replacement Collection	Regions:	0 - Multiple Wards
Year Identified:	2012	Location:	City wide
Fund:	403 - Sewer Capital Replacement	Project Manager:	
Budget Unit #:	4030083083880000	Project Status	Funded

Description:

This program covers repairs of sanitary sewer manholes and main lines done by Wastewater Collection crews. Examples of these repairs include replacement of existing manholes, point repairs to main lines, purchase of frames and covers, miscellaneous repair parts, drop repairs and installations, channel repairs and other needed repairs to existing infrastructure. The replacement of manhole frames and covers during the City's Asphalt Overlay program are also included.

Discussion of Progress:

Annual program

Justification:

The existing manholes covers, frames and barrels are damaged over time by traffic. Collections staff investigate existing sanitary systems prior to work being completed by the City's Asphalt Overlay program. The program provides funding for any repairs needed.

Revenue Detail:

None

GL Account	Description	2015	2016	2017	2018	2019
Revenue						
5638	Funded Depreciation	60,000	60,000	60,000	60,000	45,000
	Total Revenue	60,000	60,000	60,000	60,000	45,000
Expense						
8202	Construction	45,000	45,000	45,000	45,000	45,000
8234	Repair/Maint Supplies	15,000	15,000	15,000	15,000	0
	Total Expense	60,000	60,000	60,000	60,000	45,000
	Net Total	0	0	0	0	0

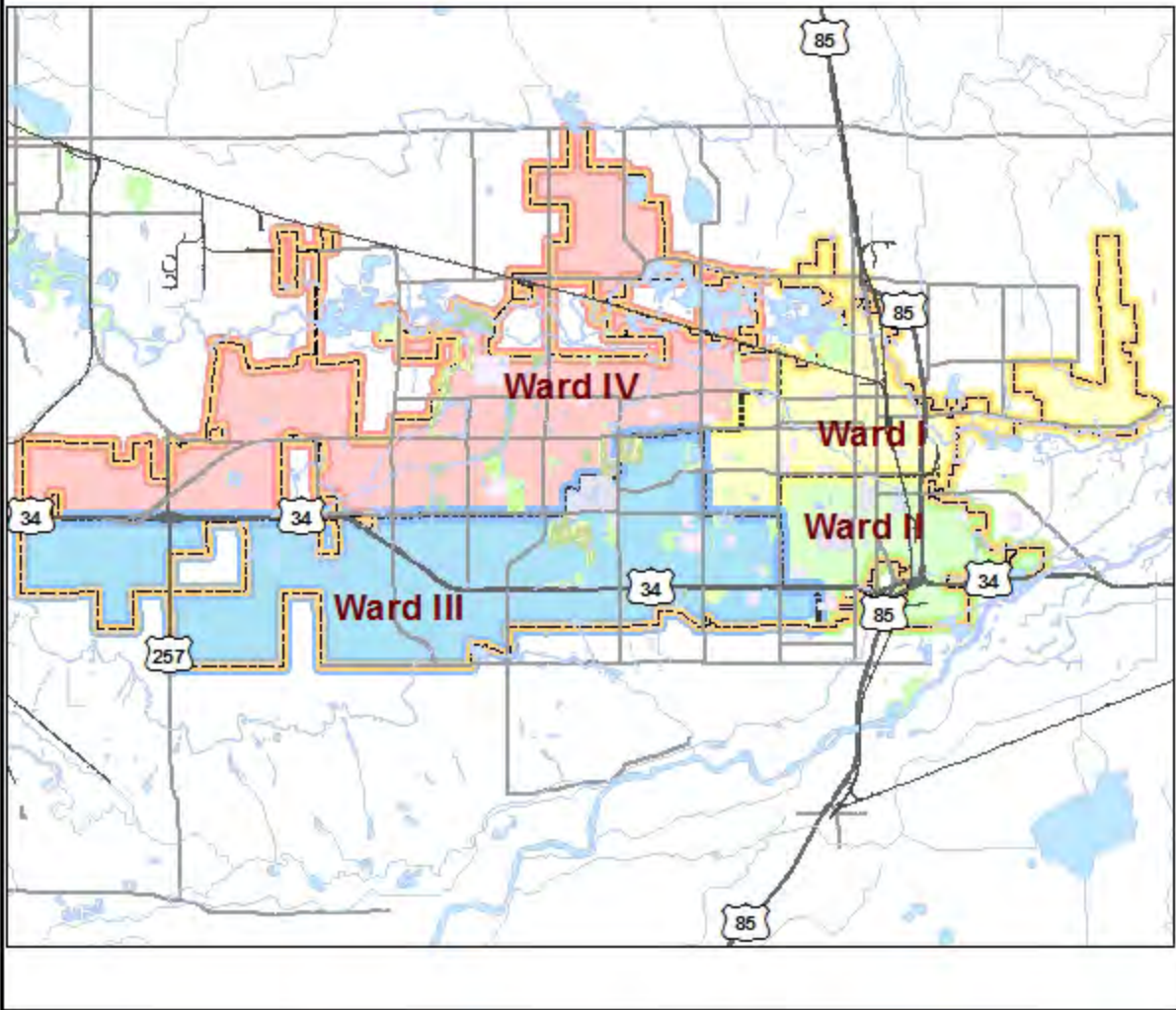
Impact on Operating Budget:

None



Capital Improvement Projects 2014

Project #: Citywide



Project Summary

Project Number:	1046	Budget Year:	2015
Project Title:	WPCF Solids Handling & Treatment Master Plan Update	Council Priority:	Infrastructure & Growth- Environmental Infrastr'r
Division:	Wastewater Treatment	Budget Status:	Data Entry
Project Type:	Sewer Replacement Treatment	Regions:	1- 16 St North/35 Ave East
Year Identified:	2012	Location:	Water Pollution Control Facility
Fund:	403 - Sewer Capital Replacement	Project Manager:	
Budget Unit #:		Project Status	Funded

Description:

Update the 2012 Water Pollution Control Facility (WPCF) biosolids master plan every 5 years, and incorporate the necessary changes for the planning, prioritization of work, and budgeting of future plant projects. The updated study would include such items as exploring options for the de-commissioning of the aging digester building and three secondary anaerobic digester tanks, return activated sludge pumping upgrades, sludge storage tank conversion to a third primary anaerobic digester, options for additional onsite sludge storage, biogas utilization, energy conservation alternatives, etc.

Discussion of Progress:

Updated every 5 years

Justification:

To keep the master plan current with new regulations, treatment technologies, equipment, project priorities and available funding. To further reduce energy and annual operation & maintenance (O&M) costs at the WPCF.

Revenue Detail:

None

GL Account	Description	2015	2016	2017	2018	2019
Revenue						
5638	Funded Depreciation	0	0	301,000	0	0
	Total Revenue	0	0	301,000	0	0
Expense						
8214	Legal Publications	0	0	300	0	0
8229	Professional Services	0	0	300,700	0	0
	Total Expense	0	0	301,000	0	0
	Net Total	0	0	0	0	0

Impact on Operating Budget:

None



Capital Improvement Projects 2014

Project #: 1046



Project Summary

Project Number:	1048	Budget Year:	2015
Project Title:	Wastewater Flow Monitoring Program	Council Priority:	Infrastructure & Growth- Environmental Infrast'r
Division:	Wastewater Collection	Budget Status:	Data Entry
Project Type:	Sewer Replacement Studies	Regions:	0 - Multiple Wards
Year Identified:	2012	Location:	City wide
Fund:	403 - Sewer Capital Replacement	Project Manager:	
Budget Unit #:	4030083083810000	Project Status	Funded

Description:

Staff will install flow meters on major sewer collection trunk lines throughout the city to monitor flows on its major sewer trunk mains.

Discussion of Progress:

New program

Justification:

The monitoring of these flow will help determine the locations of concentrated maintenance efforts..

Revenue Detail:

None

GL Account	Description	2015	2016	2017	2018	2019
Revenue						
5638	Funded Depreciation	50,000	50,000	50,000	50,000	50,000
	Total Revenue	50,000	50,000	50,000	50,000	50,000
Expense						
8203	Construction - City Depts	3,000	3,000	3,000	3,000	3,000
8204	Contingency	7,000	7,000	7,000	7,000	7,000
8214	Legal Publications	500	500	500	500	500
8226	Permits, Fees, Etc	500	500	500	500	500
8229	Professional Services	37,000	37,000	37,000	37,000	37,000
8232	Project Management	2,000	2,000	2,000	2,000	2,000
	Total Expense	50,000	50,000	50,000	50,000	50,000
	Net Total	0	0	0	0	0

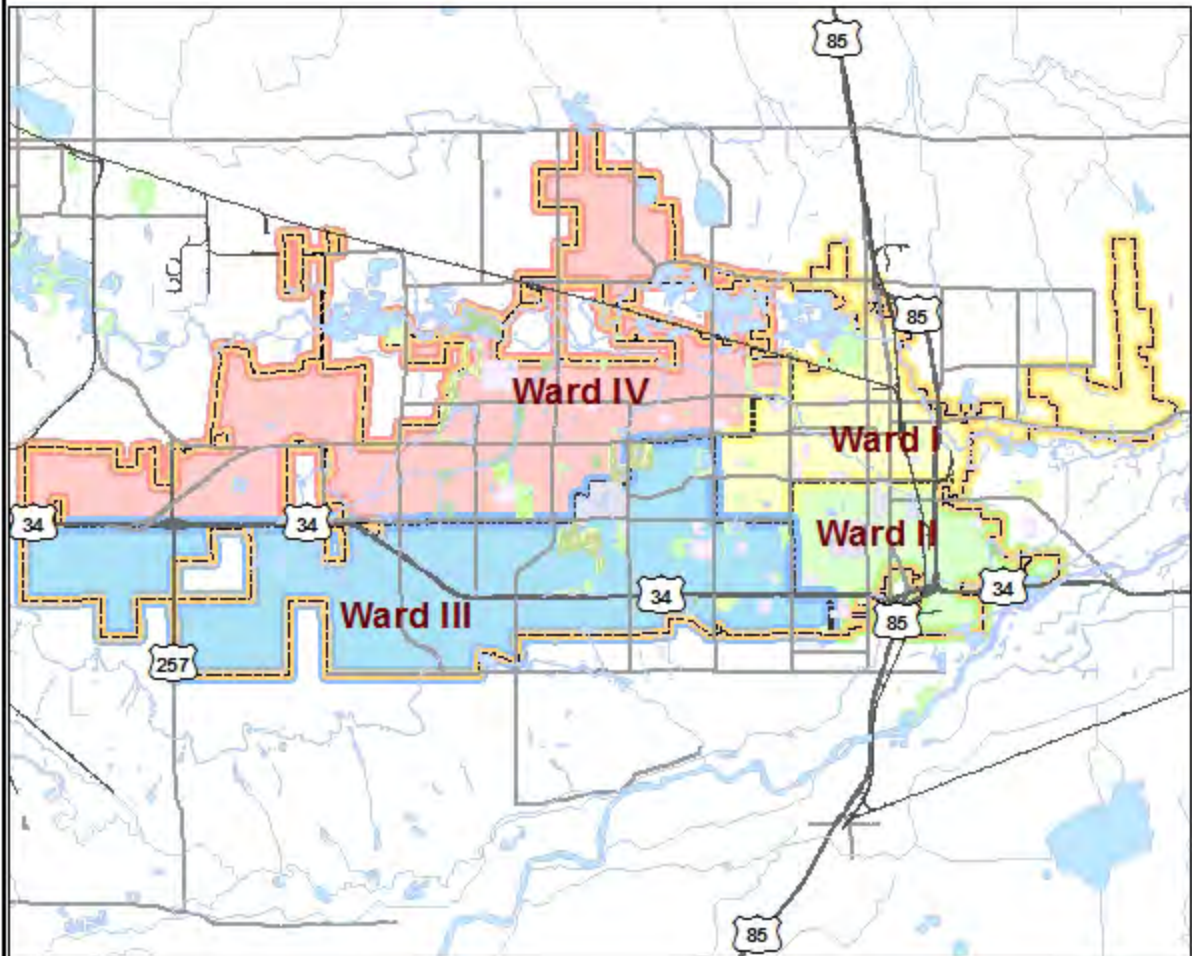
Impact on Operating Budget:

None



Capital Improvement Projects 2014

Project #: Citywide



Project Summary

Project Number:	1060	Budget Year:	2015
Project Title:	WPCF Boiler Replacement Project	Council Priority:	Infrastructure & Growth- Environmental Infrast'r
Division:	Wastewater Treatment	Budget Status:	Data Entry
Project Type:	Sewer Replacement Treatment	Regions:	1- 16 St North/35 Ave East
Year Identified:	2012	Location:	Water Pollution Control Facility
Fund:	403 - Sewer Capital Replacement	Project Manager:	
Budget Unit #:	4030083083870000	Project Status	Funded

Description:

This project would replace the two existing CleaverBrooke boilers (CB-700-100, 100 HP, 4.125MBTU/hour) at the Water Pollution Control Facility which have reached the end of their useful life. Project design of a new replacement heating system would occur in 2015 with construction and installation of a new boiler system in 2016.

Discussion of Progress:

Justification:

The 2012 WPCF Solids Master Plan identified projects including the replacement of the boiler. Repair work has been steadily increasing on the boilers and ancillary heat loops.

Revenue Detail:

GL Account	Description	2015	2016	2017	2018	2019
Revenue						
5638	Funded Depreciation	68,000	361,000	0	0	0
	Total Revenue	68,000	361,000	0	0	0
Expense						
8202	Construction	0	325,700	0	0	0
8206	Design Fees	65,200	0	0	0	0
8214	Legal Publications	300	300	0	0	0
8229	Professional Services	0	35,000	0	0	0
8236	Soils Investigation	1,500	0	0	0	0
8238	Surveying	1,000	0	0	0	0
	Total Expense	68,000	361,000	0	0	0
	Net Total	0	0	0	0	0

Impact on Operating Budget:

None



Capital Improvement Projects 2014

Project #: 1060



Project Summary

Project Number:	1061	Budget Year:	2015
Project Title:	Replacement of 450 KW Generator at WPCF	Council Priority:	Infrastructure & Growth- Environmental Infrastr'r
Division:	Wastewater Treatment	Budget Status:	Data Entry
Project Type:	Sewer Replacement Treatment	Regions:	1- 16 St North/35 Ave East
Year Identified:	2012	Location:	Water Pollution Control Facility
Fund:	403 - Sewer Capital Replacement	Project Manager:	
Budget Unit #:	4030083083890000	Project Status	Funded

Description:

This project at the WPCF would replace the existing 30+ year old 450 KW backup generator located in the digester building at the South Plant. A new generator would be located outside of the existing digester building because of new code requirements.

Discussion of Progress:

Planning

Justification:

The 2012 WPCF Solids Master Plan identified projects including the replacement of the generator. This generator serves as an emergency backup generator for the South Plant's solids handling and treatment operation. The existing generator is near the end of its useful life. It is a critical piece of equipment that is used when the main plant power to the South Plant is lost. The generator provides power to operate the solids dewatering and thickening centrifuge units, transfer and recirculation pumps for the anaerobic digesters, heat exchangers, boilers, etc.

Revenue Detail:

None

GL Account	Description	2015	2016	2017	2018	2019
Revenue						
5638	Funded Depreciation	0	61,500	326,000	0	0
	Total Revenue	0	61,500	326,000	0	0
Expense						
8202	Construction	0	0	300,700	0	0
8206	Design Fees	0	50,400	0	0	0
8214	Legal Publications	0	300	300	0	0
8226	Permits, Fees, Etc	0	3,500	0	0	0
8229	Professional Services	0	0	25,000	0	0
8236	Soils Investigation	0	1,500	0	0	0
8238	Surveying	0	1,300	0	0	0
8240	Testing And Inspection	0	1,500	0	0	0
8242	Utility Services	0	3,000	0	0	0
	Total Expense	0	61,500	326,000	0	0
	Net Total	0	0	0	0	0

Impact on Operating Budget:

None



Capital Improvement Projects 2014

Project #: 1061



Project Summary

Project Number:	2148	Budget Year:	2015
Project Title:	WPCF Primary Clarifier Pumping & Thickening	Council Priority:	Infrastructure & Growth- Environmental Infrast'r
Division:	Wastewater Treatment	Budget Status:	Data Entry
Project Type:	Sewer Replacement Treatment	Regions:	
Year Identified:	2015	Location:	Water Pollution Control Facility
Fund:	403 - Sewer Capital Replacement	Project Manager:	
Budget Unit #:		Project Status	Funded

Description:

In 2015, a design project would further investigate thin sludge pumping from the primary clarifiers and replacement of the two 30-year old thickening centrifuge units with more energy-efficient equipment. The existing sludge line from the primary clarifiers to the South Plant digester building would be replaced. In 2016, construction and installation of new equipment would occur.

Discussion of Progress:

Planning

Justification:

The 2012 WPCF Solids Master Plan identified replacement of equipment for primary sludge pumping and thickening. Additional investigation will be in the 2016 phase of this project which could substantially reduce costs. Sludge thickening will be researched. Furthermore, this project could reduce the costs for the Nitrification Phase II project.

Revenue Detail:

None

GL Account	Description	2015	2016	2017	2018	2019
Expense						
8202	Construction	0	1,600,700	0	0	0
8206	Design Fees	165,700	0	0	0	0
8214	Legal Publications	300	300	0	0	0
8226	Permits, Fees, Etc	5,000	0	0	0	0
8229	Professional Services	0	250,000	0	0	0
8236	Soils Investigation	3,000	0	0	0	0
8238	Surveying	2,000	0	0	0	0
8240	Testing And Inspection	3,000	0	0	0	0
8244	Capital Equipment >\$5,000	0	500,000	0	0	0
	Total Expense	179,000	2,351,000	0	0	0

Impact on Operating Budget:

None



Capital Improvement Projects 2014

Project #: 2148



Project Summary

Project Number:	2149	Budget Year:	2015
Project Title:	WPCF Rotamat Septage Receiving Tank	Council Priority:	Infrastructure & Growth- Environmental Infrastr'r
Division:	Wastewater Treatment	Budget Status:	Data Entry
Project Type:	Sewer Replacement Treatment	Regions:	
Year Identified:	2015	Location:	Water Pollution Control Facility
Fund:	403 - Sewer Capital Replacement	Project Manager:	
Budget Unit #:		Project Status	Funded

Description:

The proposed new system would include a fully enclosed screening system that uses a screening press, screening wash, and screw conveyor to separate hygienic products, paper, plastics, etc. from the hauled portable toilet wastes and into a dumpster.

Discussion of Progress:

Planning

Justification:

The current process at the hauled waste station is odorous, and difficult to operate during winter conditions.

Revenue Detail:

None

GL Account	Description	2015	2016	2017	2018	2019
Revenue						
5638	Funded Depreciation	131,000	0	0	0	0
	Total Revenue	131,000	0	0	0	0
Expense						
8214	Legal Publications	300	0	0	0	0
8234	Repair/Maint Supplies	1,000	0	0	0	0
8242	Utility Services	1,500	0	0	0	0
8244	Capital Equipment >\$5,000	128,200	0	0	0	0
	Total Expense	131,000	0	0	0	0
	Net Total	0	0	0	0	0

Impact on Operating Budget:

None



Capital Improvement Projects 2014

Project #: 2149



Project Summary

Project Number:	2150	Budget Year:	2015
Project Title:	59th Ave & F Street Sewer Repair	Council Priority:	Infrastructure & Growth- Environmental Infrast'r
Division:	Wastewater Collection	Budget Status:	Data Entry
Project Type:	Sewer Replacement Collection	Regions:	
Year Identified:	2014	Location:	59th Ave and F St
Fund:	403 - Sewer Capital Replacement	Project Manager:	
Budget Unit #:		Project Status	Funded

Description:

The 8 inch sewer line connecting at 59th Avenue and F Street has broken under the Sheepdraw drainage and needs to be repaired. The line presently does not serve any customers but was in service for a number of years. This line is the only service line available to future residents west of Sheepdraw drainage at F street. Because the line is in a flood plan area and has broken a number of times prior a full HEc Ras Analysis will be required plus Federal approval of the design and construction. The analysis and approval will take some time so it's important to repair the line prior to any development.

Discussion of Progress:

Planning

Justification:

The 8 inch sewer line connecting at 59th Avenue and F Street has broken under the Sheepdraw drainage and needs to be repaired. The line presently does not serve any customers but was in service for a number of years. This line is the only service line available to future residents west of Sheepdraw drainage at F street. Because the line is in a flood plan area and has broken a number of times prior a full HEc Ras Analysis will be required plus Federal approval of the design and construction. The analysis and approval will take some time so it's important to repair the line prior to any development.

Revenue Detail:

None

GL Account	Description	2015	2016	2017	2018	2019
Revenue						
5638	Funded Depreciation	369,500	0	0	0	0
	Total Revenue	369,500	0	0	0	0
Expense						
8202	Construction	350,000	0	0	0	0
8214	Legal Publications	500	0	0	0	0
8226	Permits, Fees, Etc	1,000	0	0	0	0
8232	Project Management	6,000	0	0	0	0
8240	Testing And Inspection	12,000	0	0	0	0
	Total Expense	369,500	0	0	0	0
	Net Total	0	0	0	0	0

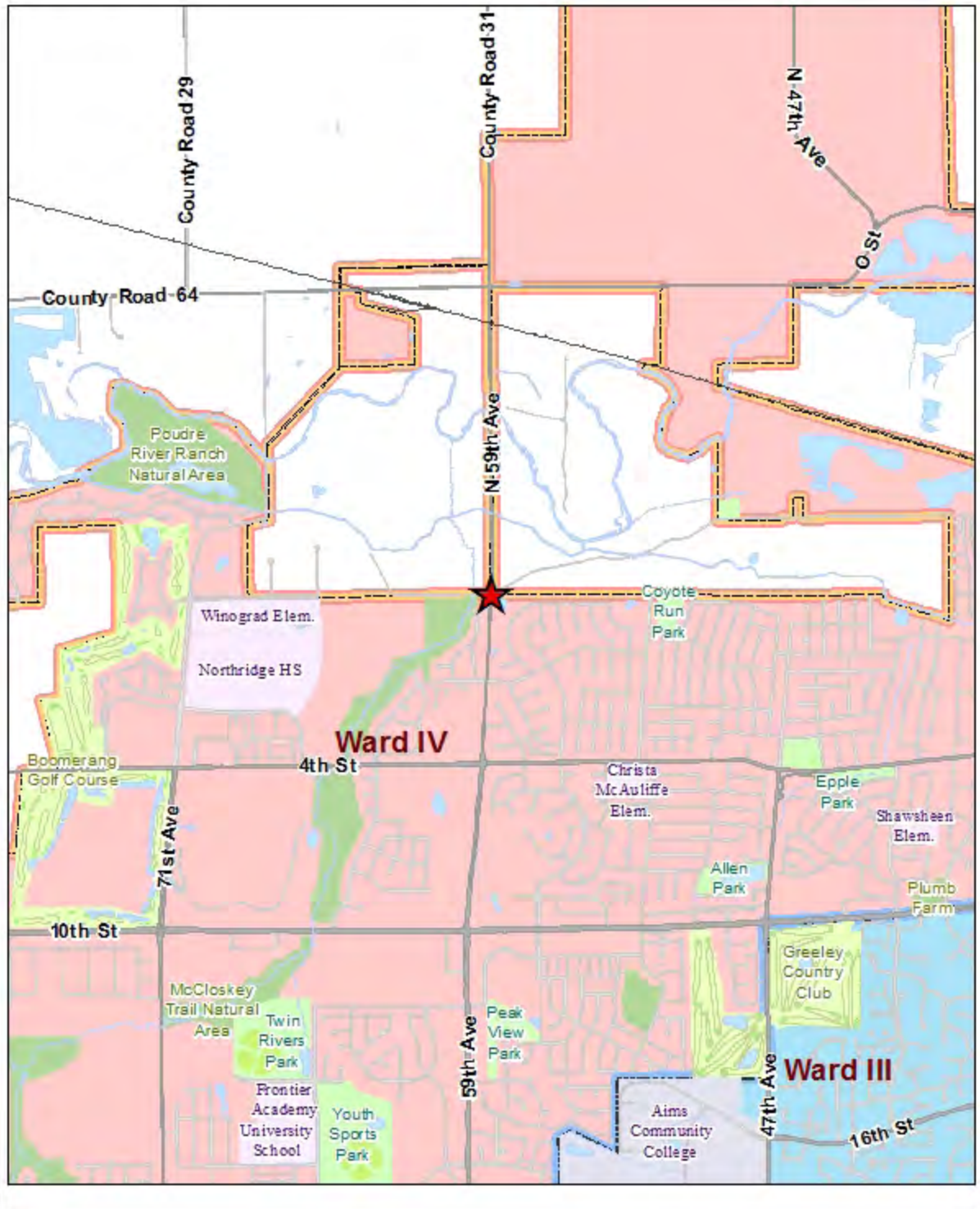
Impact on Operating Budget:

None



Capital Improvement Projects 2014

Project #: 2150





FUND 405

WATER CONSTRUCTION



2015-2019 Five Year Plan

Water Construction - Fund 405

	2013 Actual	2014 Revised Budget	2015	2016	2017	2018	2019	TOTAL 2015-2019
Beginning Available Cash Balance	\$ 6,482,996	\$ 7,007,953	\$ 4,513,889	\$ 6,903,509	\$ 3,205,415	\$ 18,098,177	\$ 8,680,635	
Revenue								
4461 - New Meter Sales	46,218	35,000	25,000	25,000	26,265	27,594	28,990	132,849
4462 - Large Meter Sales	52,351	40,000	15,000	15,000	15,759	16,556	17,394	79,709
4464 - Labor & Materials	11,175	3,000	2,700	2,700	2,837	2,980	3,131	14,348
4611 - Development Fees	3,115,713	3,000,000	5,671,888	6,280,605	6,406,288	6,534,485	6,665,247	31,558,513
4724 - Expense Reimbursement	570,338	413,350	17,971,702	344,661	361,277	-	-	18,677,640
53** - Water Rates	-	-	3,701,737	3,694,947	4,106,288	4,219,787	4,231,447	19,954,206
5616 - Interest on Investments	-	25,400	12,600	7,500	15,100	14,700	8,000	57,900
5632 - Rents from Equipment	154,270	60,000	60,000	60,000	60,000	60,000	60,000	300,000
5902 - Bond Proceeds	-	-	-	-	8,000,000	-	-	8,000,000
6404 - Water	-	-	-	-	-	-	-	-
6406 - Water Cap Replacement	-	-	-	7,500,000	-	-	-	7,500,000
Total Revenue	\$ 3,950,065	\$ 3,576,750	\$ 27,460,627	\$ 17,930,413	\$ 18,993,814	\$ 10,876,102	\$ 11,014,209	\$ 86,275,165

Page Number	Expenditures								
	AUTO - 355 - Fund 405 Expenditures (Debt Service)	-	-	-	-	-	-	-	-
	AUTO - 355 - Fund 405 Expenditures (Investment Charges)	-	-	-	-	-	-	-	-
	AUTO - 355 - Fund 405 Expenditures (Transfer to General Fund)	-	48,550	50,007	51,507	53,052	54,644	56,283	265,493
	265 - Boyd 10,000 Gallon Aluminum Storage Tank	-	127,580	-	-	-	-	-	-
	266 - Bellvue Clarifier Geodesic Dome	-	174,140	-	-	-	-	-	-
	377 - Water Master Plan	270,646	-	-	-	-	-	-	-
	396 - Boyd Water Treatment Plant Intermediate Residuals	4,425	120,575	-	-	-	-	-	-
	397 - Bellvue Pipeline Mitigation	75,875	145,189	-	-	-	-	-	-
	398 - Poudre Canyon Fire - Water Treatment Plant	169,143	200,000	-	-	-	-	-	-
	835 - New Augmentation Structure	13,236	220,180	-	-	-	-	-	-
	1054 - Shupe Property Acquisition	-	83,000	-	-	-	-	-	-
2	70 - Supervisory Controls and Data Acquisition System Water	84,148	88,500	125,000	100,000	100,000	100,000	100,000	525,000
4	117 - Milton Seaman Permitting	1,138,163	1,500,000	1,250,000	1,250,000	258,000	-	-	2,758,000
6	121 - New Construction Meters	33,417	33,700	35,000	35,000	35,000	35,000	35,000	175,000
8	122 - Water Taps	76,164	71,400	75,000	75,000	75,000	75,000	75,000	375,000
10	123 - Bellvue Transmission Program - 60 inch	1,190,060	2,500,000	15,576,000	13,243,000	92,000	-	-	28,911,000
12	124 - Distribution Line Extension and Oversizing	358,744	300,000	829,000	1,038,000	51,500	117,000	123,000	2,158,500
14	125 - Land Acquisition and Management	-	130,000	130,000	130,000	130,000	130,000	130,000	650,000
16	197 - Windy Gap Firing	-	163,000	700,000	700,000	700,000	19,750,000	-	21,850,000
18	198 - Security Projects (Water)	11,087	15,000	17,000	17,000	17,000	17,000	17,000	85,000
20	378 - Bellvue Two Million Gallon Clearwell	-	-	-	300,000	2,574,500	-	-	2,874,500
22	1069 - Milton Seaman Permitting Mitigation	-	-	100,000	-	-	-	-	100,000
24	2151 - Bellvue Residuals Gravity Thickener	-	-	56,500	669,000	-	-	-	725,500
26	2152 - Asset Management System-W&S	-	-	69,500	57,000	15,000	15,000	15,000	171,500
28	2153 - Five Million Gallon Treated Water Reservoir	-	150,000	5,443,000	-	-	-	-	5,443,000
30	2154 - Bellvue Transmission Line Permitting	-	-	250,000	-	-	-	-	250,000
32	2155 - Boyd Filter Addition	-	-	305,000	3,363,000	-	-	-	3,668,000
34	2166 - Non-Potable Pump Station UNC	-	-	60,000	600,000	-	-	-	660,000
	Total Expenditures	\$ 3,425,108	\$ 6,070,814	\$ 25,071,007	\$ 21,628,507	\$ 4,101,052	\$ 20,293,644	\$ 551,283	\$ 71,645,493

Ending Available Cash Balance	\$ 7,007,953	\$ 4,513,889	\$ 435 6,903,509	\$ 3,205,415	\$ 18,098,177	\$ 8,680,635	\$ 19,143,561
--------------------------------------	---------------------	---------------------	-------------------------	---------------------	----------------------	---------------------	----------------------

Project Summary

Project Number:	70	Budget Year:	2015
Project Title:	SCADA Systems (Supervisory Controls and Data Acquisition) Water	Council Priority:	
Division:	Water Capital Improvement	Budget Status:	Data Entry
Project Type:	Water Construction Transmission & Distribution	Regions:	5- Outside City
Year Identified:	2012	Location:	City wide
Fund:	405 - Water Construction	Project Manager:	
Budget Unit #:	4050088088300000	Project Status	Funded

Description:

This ongoing program provides SCADA (Supervisory Control and Data Acquisition) computer systems that monitor, control, and collect data in real time from the water system.

Discussion of Progress:

Annual program

Justification:

SCADA provides staff with instant data for systems operational needs and security while collecting required regulatory monitoring data. City staff evaluates, designs and constructs the system upgrades.

Revenue Detail:

None

GL Account	Description	2015	2016	2017	2018	2019
Expense						
8203	Construction - City Depts	35,000	25,000	25,000	25,000	25,000
8208	Furniture,Fixtures,Equipment	40,000	25,000	25,000	25,000	25,000
8216	Miscellaneous	2,000	2,000	2,000	2,000	2,000
8224	Operating Supplies	1,000	1,000	1,000	1,000	1,000
8229	Professional Services	2,000	2,000	2,000	2,000	2,000
8232	Project Management	1,000	1,000	1,000	1,000	1,000
8234	Repair/Maint Supplies	29,000	29,000	29,000	29,000	29,000
8244	Capital Equipment >\$5,000	15,000	15,000	15,000	15,000	15,000
	Total Expense	125,000	100,000	100,000	100,000	100,000

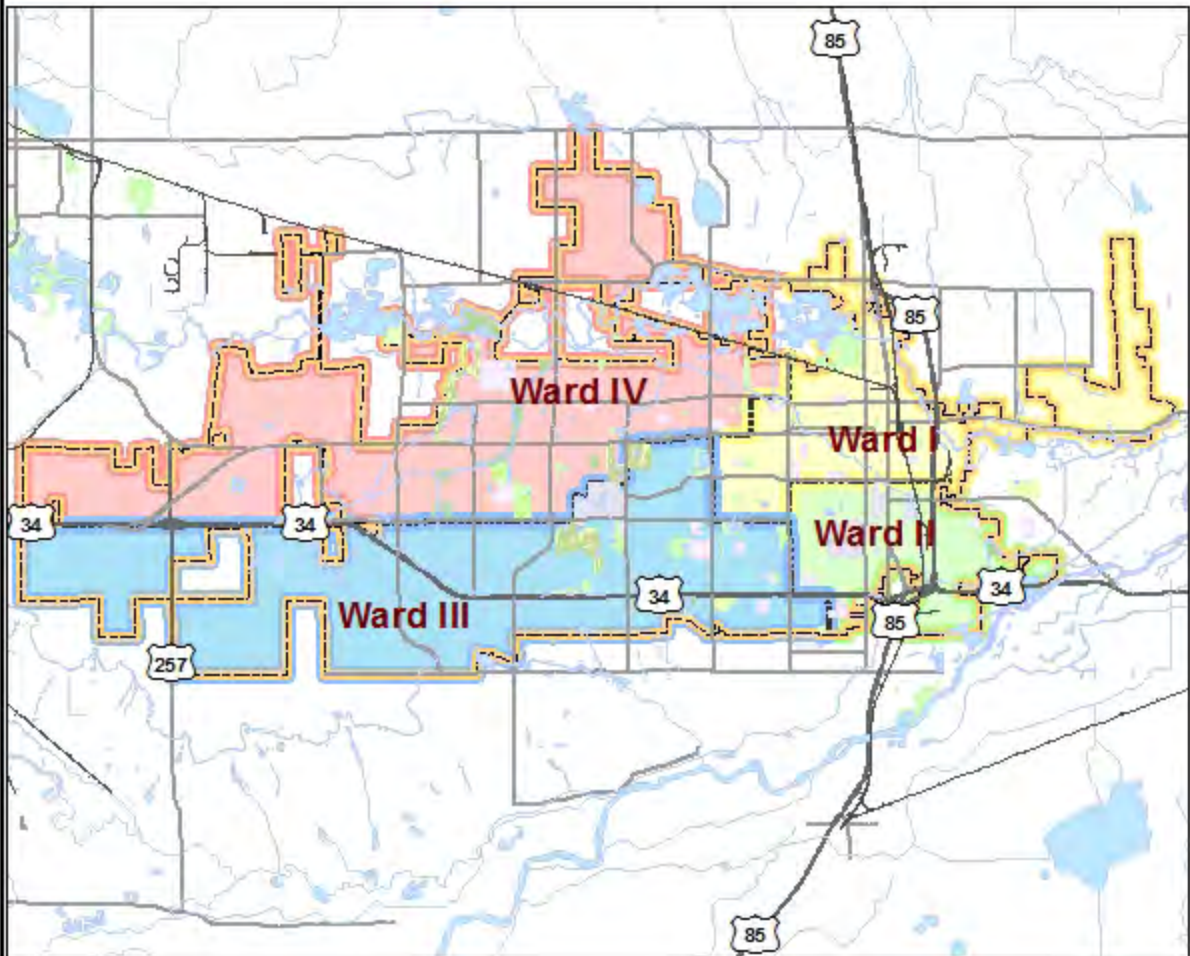
Impact on Operating Budget:

None



Capital Improvement Projects 2014

Project #: Citywide



Project Summary

Project Number:	117	Budget Year:	2015
Project Title:	Milton Seaman Permitting	Council Priority:	Infrastructure & Growth- Environmental Infrastr'r
Division:	Treatment and Supply	Budget Status:	Data Entry
Project Type:	Water Construction Supply	Regions:	5- Outside City
Year Identified:	2012	Location:	Milton Seaman Reservoir
Fund:	405 - Water Construction	Project Manager:	
Budget Unit #:	4050088088000000	Project Status	Funded

Description:

This project is the permitting of an enlarged Milton Seaman Reservoir (or alternative) as part of a Halligan-Seaman Water Management project. Such a regional reservoir is necessary to increase Greeley's water supply to meet future water supply needs. This is a multi-year effort to develop an environmental impact statement for regional storage.

Discussion of Progress:

Long term, ongoing

Justification:

Storage can increase the usable yield of existing and future water rights.

Revenue Detail:

None

GL Account	Description	2015	2016	2017	2018	2019
Expense						
8214	Legal Publications	10,000	10,000	10,000	0	0
8216	Miscellaneous	3,000	3,000	3,000	0	0
8228	Printing, Copying	15,000	15,000	15,000	0	0
8229	Professional Services	1,072,000	1,072,000	30,000	0	0
8232	Project Management	150,000	150,000	200,000	0	0
	Total Expense	1,250,000	1,250,000	258,000	0	0

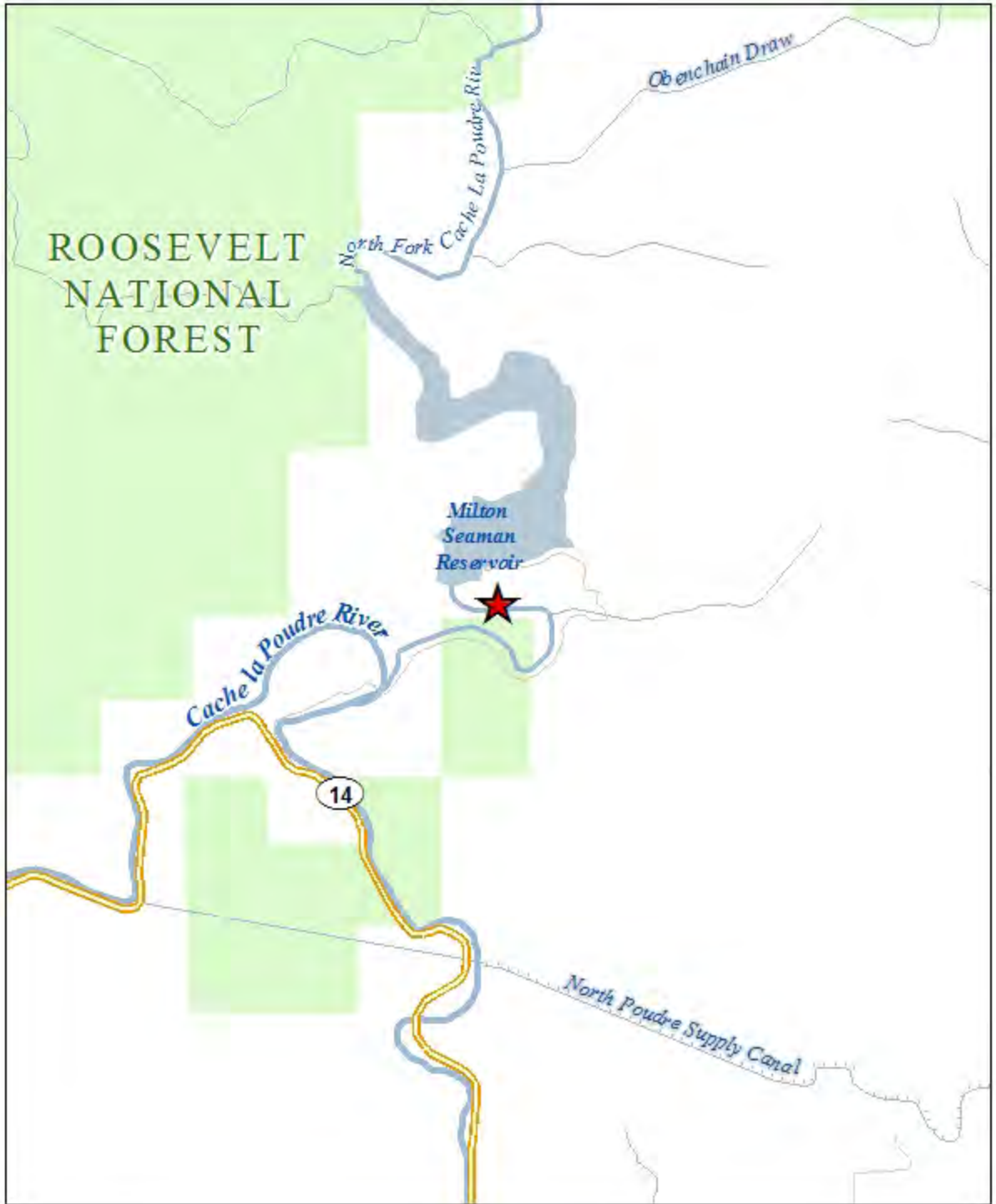
Impact on Operating Budget:

None



Capital Improvement Projects 2014

Project #: 117



Project Summary

Project Number:	121	Budget Year:	2015
Project Title:	New Construction Meters	Council Priority:	Infrastructure & Growth- Environmental Infrast'r
Division:	Transmission/Distribution	Budget Status:	Data Entry
Project Type:	Water Construction Transmission & Distribution	Regions:	0 - Multiple Wards
Year Identified:	2012	Location:	City wide
Fund:	405 - Water Construction	Project Manager:	
Budget Unit #:	4050088088080000	Project Status	Funded

Description:

This program purchases new meters for resale to property owners or developers for new water service connections. To maintain quality and uniformity, the customer is required to purchase all system meters from the City. This is an on-going project.

Discussion of Progress:

Annual program

Justification:

City ordinance requires a meter on every tap. The cost of new meters in this account is offset by the sale of these meters to customers. Providing meters to customers assures the proper meter is installed and compatible with our automated meter reading and billing system. The cost of each meter varies from \$200 to \$11,850.

Revenue Detail:

New customers = new revenue sources

GL Account	Description	2015	2016	2017	2018	2019
Revenue						
4461	New Meter Sales	25,000	25,000	26,265	27,594	28,990
	Total Revenue	25,000	25,000	26,265	27,594	28,990
Expense						
8208	Furniture,Fixtures,Equipment	27,500	27,500	27,500	27,500	27,500
8234	Repair/Maint Supplies	2,000	2,000	2,000	2,000	2,000
8244	Capital Equipment >\$5,000	5,500	5,500	5,500	5,500	5,500
	Total Expense	35,000	35,000	35,000	35,000	35,000
	Net Total	(10,000)	(10,000)	(8,735)	(7,406)	(6,010)

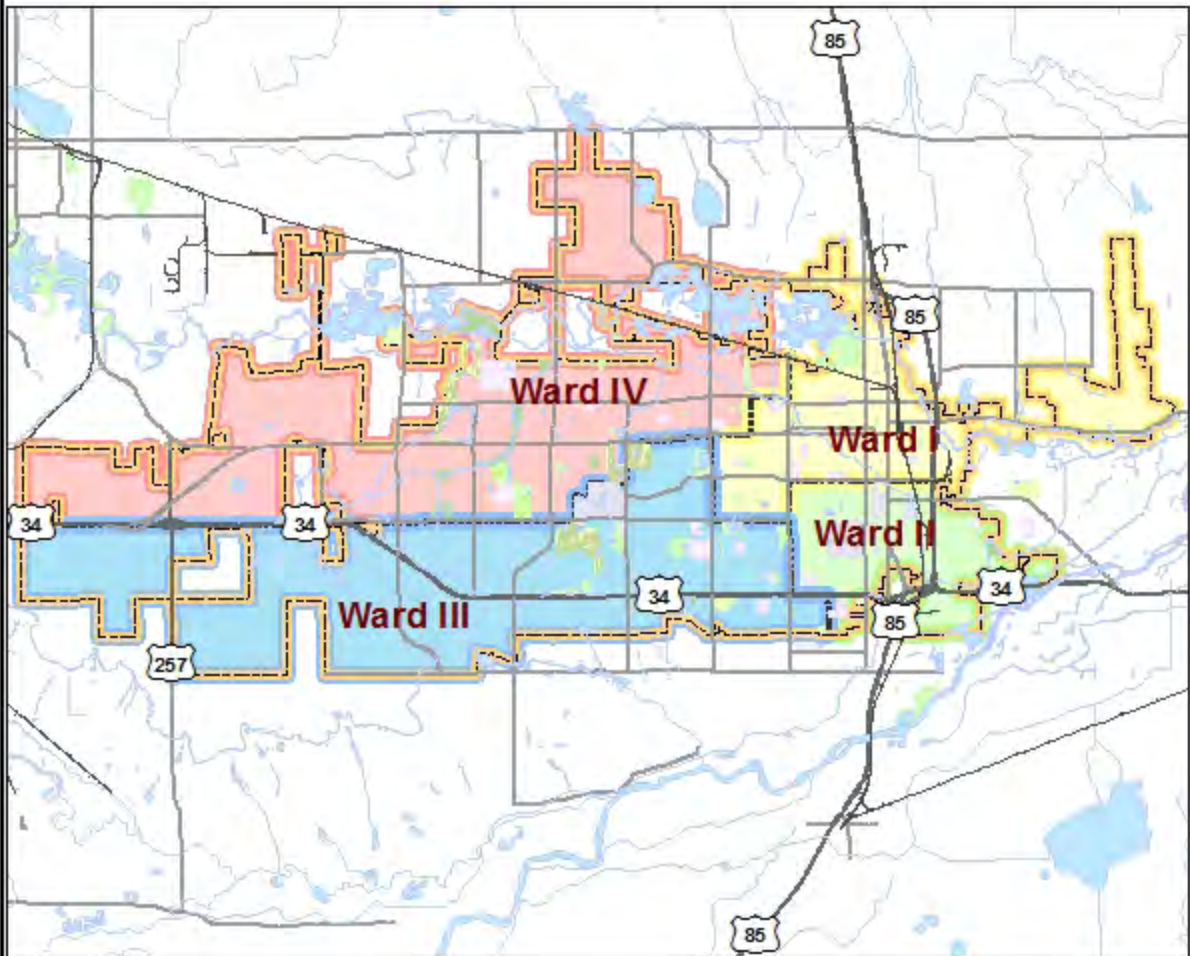
Impact on Operating Budget:

None



Capital Improvement Projects 2014

Project #: Citywide



Project Summary

Project Number:	122	Budget Year:	2015
Project Title:	Water Taps	Council Priority:	Infrastructure & Growth- Environmental Infrastr'r
Division:	Transmission/Distribution	Budget Status:	Data Entry
Project Type:	Water Construction Transmission & Distribution	Regions:	0 - Multiple Wards
Year Identified:	2012	Location:	City wide
Fund:	405 - Water Construction	Project Manager:	
Budget Unit #:	4050088088100000	Project Status	Funded

Description:

The transmission/distribution crews construct taps on the water system lines for both its own operations and those required by new customers. Tapping valves and pipe related materials used for tap construction are purchased from the Inventory account. All applicable costs are included in this account to complete the tap (asphalt, flow fill, concrete, etc.)

Discussion of Progress:

Annual program

Justification:

The transmission/distribution crews construct taps on the water system lines for both its own operations and those required by new customers. Tapping valves and pipe related materials used for tap construction are purchased from the Inventory Budget account. All applicable costs are included in this account to complete the tap (asphalt, flow fill, concrete, etc.). Cost recovery is only applicable for taps constructed for customers.

Revenue Detail:

New customers = new water revenue

GL Account	Description	2015	2016	2017	2018	2019
Expense						
8202	Construction	5,000	5,000	5,000	5,000	5,000
8203	Construction - City Depts	5,000	5,000	5,000	5,000	5,000
8216	Miscellaneous	3,500	3,500	3,500	3,500	3,500
8234	Repair/Maint Supplies	61,500	61,500	61,500	61,500	61,500
	Total Expense	75,000	75,000	75,000	75,000	75,000

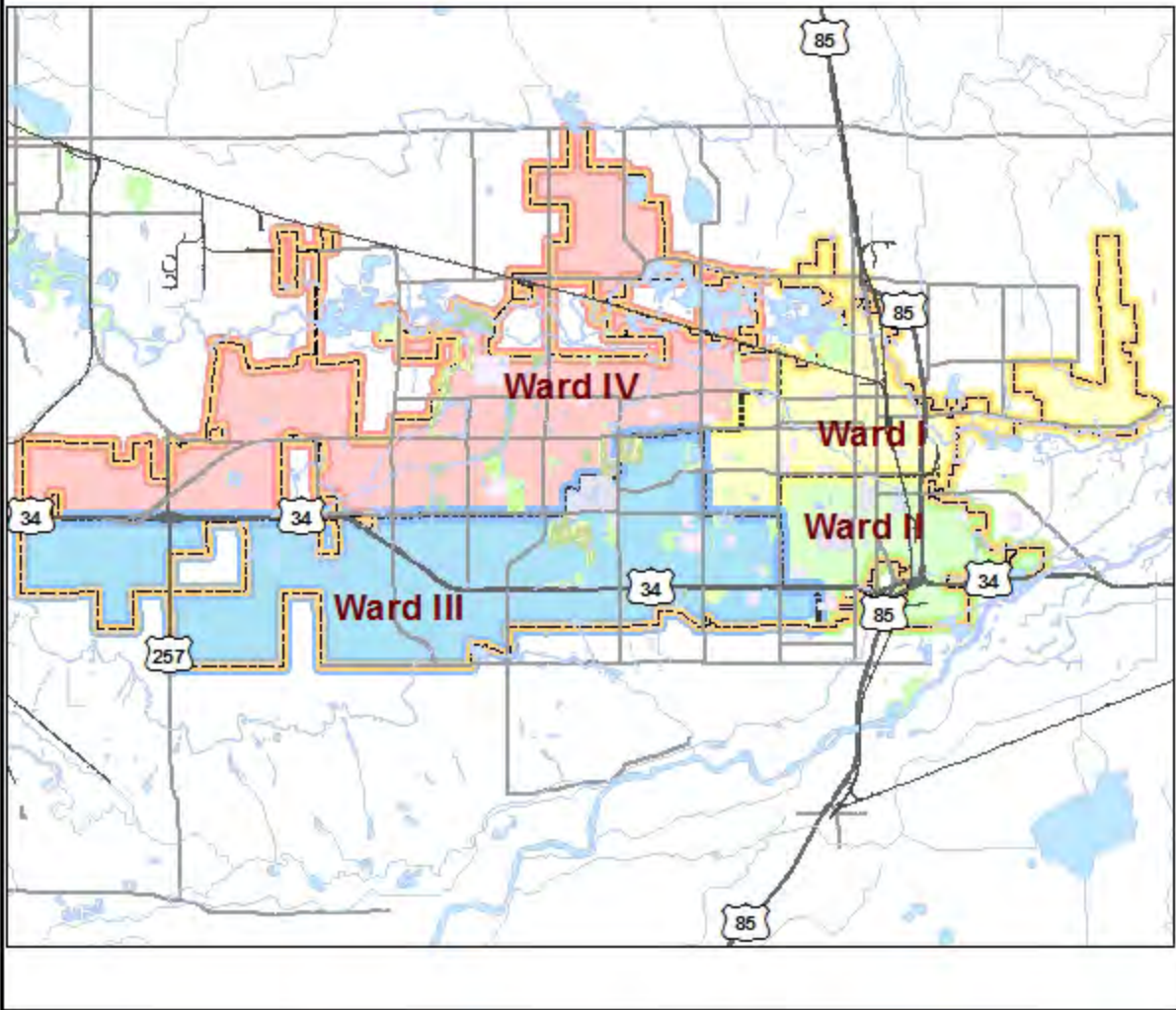
Impact on Operating Budget:

None



Capital Improvement Projects 2014

Project #: Citywide



Project Summary

Project Number:	123	Budget Year:	2015
Project Title:	Bellvue Transmission Program - 60-inch	Council Priority:	Infrastructure & Growth- Environmental Infrastr'r
Division:	Transmission/Distribution	Budget Status:	Data Entry
Project Type:	Water Construction Transmission & Distribution	Regions:	5- Outside City
Year Identified:	2012	Location:	Bellvue transmission line-Laporte area
Fund:	405 - Water Construction	Project Manager:	
Budget Unit #:	4050088088180000	Project Status	Funded

Description:

This project is the construction of the Northern Segment of the Bellvue Transmission Main, ten miles of the 60-inch line between the end of the completed line at Shields in Fort Collins to the Bellvue Filter Plant. Construction has been delayed awaiting Corps of Engineers' verification of a Nationwide 12 permit for the line segment.

Discussion of Progress:

Amy Corps of Engineer permitting efforts are ongoing for the Northern Segment.

Justification:

To secure Greeley's water future, the 2003 Water Master Plan instituted a policy to expand the transmission system when demand reaches 90% of system capacity. The 60" transmission pipeline, which is 29 miles long, is being built in multiple segments over several years to connect the Bellvue Water Treatment Plant to customers in Greeley. Sections of this pipeline have passed through developing areas in Fort Collins and Windsor. The Northern Segment will pass through areas of unincorporated Larimer County. The project was 65% (19 miles) complete at the beginning of 2011. The Northern Segment is needed to supply water by gravity to the Gold Hill treated water storage reservoirs.

Revenue Detail:

The new pipeline may allow less use of the Boyd Filter Plant which is more expensive to run than the Bellvue Filter Plant

GL Account	Description	2015	2016	2017	2018	2019
Expense						
8202	Construction	13,600,000	11,815,450	0	0	0
8204	Contingency	900,000	700,000	0	0	0
8206	Design Fees	0	50,000	0	0	0
8212	Land/Building Cost/Demo	250,000	100,000	50,900	0	0
8218	Miscellaneous Design	50,000	50,000	0	0	0
8226	Permits, Fees, Etc	30,000	30,000	0	0	0
8229	Professional Services	450,000	250,000	20,000	0	0
8232	Project Management	140,000	140,000	20,000	0	0
9303	Public Art Fund	156,000	107,550	1,100	0	0
	Total Expense	15,576,000	13,243,000	92,000	0	0

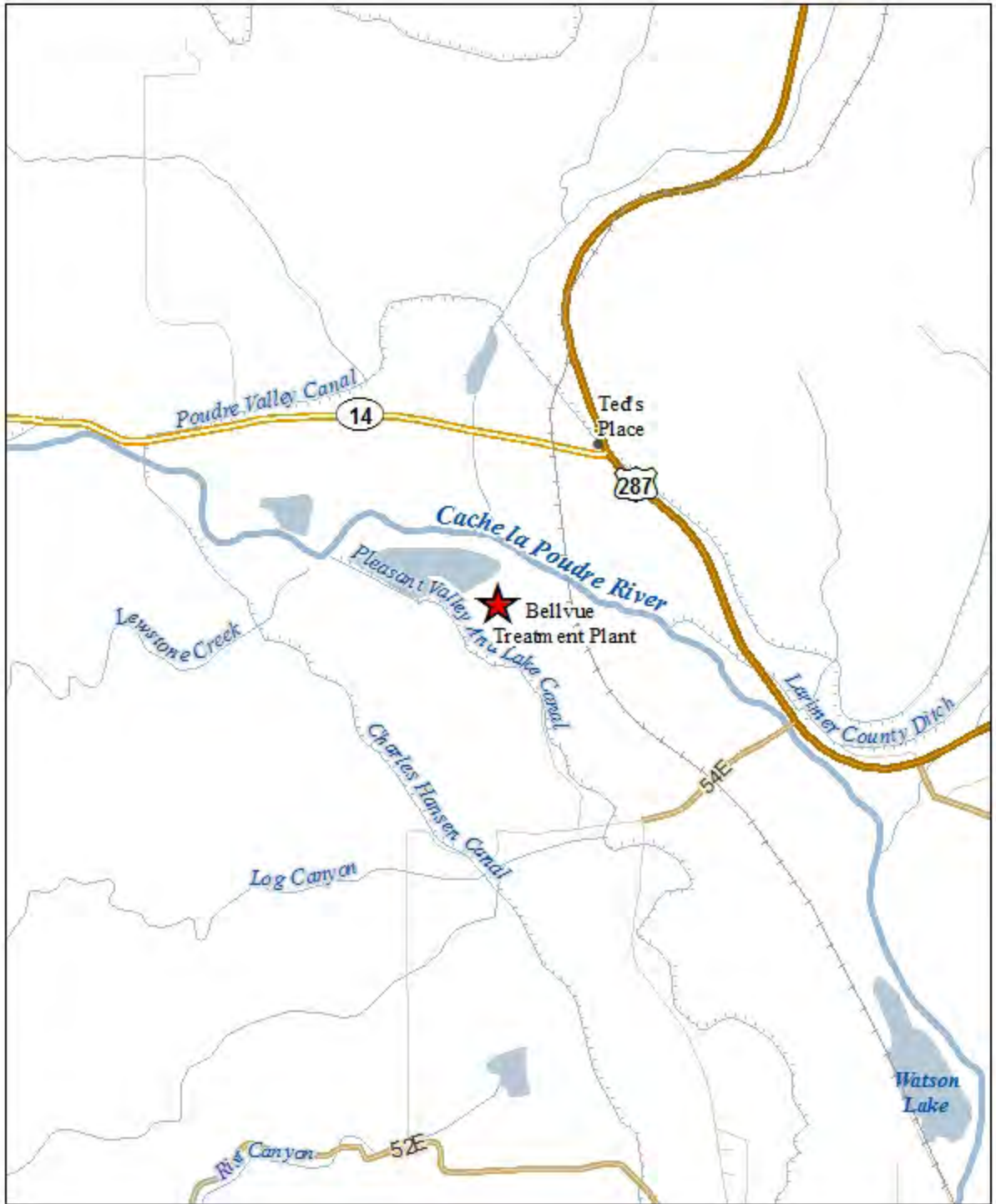
Impact on Operating Budget:

None



Capital Improvement Projects 2014

Project #: 123



Project Summary

Project Number:	124	Budget Year:	2015
Project Title:	Distribution Line Extension and Oversizing	Council Priority:	Infrastructure & Growth- Environmental Infrastr'r
Division:	Water Capital Improvement	Budget Status:	Data Entry
Project Type:	Water Construction Transmission & Distribution	Regions:	0 - Multiple Wards
Year Identified:	2012	Location:	City wide
Fund:	405 - Water Construction	Project Manager:	
Budget Unit #:	4050088088050000	Project Status	Funded

Description:

This program provides for reimbursement to developers for installing oversized pipe at the request of the City. The program can also fund extensions between completed subdivisions to improve the pipe network system. Anticipated projects for 2015 and 2016 include water main extensions to the Grainary and North Greeley and water main oversizing reimbursement for Boomerang Ranch and Owl Ridge subdivisions.

Discussion of Progress:

Annual program

Justification:

Provides the means for the City to oversize pipes being installed by developers and to extend mains as necessary for the benefit of the entire system. Oversizing and main extensions are dependent upon development and master grid sizing plans. As a result, improved flow, pressure, and system reliability can be built into the future and existing distribution system. Overall cost to the developer is minimal and the City saves mobilization costs.

Revenue Detail:

This program is in place to oversize water pipes in coordination with new development. Expenditures are usually at least partially reimbursable.

GL Account	Description	2015	2016	2017	2018	2019
Expense						
8202	Construction	550,000	750,000	50,000	101,000	107,000
8203	Construction - City Depts	5,000	5,000	0	7,000	7,000
8204	Contingency	60,000	70,000	0	0	0
8206	Design Fees	70,000	67,000	0	0	0
8212	Land/Building Cost/Demo	25,000	25,000	0	0	0
8226	Permits,Fees, Etc	20,000	20,000	0	0	0
8232	Project Management	30,000	20,000	0	1,000	1,000
8234	Repair/Maint Supplies	0	0	1,000	6,000	6,000
8240	Testing And Inspection	60,000	70,000	0	0	0
9303	Public Art Fund	9,000	11,000	500	2,000	2,000
	Total Expense	829,000	1,038,000	51,500	117,000	123,000

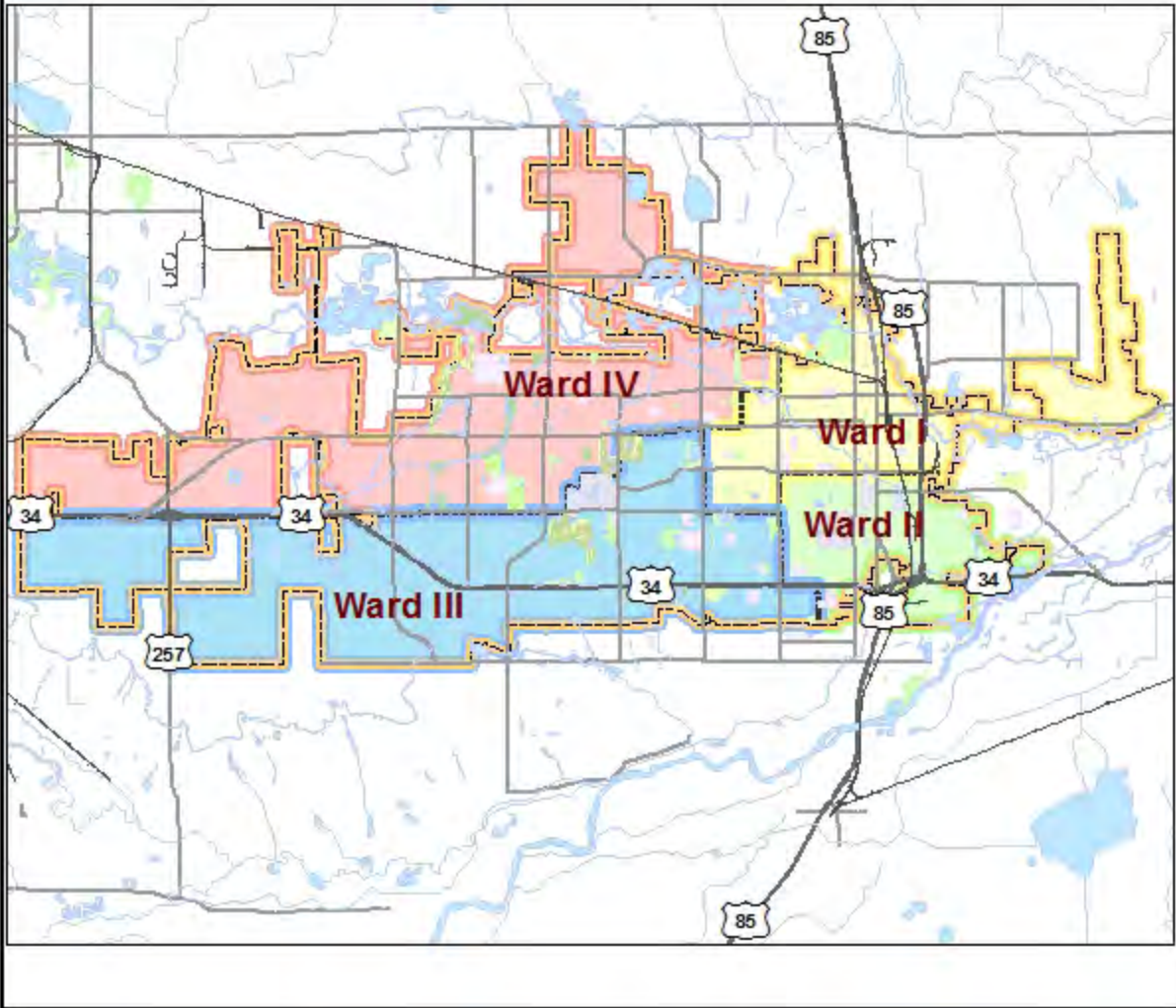
Impact on Operating Budget:

None



Capital Improvement Projects 2014

Project #: Citywide



Project Summary

Project Number:	125	Budget Year:	2015
Project Title:	Land Acquisition and Management	Council Priority:	Infrastructure & Growth- Environmental Infrast'r
Division:	Transmission/Distribution	Budget Status:	Data Entry
Project Type:	Water Construction Transmission & Distribution	Regions:	5- Outside City
Year Identified:	2012	Location:	City wide
Fund:	405 - Water Construction	Project Manager:	
Budget Unit #:	4050088088110000	Project Status	Funded

Description:

This annual program supports contract employees and consultants to acquire new easements and property and to research, compile, and defend existing easements and lands. A new filing system is being created utilizing the GIS to efficiently catalog for quick retrieval over 100 years of easement and land records that have been buried in hundreds of project and property files.

Discussion of Progress:

Annual program

Justification:

Professional expertise is required to acquire new land and easements and to protect Greeley's existing properties for the installation, operation, and maintenance of Greeley's pipelines, treatment plants, reservoirs, pump stations and other facilities. This project also provides the department with right-of-way expertise to protect our existing facilities from development on and around those facilities outside of the Greeley city limits. Proper cataloging of existing records for rapid retrieval provides good customer service to developers, contractors, and City staff.

Revenue Detail:

None

GL Account	Description	2015	2016	2017	2018	2019
Expense						
8212	Land/Building Cost/Demo	130,000	130,000	130,000	130,000	130,000
	Total Expense	130,000	130,000	130,000	130,000	130,000

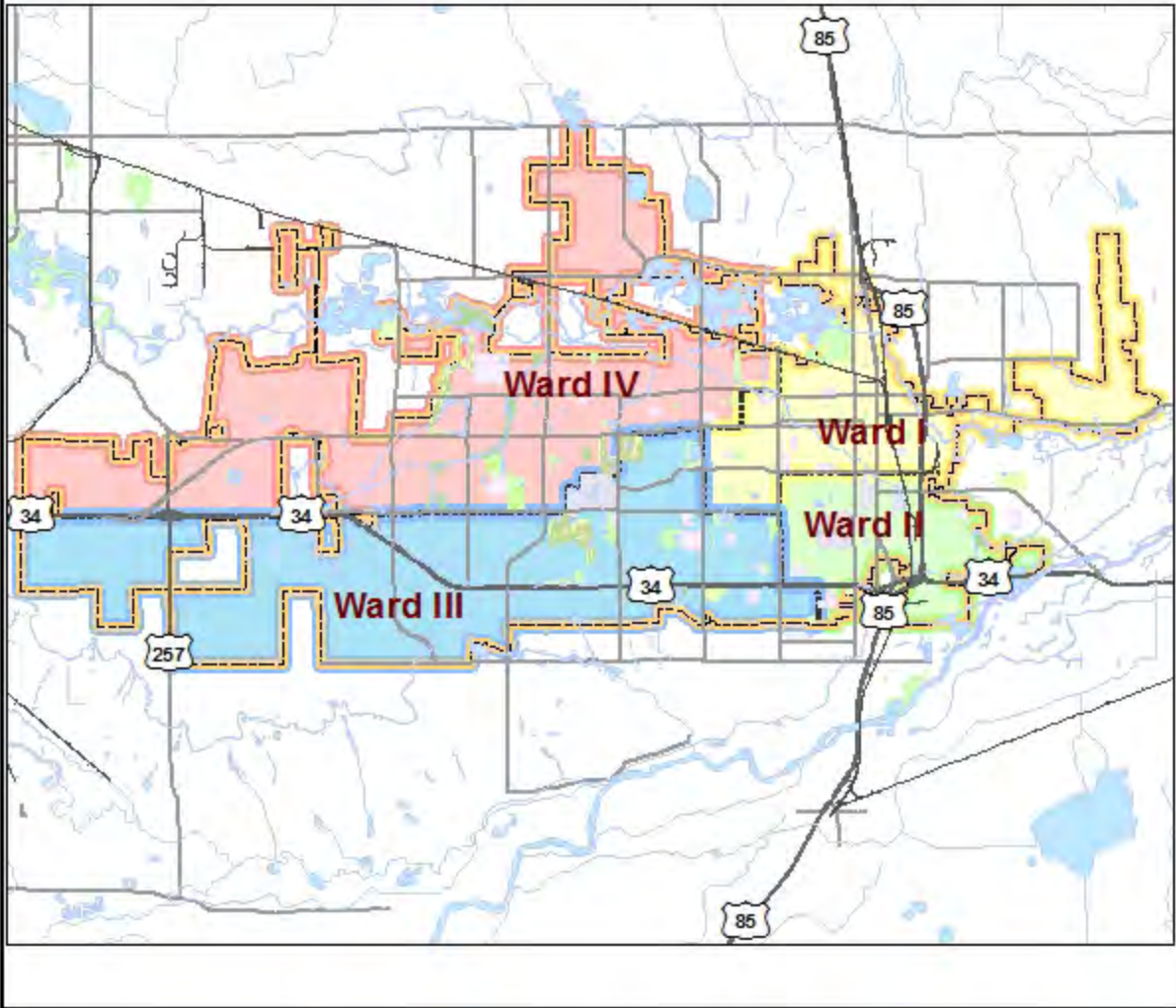
Impact on Operating Budget:

None



Capital Improvement Projects 2014

Project #: Citywide



Project Summary

Project Number:	197	Budget Year:	2015
Project Title:	Windy Gap Firming	Council Priority:	Infrastructure & Growth- Environmental Infrast'r
Division:	Treatment and Supply	Budget Status:	Data Entry
Project Type:	Water Construction Supply	Regions:	5- Outside City
Year Identified:	2012	Location:	Proposed Chimney Hollow Reservoir near Carter Lake
Fund:	405 - Water Construction	Project Manager:	
Budget Unit #:	4050088088070000	Project Status	Funded

Description:

The project will fund the Northern Water's Windy Gap Firming Project (WGFP) which is expected to deliver a firm annual yield of 4,000 acre-feet. The final EIS has been received and Northern Water is negotiating a carriage contract with the Bureau of Reclamation before obtaining water quality certification from the state and a 404 permit for the Corps.

Discussion of Progress:

Permitting ongoing

Justification:

Due to storage limitations within the Colorado Big Thompson (C-BT) and other factors, Windy Gap owners haven't been able to rely on Windy Gap to meet a portion of their current water needs or future requirements. The Windy Gap Firming project is proposed to improve the yield of water deliveries from the existing Windy Gap project to participating Windy Gap owners.

Revenue Detail:

None

GL Account	Description	2015	2016	2017	2018	2019
Revenue						
5902	Bond Proceeds	0	0	8,000,000	0	0
	Total Revenue	0	0	8,000,000	0	0
Expense						
8202	Construction	0	0	0	19,750,000	0
8206	Design Fees	700,000	700,000	700,000	0	0
	Total Expense	700,000	700,000	700,000	19,750,000	0
	Net Total	(700,000)	(700,000)	7,300,000	(19,750,000)	0

Impact on Operating Budget:

Water resource assessments will go up an unknown amount once tthe project is built and Northern Water starts assessing Greeley for its upkeep and operation.



Capital Improvement Projects 2014

Project #: 197



Project Summary

Project Number:	198	Budget Year:	2015
Project Title:	Security Projects (water)	Council Priority:	Infrastructure & Growth- Environmental Infrast'r
Division:	Water Capital Improvement	Budget Status:	Data Entry
Project Type:	Water Construction Supply	Regions:	0 - Multiple Wards
Year Identified:	2012	Location:	City wide
Fund:	405 - Water Construction	Project Manager:	
Budget Unit #:	4050088088200000	Project Status	Funded

Description:

This program provides security requirements for the water system such as gates or cameras. The Public Health Security and Bioterrorism Preparedness and Response Act of 2002 required security and emergency planning to be incorporated into each water system's overall operations. This is an ongoing project.

Discussion of Progress:

Annual program

Justification:

This budget is used for identified security and emergency response planning requirements for the water system. The Environmental Protection Agency (EPA) distributes security information and suggests improvements to water systems. Vulnerability assessment and emergency drinking water response plans are periodically required to be updated by the EPA and reviewed during the State Sanitary Inspection. All security installations to date, except for cameras, have been accomplished by using water department staff resources.

Revenue Detail:

None

GL Account	Description	2015	2016	2017	2018	2019
Expense						
8203	Construction - City Depts	4,000	4,000	4,000	4,000	4,000
8208	Furniture,Fixtures,Equipment	8,000	8,000	8,000	8,000	8,000
8234	Repair/Maint Supplies	5,000	5,000	5,000	5,000	5,000
	Total Expense	17,000	17,000	17,000	17,000	17,000

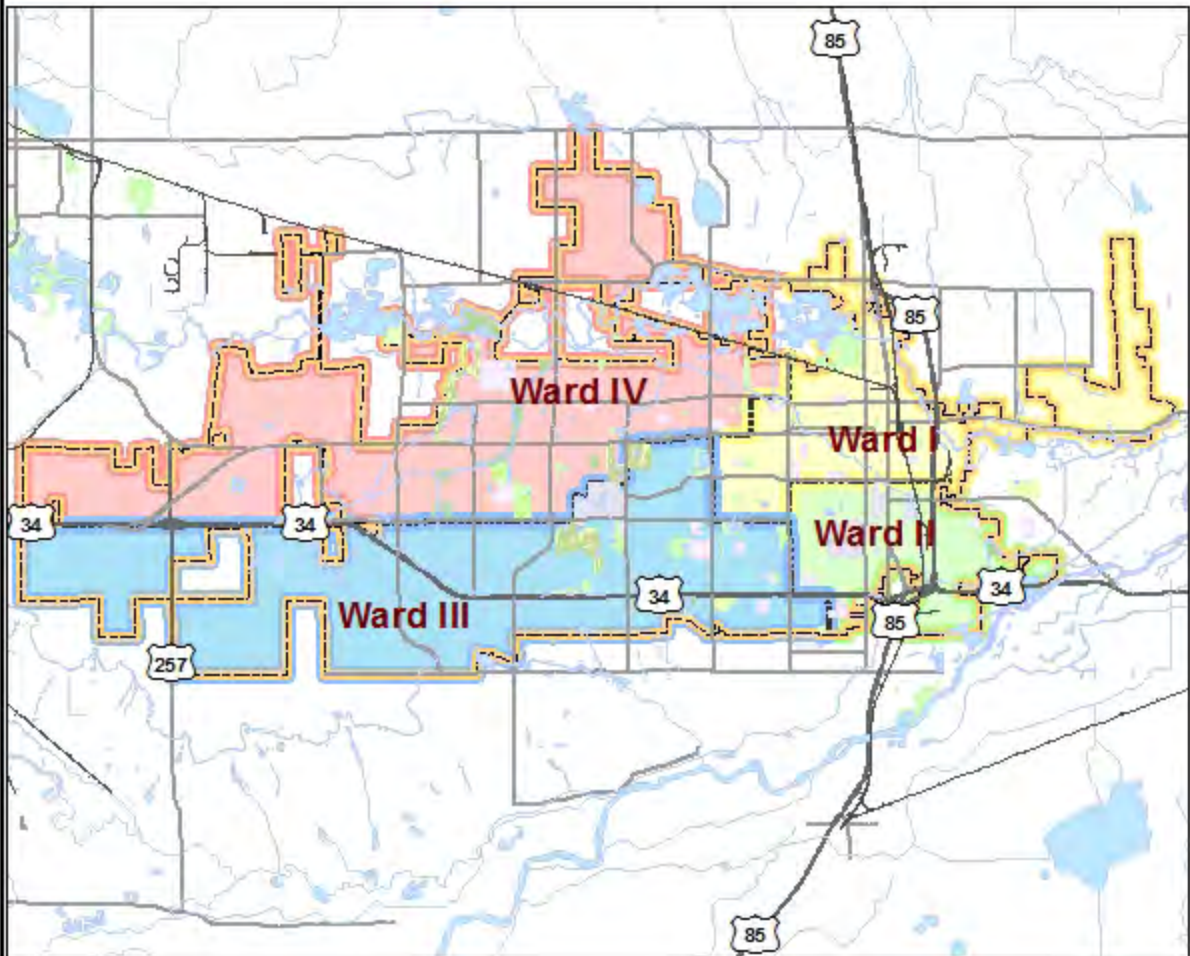
Impact on Operating Budget:

None



Capital Improvement Projects 2014

Project #: Citywide



Project Summary

Project Number:	378	Budget Year:	2015
Project Title:	Bellvue 2mg Clearwell	Council Priority:	Infrastructure & Growth- Environmental Infrast'r
Division:	Treatment and Supply	Budget Status:	Data Entry
Project Type:	Water Construction Treatment	Regions:	5- Outside City
Year Identified:	2012	Location:	Bellvue Filter Plant
Fund:	405 - Water Construction	Project Manager:	
Budget Unit #:		Project Status	Funded

Description:

Design and construct a 2 million gallon (mg) clearwell, piping, and chemical injection in tandem with the existing clearwell.

Discussion of Progress:

Planning

Justification:

Colorado Department of Health & Environment (CDPHE) Design Criteria requires sufficient storage volume to backwash several filters in rapid succession without the filters having to follow fluctuations in water use. Design criteria also requires two clearwell compartments. We do not currently meet CDPHE guidelines; plant flows currently have to be raised four to six million gallons per day (mgd) during filter backwashing and there is only one compartment in the existing clearwell.

Revenue Detail:

None

GL Account	Description	2015	2016	2017	2018	2019
Expense						
8202	Construction	0	0	2,435,500	0	0
8206	Design Fees	0	252,500	0	0	0
8214	Legal Publications	0	500	500	0	0
8232	Project Management	0	14,000	73,000	0	0
8236	Soils Investigation	0	25,000	0	0	0
8238	Surveying	0	5,000	0	0	0
8240	Testing And Inspection	0	0	40,000	0	0
9303	Public Art Fund	0	3,000	25,500	0	0
	Total Expense	0	300,000	2,574,500	0	0

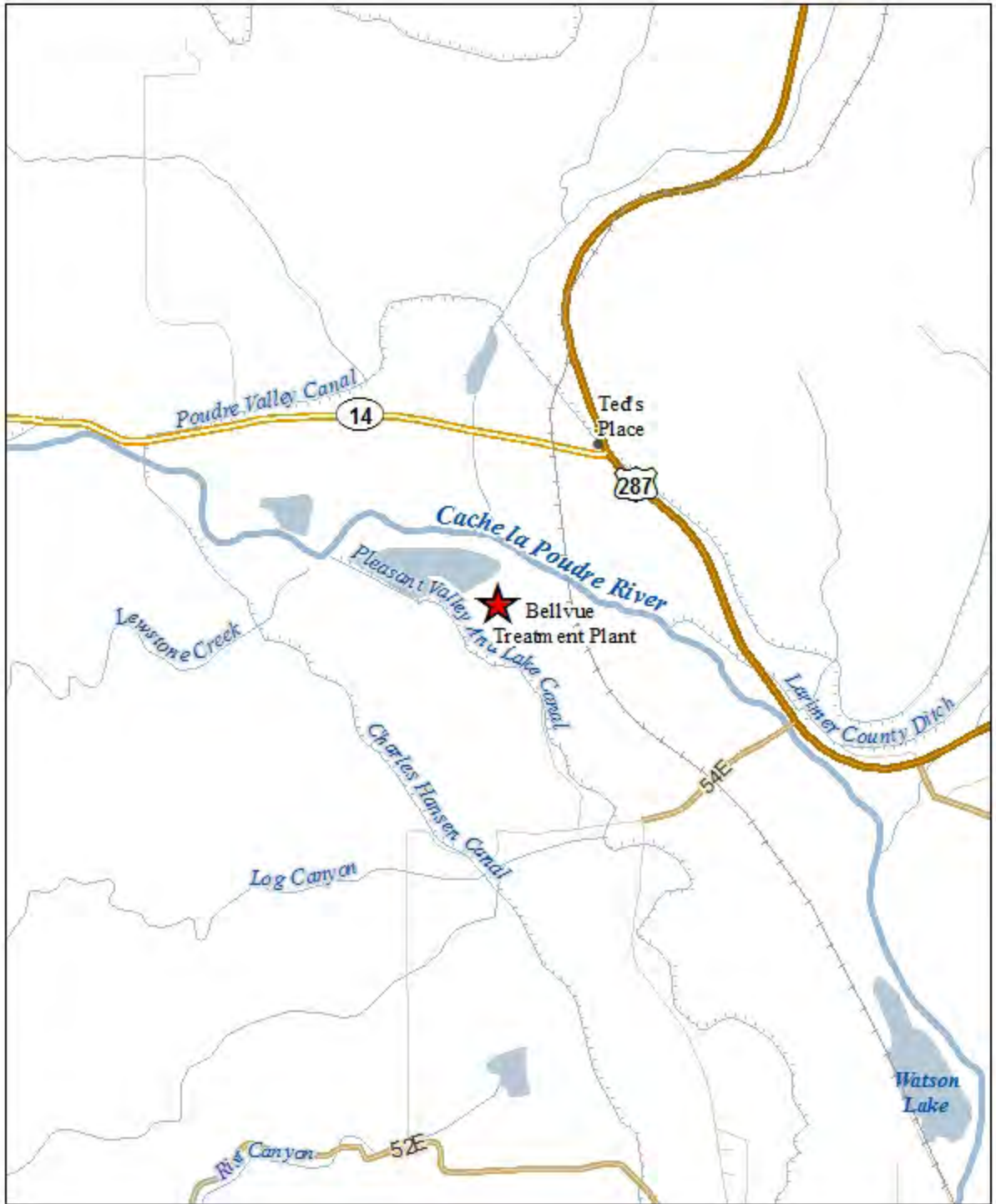
Impact on Operating Budget:

None



Capital Improvement Projects 2014

Project #: 378



Project Summary

Project Number:	1069	Budget Year:	2015
Project Title:	Milton Seaman Permitting Mitigation	Council Priority:	Infrastructure & Growth- Environmental Infrast'r
Division:	Treatment and Supply	Budget Status:	Data Entry
Project Type:	Water Construction Transmission & Distribution	Regions:	5- Outside City
Year Identified:	2012	Location:	Milton Seaman Reservoir
Fund:	405 - Water Construction	Project Manager:	
Budget Unit #:		Project Status	Funded

Description:

This is for mitigation related to the permitting of an enlarged Milton Seaman Reservoir as part of a Halligan-Seaman Water Management project. This will increase the water supply to meet future water supply needs.

Discussion of Progress:

Planning

Justification:

Storage can increase the usable yield of existing and future water rights.

Revenue Detail:

None

GL Account	Description	2015	2016	2017	2018	2019
Expense						
8212	Land/Building Cost/Demo	100,000	0	0	0	0
Total Expense		100,000	0	0	0	0

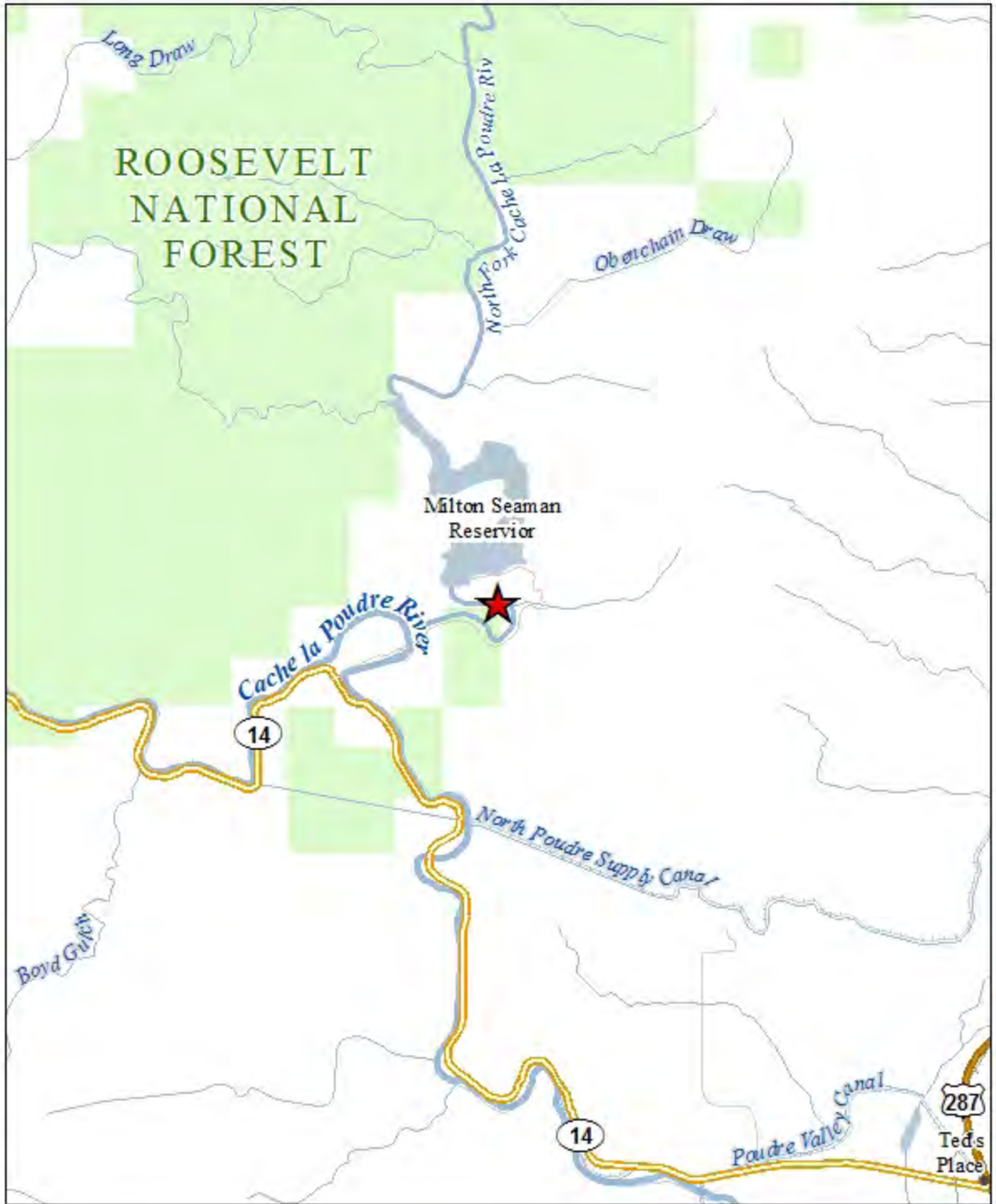
Impact on Operating Budget:

None



Capital Improvement Projects 2014

Project #: 1069



Project Summary

Project Number:	2151	Budget Year:	2015
Project Title:	Bellvue Residuals Gravity Thickener	Council Priority:	Infrastructure & Growth- Environmental Infrast'r
Division:	Treatment and Supply	Budget Status:	Data Entry
Project Type:	Water Construction Treatment	Regions:	
Year Identified:	2014	Location:	Bellvue Filter Plant
Fund:	405 - Water Construction	Project Manager:	
Budget Unit #:		Project Status	Funded

Description:

Design in 2015 and construct in 2016 a 2nd residuals gravity thickener with cover at the Bellvue Water Treatment Plant.

Discussion of Progress:

Planning

Justification:

Phase I of the residuals handling facilities was designed for a plant production rate of 25 million gallons per day (mgd). Current plant rating by the State is 35 mgd. The wild fires of 2011 and 2012 and the flooding in 2013 have significantly altered the raw water quality requiring increased chemical dosing with increased residuals production. The 2nd gravity thickener will provide acceptable solids loading for these increases and increased production.

Revenue Detail:

None

GL Account	Description	2015	2016	2017	2018	2019
Expense						
8202	Construction	0	610,000	0	0	0
8206	Design Fees	48,000	0	0	0	0
8214	Legal Publications	1,000	0	0	0	0
8232	Project Management	3,000	22,000	0	0	0
8238	Surveying	4,000	0	0	0	0
8240	Testing And Inspection	0	20,000	0	0	0
8244	Capital Equipment >\$5,000	0	10,000	0	0	0
9303	Public Art Fund	500	7,000	0	0	0
	Total Expense	56,500	669,000	0	0	0

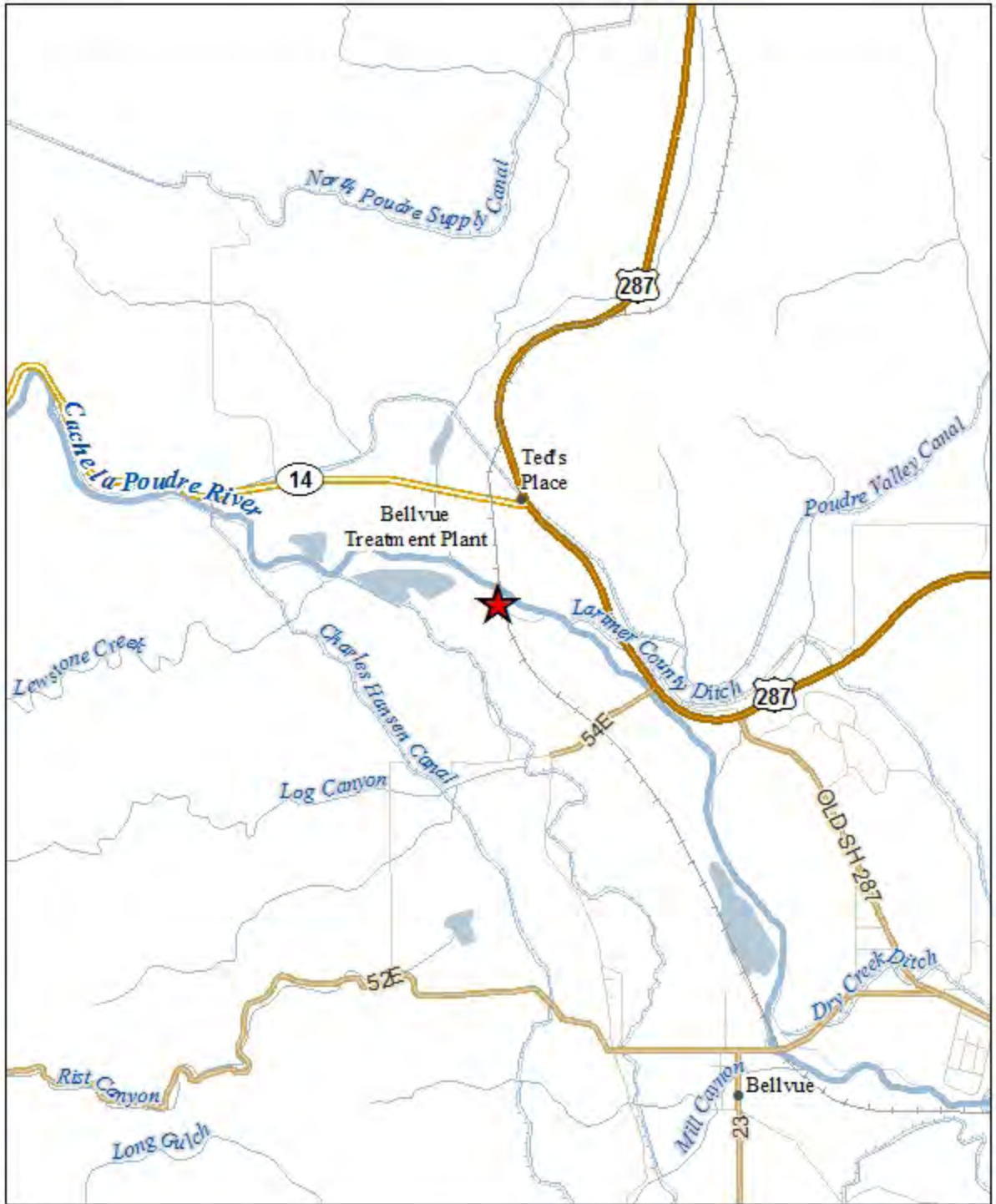
Impact on Operating Budget:

None



Capital Improvement Projects 2014

Project #: 2151



Project Summary

Project Number:	2152	Budget Year:	2015
Project Title:	Asset Management System-W&S	Council Priority:	Infrastructure & Growth- Environmental Infrastr'r
Division:	Water General Management	Budget Status:	Data Entry
Project Type:	Water Construction Transmission & Distribution	Regions:	
Year Identified:	2014	Location:	City wide
Fund:	405 - Water Construction	Project Manager:	
Budget Unit #:		Project Status	Funded

Description:

Purchase hardware, software, training and annual support for the asset management program which began in 2014.

Discussion of Progress:

Planning

Justification:

To manage and maintain infrastructure in a more effective and efficient way. Reduce the frequency and cost of emergency repair. Provide condition tracking and risk assessment tools for evaluating the probability and consequence of failure and enable more accurate capital budgeting.

Revenue Detail:

None

GL Account	Description	2015	2016	2017	2018	2019
Expense						
8208	Furniture,Fixtures,Equipment	69,500	57,000	15,000	15,000	15,000
	Total Expense	69,500	57,000	15,000	15,000	15,000

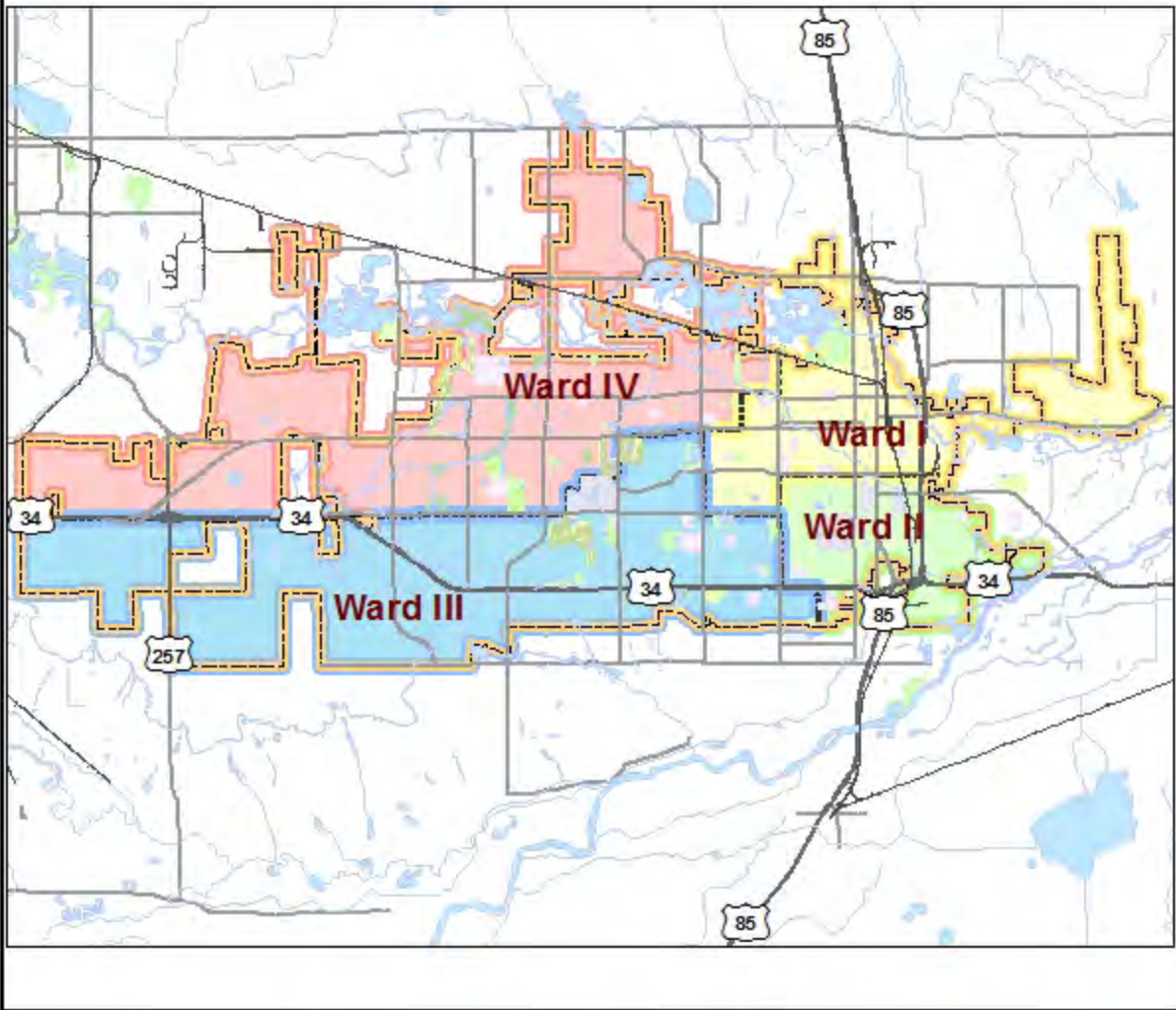
Impact on Operating Budget:

Annual maintenance agreements for software will be added to operating budgets for the asset management system. The maintenance agreement costs will increase to approximately \$30,000/year by 2019.



Capital Improvement Projects 2014

Project #: Citywide



Project Summary

Project Number:	2153	Budget Year:	2015
Project Title:	5 MG Treated Water Reservoir	Council Priority:	Infrastructure & Growth- Environmental Infrastr'r
Division:	Transmission/Distribution	Budget Status:	Data Entry
Project Type:	Water Construction Transmission & Distribution	Regions:	
Year Identified:	2014	Location:	Gold Hill - west of Greeley
Fund:	405 - Water Construction	Project Manager:	
Budget Unit #:		Project Status	Funded

Description:

Design and Construct a 5MG treated Water Water Storage Reservoir to be located near the existing 15 MG Gold Hill Reservoir. Proposed Design will commence in 2014 with Construction in 2015.

Discussion of Progress:

Planning

Justification:

The Water Master Plan Identifies the need for additional treated water storage to be located west of town to be able to serve all of Greeley's water system. This new reservoir will be able to provide back-up storage allowing for the repairs of the present 15 MG without compromising reliable storage.

Revenue Detail:

None

GL Account	Description	2015	2016	2017	2018	2019
Expense						
8202	Construction	5,000,000	0	0	0	0
8203	Construction - City Depts	20,000	0	0	0	0
8204	Contingency	100,000	0	0	0	0
8214	Legal Publications	2,000	0	0	0	0
8224	Operating Supplies	20,000	0	0	0	0
8226	Permits, Fees, Etc	2,000	0	0	0	0
8229	Professional Services	15,000	0	0	0	0
8232	Project Management	10,000	0	0	0	0
8240	Testing And Inspection	200,000	0	0	0	0
8242	Utility Services	10,000	0	0	0	0
8244	Capital Equipment >\$5,000	10,000	0	0	0	0
9303	Public Art Fund	54,000	0	0	0	0
	Total Expense	5,443,000	0	0	0	0

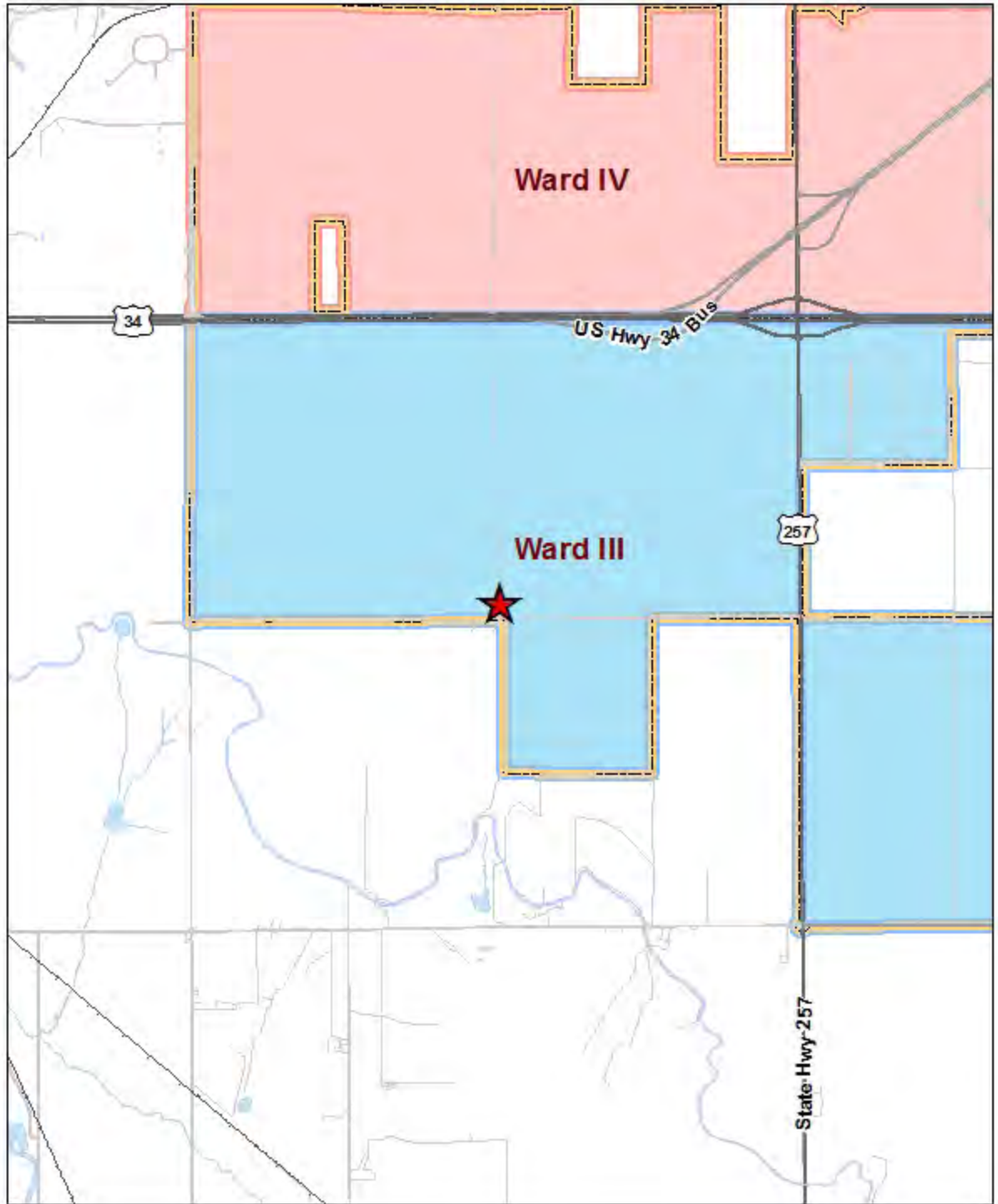
Impact on Operating Budget:

None



Capital Improvement Projects 2014

Project #: 2153



Project Summary

Project Number:	2154	Budget Year:	2015
Project Title:	Bellvue Transmission Line Permitting	Council Priority:	Infrastructure & Growth- Environmental Infrast'r
Division:	Transmission/Distribution	Budget Status:	Data Entry
Project Type:	Water Construction Transmission & Distribution	Regions:	
Year Identified:	2014	Location:	Laporte to Bellvue Filter Plant
Fund:	405 - Water Construction	Project Manager:	
Budget Unit #:		Project Status	Funded

Description:

This budget is for permitting activities related to constructing the Northern Segment of the Bellvue Transmission line.

Discussion of Progress:

Planning

Justification:

Permitting costs for the Bellvue pipeline were previously incorporated in the Bellvue Pipeline construction budget. Since permitting has been very involved for the Northern Segment, staff believes it would be best to carve permitting costs out into its own project

Revenue Detail:

None

GL Account	Description	2015	2016	2017	2018	2019
Expense						
8229	Professional Services	250,000	0	0	0	0
Total Expense		250,000	0	0	0	0

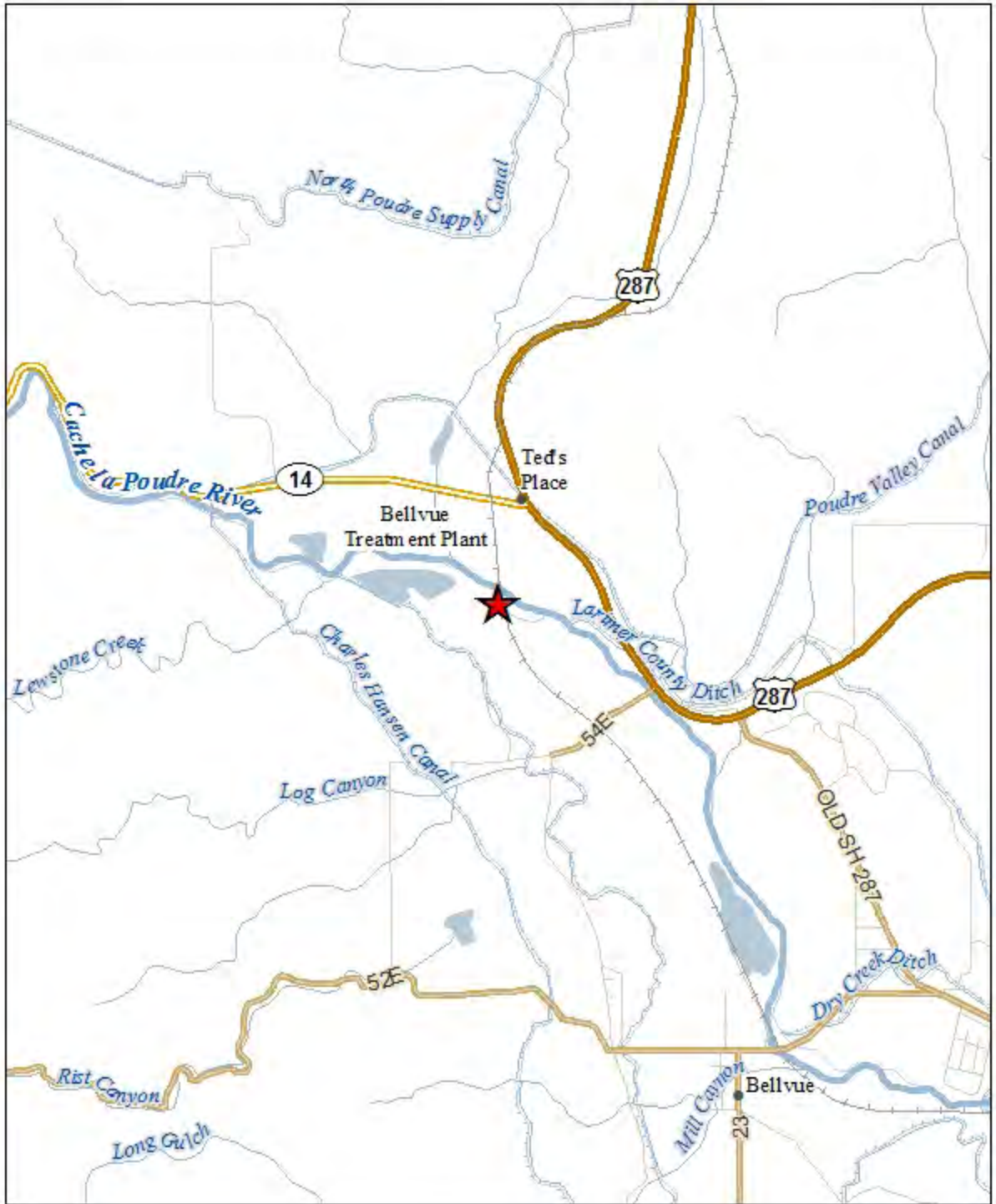
Impact on Operating Budget:

None



Capital Improvement Projects 2014

Project #: 2154



Project Summary

Project Number:	2155	Budget Year:	2015
Project Title:	Boyd Filter Addition	Council Priority:	Infrastructure & Growth- Environmental Infrastr'r
Division:	Treatment and Supply	Budget Status:	Data Entry
Project Type:	Water Construction Treatment	Regions:	
Year Identified:	2014	Location:	Boyd Filter Plant
Fund:	405 - Water Construction	Project Manager:	
Budget Unit #:		Project Status	Funded

Description:

Design in 2015 and construct in 2016 four additional filters including piping, electrical, and instrumentation.

Discussion of Progress:

Planning

Justification:

Current capacity rating by Colorado Department of Health and Environment (CDPHE) of 40 mgd is based on a filter loading of 6.56 gpm/sf qualified by maintaining finished water quality. This rate exceeds the CDPHE criteria of 5 gpm/sf. Deteriorating raw water quality in Lake Loveland and Boyd Lake could jeopardize the plants treatment capability to as low as 30 mgd. Four additional filters would provide a firm rated capacity of 41.75 mgd at the 5 gpm/sf filtering rate of flow.

Revenue Detail:

None

GL Account	Description	2015	2016	2017	2018	2019
Expense						
8202	Construction	0	3,200,000	0	0	0
8206	Design Fees	275,000	0	0	0	0
8214	Legal Publications	1,000	0	0	0	0
8232	Project Management	6,000	90,000	0	0	0
8236	Soils Investigation	20,000	0	0	0	0
8240	Testing And Inspection	0	40,000	0	0	0
9303	Public Art Fund	3,000	33,000	0	0	0
	Total Expense	305,000	3,363,000	0	0	0

Impact on Operating Budget:

None



Capital Improvement Projects 2014

Project #: 2155



Project Summary

Project Number:	2166	Budget Year:	2015
Project Title:	Non-Potable Pump Station UNC	Council Priority:	Infrastructure & Growth- Environmental Infrast'r
Division:	Treatment and Supply	Budget Status:	Data Entry
Project Type:	Water Construction Supply	Regions:	
Year Identified:	2014	Location:	University of Northern Colorado
Fund:	405 - Water Construction	Project Manager:	
Budget Unit #:		Project Status	Funded

Description:

The Facility will provide non-potable water to the UNC east campus to irrigate the Campus's green spaces and free up domestic water for in-house use and consumption.

Discussion of Progress:

The project is scheduled for evaluation and design in 2015 and construction 2016

Justification:

Water Master Plan requires Staff to maximize its use of Greeley water supplies to reduce the load off of treated water.

Revenue Detail:

This would increase non-potable revenues but decrease treated water revenues.

GL Account	Description	2015	2016	2017	2018	2019
Expense						
8202	Construction	0	500,000	0	0	0
8204	Contingency	0	50,000	0	0	0
8206	Design Fees	40,000	0	0	0	0
8212	Land/Building Cost/Demo	11,000	39,000	0	0	0
8214	Legal Publications	500	500	0	0	0
8226	Permits, Fees, Etc	1,000	0	0	0	0
8228	Printing, Copying	500	0	0	0	0
8229	Professional Services	2,000	0	0	0	0
8232	Project Management	5,000	4,500	0	0	0
8240	Testing And Inspection	0	6,000	0	0	0
	Total Expense	60,000	600,000	0	0	0

Impact on Operating Budget:

This would add another non-potable pump station to maintain, however, it would reduce the burden to the treated water system by lessening demand for potable water.



Capital Improvement Projects 2014

Project #: 2166







FUND 406

WATER CAPITAL REPLACEMENT



2015-2019 Five Year Plan

Water Capital Replacement - Fund 406

	2013 Actual	2014 Revised Budget	2015	2016	2017	2018	2019	TOTAL 2015-2019
Beginning Available Cash Balance	\$ 16,681,439	\$ 20,632,332	\$ 17,073,870	\$ 13,822,787	\$ (701,724)	\$ (2,416,602)	\$ (4,870,474)	
Revenue								
4464 - Labor & Materials	1,215	-	-	-	-	-	-	-
53** - Water Rates	-	-	275,237	588,164	810,216	784,247	930,872	3,388,736
5329 - Other Water Charges	413	-	-	-	-	-	-	-
5616 - Interest on Investments	23,569	28,000	45,900	27,100	11,200	10,200	11,500	105,900
5638 - Funded Depreciation	7,020,173	7,565,536	7,744,780	8,446,725	9,011,706	9,329,181	9,488,040	44,020,432
5801 - Sale of Fixed Assets	2,550	-	-	-	-	-	-	-
5812 - Damages Recovered	2,630	-	-	-	-	-	-	-
6404 - Water	-	280,373	-	-	-	-	-	-
Total Revenue	\$ 7,050,550	\$ 7,873,909	\$ 8,065,917	\$ 9,061,989	\$ 9,833,122	\$ 10,123,628	\$ 10,430,412	\$ 47,515,068
Expenditures								
Miscellaneous	-	-	-	-	-	-	-	-
AUTO - 356 - Fund 406 Expenditures (Transfer to Water Construction)	-	-	-	7,500,000	-	-	-	7,500,000
AUTO - 356 - Fund 406 Expenditures (Transfer to Water Fund)	-	-	-	-	-	-	-	-
AUTO - 356 - Fund 406 Expenditures (Transfer to Water Rights)	-	3,000,000	-	1,000,000	-	-	4,000,000	5,000,000
372 - Bellvue Transmission Line 1 Lowering	21,458	160,000	-	-	-	-	-	-
373 - Lions Park Repair	8,740	166,259	-	-	-	-	-	-
374 - Bellvue Pond 2 Repair	13,354	-	-	-	-	-	-	-
375 - Milton Seaman Bridge Repair	2,429	87,000	-	-	-	-	-	-
380 - Chlorine Scrubber Rehabilitation	-	246,500	-	-	-	-	-	-
1055 - Bellvue CBT Raw Water Line Replacement	36,891	1,917,873	-	-	-	-	-	-
1056 - Island Grove Well Construction	81,111	470,875	-	-	-	-	-	-
1058 - Monfort Park Pond Lining	6,184	410,000	-	-	-	-	-	-
4 65 - Treated Water Reservoir Rehabilitation	219,425	150,000	66,000	1,286,000	36,000	86,500	88,500	1,563,000
6 67 - Meter Replacement	447,493	450,000	1,500,000	500,000	325,000	325,000	325,000	2,975,000
8 68 - Transmission System Rehabilitation	62,974	1,434,700	1,906,000	1,752,000	1,579,000	1,579,000	1,579,000	8,395,000
10 69 - Distribution Pipeline Replacement	1,345,556	625,000	1,812,000	1,831,000	900,000	900,000	900,000	6,343,000
12 71 - Fire Hydrant Replacement	50,593	76,600	77,000	77,000	77,000	77,000	77,000	385,000
14 72 - Valve Replacement	84,509	99,200	99,000	99,000	99,000	99,000	99,000	495,000
16 174 - Ancillary System Improvements	134,306	320,288	341,000	360,000	365,000	365,000	365,000	1,796,000
18 188 - Capital Outlay Replacement Water	362,995	573,500	1,184,500	854,000	795,000	583,000	510,000	3,926,500
20 269 - Boyd WTP 800 HP Switchgear Replacement	-	-	-	415,500	-	-	-	415,500
22 322 - Cross Connection Control Rehabilitation Program	34,533	60,500	61,000	61,000	61,000	61,000	61,000	305,000
24 341 - Boyd Water Treatment Plant General Rehabilitation	97,979	164,000	520,000	242,000	247,000	227,000	227,000	1,463,000
26 342 - Instrumentation and Control	87,093	95,100	100,000	100,000	100,000	100,000	100,000	500,000

		2014 Revised							TOTAL
		2013 Actual	Budget	2015	2016	2017	2018	2019	2015-2019
28	425 - Non-Potable Replacement Rehabilitation	2,034	118,750	136,000	136,000	136,000	142,000	142,000	692,000
30	437 - Water Resources Master Plan	-	600,000	140,000	-	-	-	-	140,000
32	705 - Bellvue Water Treatment Plant General Rehabilitation	-	116,426	164,000	169,000	174,000	179,000	179,000	865,000
34	837 - Boyd Lake Filter Media Replacement	-	-	590,000	-	-	-	-	590,000
36	839 - Hourglass Reservoir Outlet Gates Rehabilitation	-	27,000	150,000	386,000	-	-	-	536,000
38	841 - Cache la Poudre River Turnout Rehabilitation	-	62,800	400,000	-	-	-	-	400,000
40	872 - Boyd Water Treatment Plant Tube Settler Replacement	-	-	208,500	2,666,000	-	-	-	2,874,500
42	880 - Cottonwood Park Lake Bentonite Lining Repair	-	-	269,500	-	-	-	-	269,500
44	2156 - Bellvue Raw Water Line Rehabilitation	-	-	304,500	542,000	5,654,000	6,854,000	-	13,354,500
46	2157 - Bellvue Raw Water Line Sediment Flush	-	-	250,000	-	-	-	-	250,000
48	2158 - Boyd Raw Water Line Maintenance	-	-	500,000	-	-	-	-	500,000
50	2159 - Bellvue Filter Media Support Replacement	-	-	191,000	2,560,000	-	-	-	2,751,000
52	2160 - Non-Potable Master Plan	-	-	250,000	50,000	-	-	-	300,000
54	2162 - Milton Seaman Outlet Works Evaluation	-	-	47,000	-	-	-	-	47,000
56	2165 - Transmission Line Customers Re-Route	-	-	50,000	1,000,000	1,000,000	1,000,000	-	3,050,000
	Total Expenditures	\$ 3,099,657	\$ 11,432,371	\$ 11,317,000	\$ 23,586,500	\$ 11,548,000	\$ 12,577,500	\$ 8,652,500	\$ 67,681,500

Ending Available Cash Balance	\$ 20,632,332	\$ 17,073,870	\$ 13,822,787	\$ (701,724)	\$ (2,416,602)	\$ (4,870,474)	\$ (3,092,562)
--------------------------------------	----------------------	----------------------	----------------------	---------------------	-----------------------	-----------------------	-----------------------

Project Summary

Project Number:	65	Budget Year:	2015
Project Title:	Treated Water Reservoir Rehabilitation	Council Priority:	Infrastructure & Growth- Environmental Infrast'r
Division:	Water Capital Improvement	Budget Status:	Data Entry
Project Type:	Water Replacement Transmission & Distribution	Regions:	0 - Multiple Wards
Year Identified:	2012	Location:	City wide
Fund:	406 - Water Capital Replacement	Project Manager:	
Budget Unit #:	4060088088610000	Project Status	Funded

Description:

This project will fund the required rehabilitation of the four treated water tanks and reservoirs. The projects may include pumps, motors, structural repairs, floating covers, asphalt driveways, and other miscellaneous reservoir related rehabilitation requirements. This is an on-going project. The 2015 project includes asphalt for Mosier Hill driveway and PRV vault rehab. The 2016 projects are the repairs of 9320 feet of floor joints at Gold Hill reservoirs and other repairs as determined by the 2014 engineering study for Gold Hill and Mosier Hill reservoirs. The 2017 work includes PRV vault rehab. The 2018 and 2019 estimates include a sodium hypochlorite replacement for Mosier Hill pump station and 23rd Ave Reservoirs.

Discussion of Progress:

Annual program. The Gold Hill water tank will be rehabilitated in 2016 after the new 5 MG water tank is constructed nearby to allow Gold Hill to be out of service.

Justification:

Council priority to maintain critical infrastructure. Concrete and steel reservoir and tanks require major structural repairs and maintenance approximately every 20 years. These 4 major facilities also contain numerous large pumps and control valves that also need repairs and maintenance in addition to the maintenance of the respective reservoir sites.

Revenue Detail:

None

GL Account	Description	2015	2016	2017	2018	2019
Expense						
8202	Construction	39,000	1,113,800	0	0	0
8203	Construction - City Depts	6,000	0	9,000	15,000	15,000
8204	Contingency	0	111,000	0	1,000	1,000
8206	Design Fees	0	6,000	0	0	0
8214	Legal Publications	0	600	0	0	0
8224	Operating Supplies	0	4,000	1,000	0	2,000
8226	Permits, Fees, Etc	0	500	0	0	0
8228	Printing, Copying	0	100	0	0	0
8232	Project Management	1,000	12,000	0	0	0
8234	Repair/Maint Supplies	18,000	2,000	26,000	28,000	28,000
8240	Testing And Inspection	2,000	36,000	0	0	0
8244	Capital Equipment >\$5,000	0	0	0	42,500	42,500
Total Expense		66,000	1,286,000	36,000	86,500	88,500

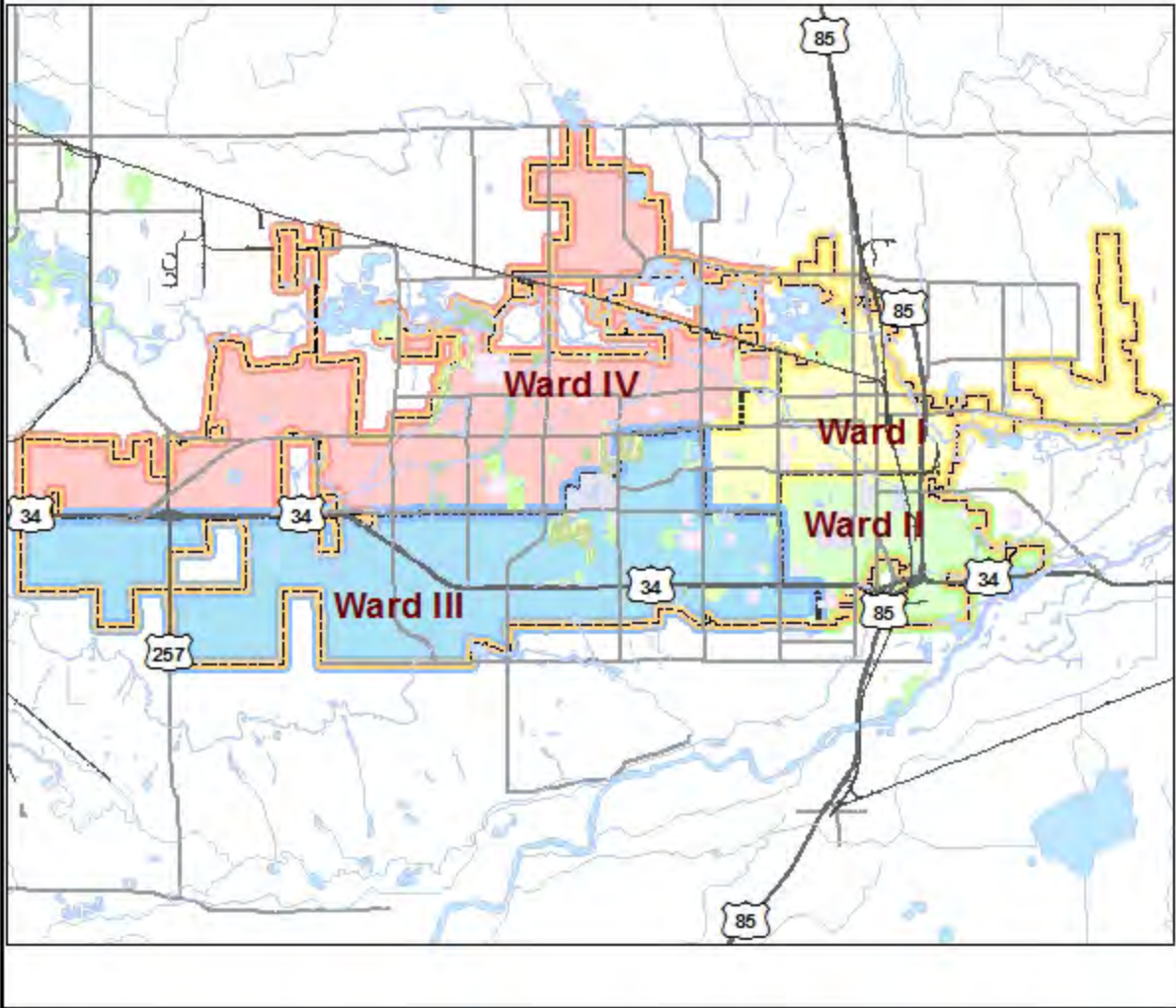
Impact on Operating Budget:

None



Capital Improvement Projects 2014

Project #: Citywide



Project Summary

Project Number:	67	Budget Year:	2015
Project Title:	Meter Replacement	Council Priority:	Infrastructure & Growth- Environmental Infrastr'r
Division:	Water Capital Improvement	Budget Status:	Data Entry
Project Type:	Water Replacement Transmission & Distribution	Regions:	0 - Multiple Wards
Year Identified:	2012	Location:	City wide
Fund:	406 - Water Capital Replacement	Project Manager:	
Budget Unit #:	4060088088608863	Project Status	Funded

Description:

This program funds the replacement of both large and small water meters and their related components as they wear out or fail; this is an on-going project.

Discussion of Progress:

Annual program. Significant effort ongoing to replace radio transponders that are out of date.

Justification:

Meter accuracy is paramount for revenue collection; Meters and radio transponders are replaced when they fail, which is approximately every ten to fifteen years. There are approximately 26,150 meters in the system. We have two models of Badger Radio Transmitted Automatic Meter Reading (AMR) meters in our system, Trace and Orion. All Trace radio transponders (approximately 9,000) in the system are beyond their ten year life and will be replaced as they fail over the next five years. In 2014, a new federal law requires any new meter to the system be the "no-lead" type. These meters cost approximately 30% more than the current system meters. This new law also requires any meter removed for maintenance be replaced with a no-lead meter.

Revenue Detail:

None

GL Account	Description	2015	2016	2017	2018	2019
Expense						
8216	Miscellaneous	15,000	15,000	15,000	15,000	15,000
8234	Repair/Maint Supplies	1,485,000	485,000	310,000	310,000	310,000
	Total Expense	1,500,000	500,000	325,000	325,000	325,000

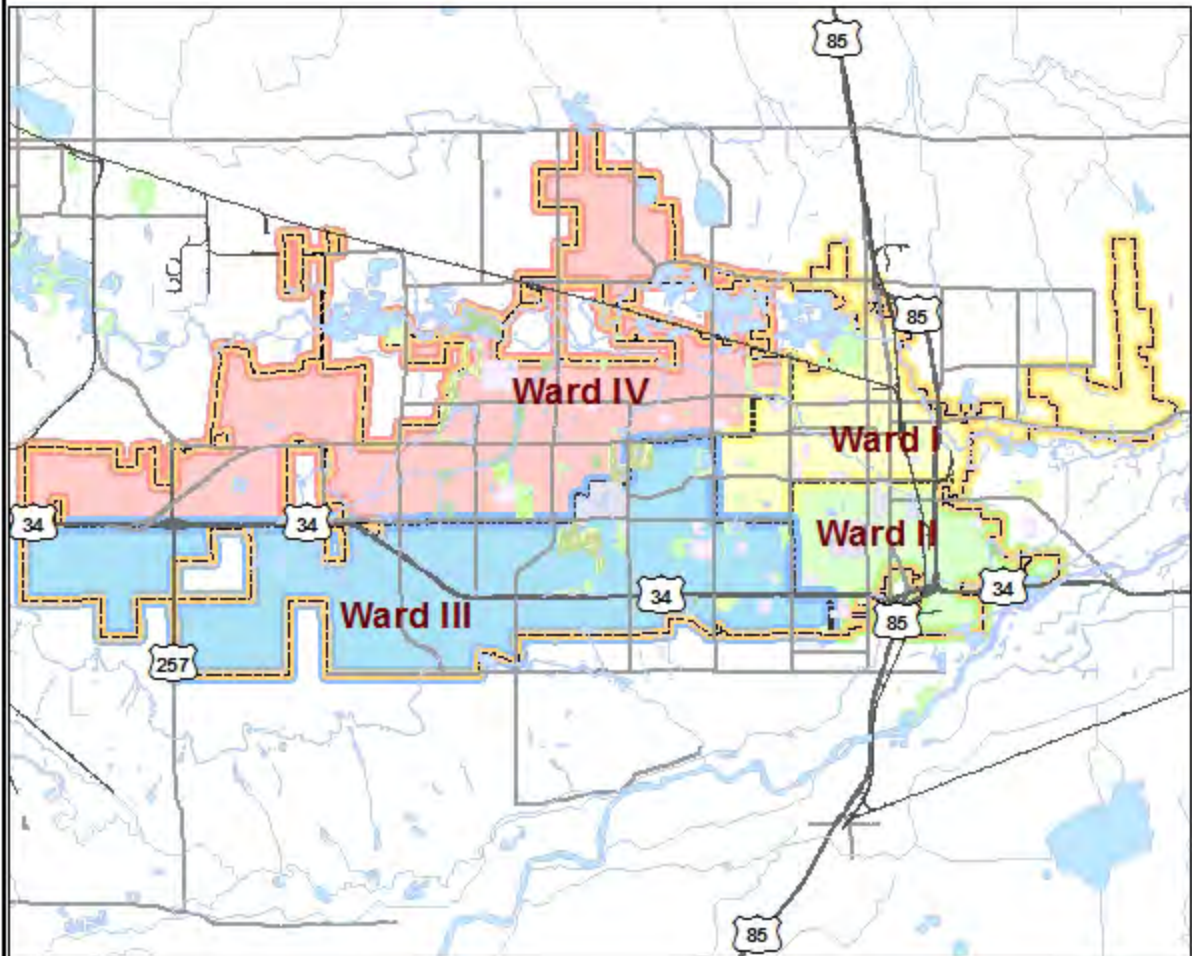
Impact on Operating Budget:

None



Capital Improvement Projects 2014

Project #: Citywide



Project Summary

Project Number:	68	Budget Year:	2015
Project Title:	Transmission System Rehabilitation	Council Priority:	Infrastructure & Growth- Environmental Infrastr'r
Division:	Water Capital Improvement	Budget Status:	Data Entry
Project Type:	Water Replacement Transmission & Distribution	Regions:	5- Outside City
Year Identified:	2012	Location:	City wide and along the major transmission line from Bellvue and Boyd Filter Plants
Fund:	406 - Water Capital Replacement	Project Manager:	
Budget Unit #:	4060088088560000	Project Status	Funded

Description:

This project will fund all types of required rehabilitation or replacement of the treated water transmission system. Projects may include the protection of pipe joints, pipe replacement, cathodic protection, lining of pipe, minor upgrades, and repairs to piping for protection prior to impending development. This is an on-going project in part utilizing in-house design and construction. The 2015 project will be the design and replacement of the 20" Kodak line. The 2016 project is the structural rehab for crossing under the Poudre River, railroads, Highway 34, and I-25. Also, 2016 projects include studies for rehabilitation of the existing cathodic protection system, and strategies for rehabilitation or replacement of existing piping. Construction for rehabilitation will occur in 2017 through 2019 at the rate of 2 miles per year.

Discussion of Progress:

Annual program

Justification:

Council priority to maintain critical infrastructure. This program is intended to maintain and protect assets worth over \$105,000,000 (replacement value) and restore and prolong the useful life of the 138 miles of older pipeline. Bellvue's pipeline was constructed between 1923- 1969 and 31 miles have been rehabilitated by cement mortar or poly lining. The Boyd lines were constructed in 1967 and 1973. The rehabilitation schedule will be adjusted to meet the most pressing priority.

Revenue Detail:

None

GL Account	Description	2015	2016	2017	2018	2019
Expense						
8202	Construction	1,631,000	943,000	1,400,000	1,400,000	1,400,000
8204	Contingency	160,000	95,000	140,000	140,000	140,000
8206	Design Fees	50,000	75,000	0	0	0
8212	Land/Building Cost/Demo	20,000	0	0	0	0
8214	Legal Publications	500	500	500	500	500
8226	Permits, Fees, Etc	5,000	5,000	5,000	5,000	5,000
8228	Printing, Copying	500	500	500	500	500
8229	Professional Services	3,000	600,000	0	0	0
8232	Project Management	10,000	10,000	5,000	5,000	5,000
8238	Surveying	6,000	3,000	3,000	3,000	3,000
8240	Testing And Inspection	20,000	20,000	25,000	25,000	25,000
	Total Expense	1,906,000	1,752,000	1,579,000	1,579,000	1,579,000

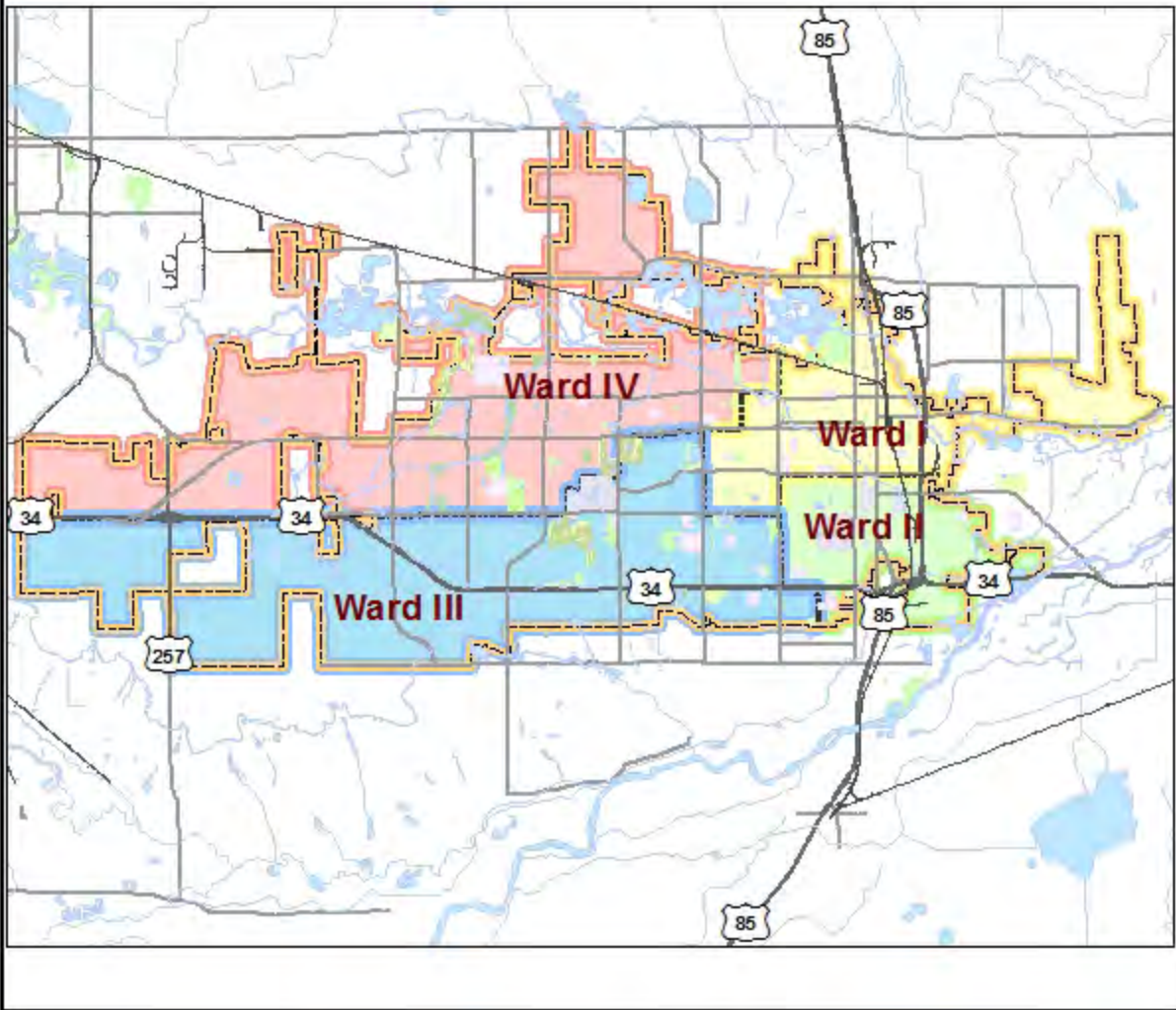
Impact on Operating Budget:

None



Capital Improvement Projects 2014

Project #: Citywide



Project Summary

Project Number:	69	Budget Year:	2015
Project Title:	Distribution Pipeline Replacement	Council Priority:	Infrastructure & Growth- Environmental Infrastr'r
Division:	Transmission/Distribution	Budget Status:	Data Entry
Project Type:	Water Replacement Transmission & Distribution	Regions:	0 - Multiple Wards
Year Identified:	2012	Location:	City wide
Fund:	406 - Water Capital Replacement	Project Manager:	
Budget Unit #:	4060088088530000	Project Status	Funded

Description:

This will provide replacement and/or rehabilitation of pipes that exhibit extreme corrosion or have an excessive leak history. Pipes that are too small are replaced and enlarged to increase flow capacity. Various rehabilitation methods such as cement mortar lining, swage lining, and pipe bursting may be used. Every two years projects are prioritized based on paving project coordination and other factors. Most projects are replaced using in-house forces. The main project identified for 2015 to 2016 is the replacement of the pipeline that serves the Spanish Colony.

Discussion of Progress:

6,200 feet of new water line installed in 2013. Highlights included waterlines in Reservoir Road and 28th Avenue between 17th and 23rd Streets.

Justification:

Council priority to maintain critical infrastructure. This program reduces the number of emergency repairs and customer complaints by improving the flow quantity and service for customers and fire protection. Water quality is also improved and chlorination is more effective.

Revenue Detail:

None

GL Account	Description	2015	2016	2017	2018	2019
Expense						
8202	Construction	80,000	780,000	80,000	80,000	80,000
8203	Construction - City Depts	140,000	140,000	490,000	490,000	490,000
8204	Contingency	5,000	80,000	4,000	4,000	4,000
8206	Design Fees	75,000	0	0	0	0
8224	Operating Supplies	1,000	1,000	2,000	2,000	2,000
8226	Permits,Fees, Etc	2,000	2,000	10,000	10,000	10,000
8232	Project Management	4,000	8,000	4,000	4,000	4,000
8234	Repair/Maint Supplies	1,500,000	800,000	305,000	305,000	305,000
8240	Testing And Inspection	5,000	20,000	5,000	5,000	5,000
	Total Expense	1,812,000	1,831,000	900,000	900,000	900,000

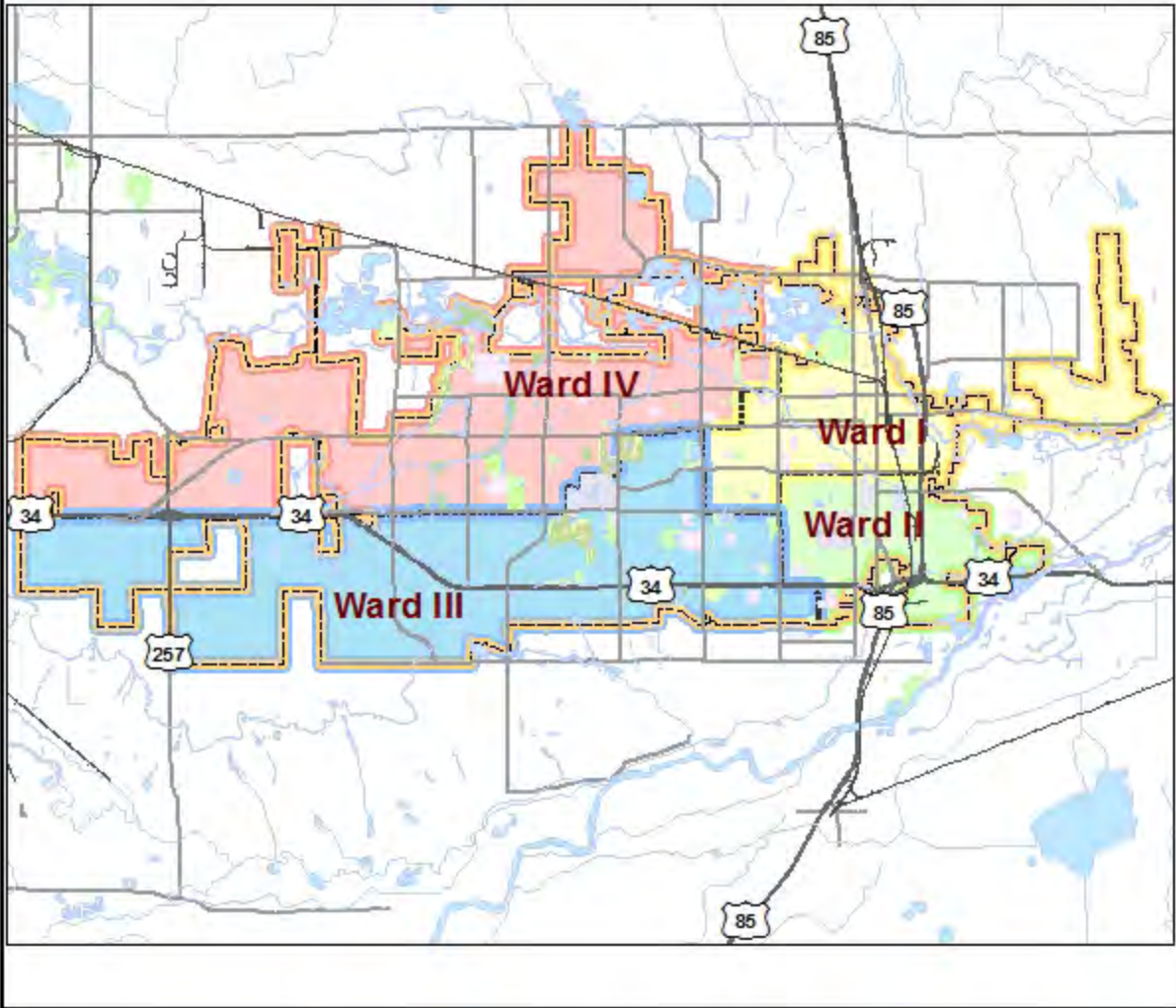
Impact on Operating Budget:

None



Capital Improvement Projects 2014

Project #: Citywide



Project Summary

Project Number:	71	Budget Year:	2015
Project Title:	Fire Hydrant Replacement	Council Priority:	
Division:	Transmission/Distribution	Budget Status:	Data Entry
Project Type:	Water Replacement Transmission & Distribution	Regions:	0 - Multiple Wards
Year Identified:	2012	Location:	City wide
Fund:	406 - Water Capital Replacement	Project Manager:	
Budget Unit #:	4060088088510000	Project Status	Funded

Description:

This program will replace substandard fire hydrants and applicable branch piping, gate valves, and asphalt. Repair of asphalt and street damage caused by water truck loading at hydrants is also included. This is an on-going project.

Discussion of Progress:

Annual program

Justification:

The Water staff and Fire department personnel identify approximately ten units for replacement each year. Labor for replacing and performing hydrant maintenance is charged to the operating account. The system has 3,200 hydrants with an expected service life of 50 years. Fire hydrants are also used to distribute water to fracking and construction customers resulting in pavement damage caused by the heavy truck traffic. Each year the damaged pavement is corrected.

Revenue Detail:

None

GL Account	Description	2015	2016	2017	2018	2019
Expense						
8202	Construction	25,000	25,000	25,000	25,000	25,000
8203	Construction - City Depts	13,000	13,000	13,000	13,000	13,000
8216	Miscellaneous	4,000	4,000	4,000	4,000	4,000
8234	Repair/Maint Supplies	35,000	35,000	35,000	35,000	35,000
	Total Expense	77,000	77,000	77,000	77,000	77,000

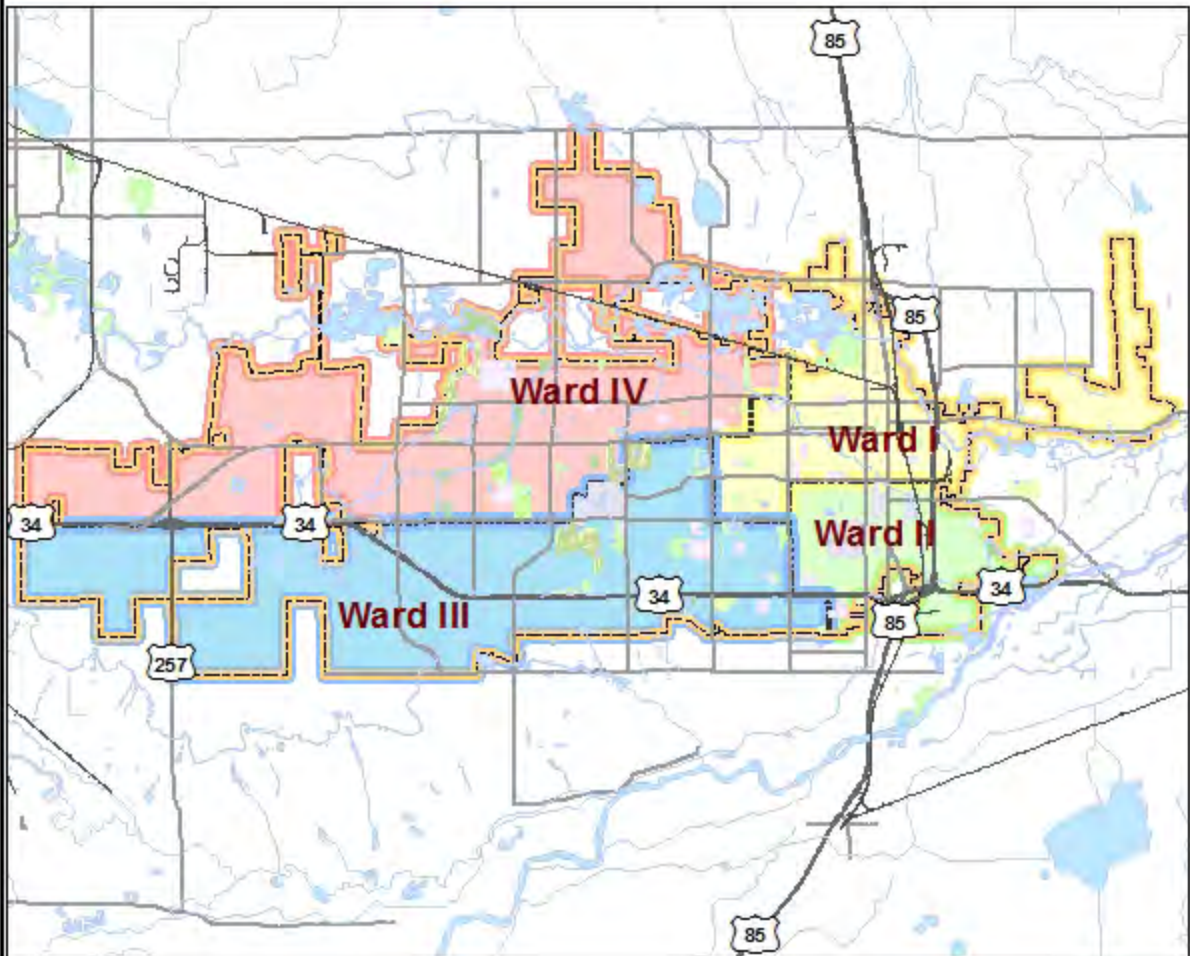
Impact on Operating Budget:

None



Capital Improvement Projects 2014

Project #: Citywide



Project Summary

Project Number:	72	Budget Year:	2015
Project Title:	Valve Replacement	Council Priority:	Infrastructure & Growth- Environmental Infrastr'r
Division:	Transmission/Distribution	Budget Status:	Data Entry
Project Type:	Water Replacement Transmission & Distribution	Regions:	0 - Multiple Wards
Year Identified:	2012	Location:	City wide
Fund:	406 - Water Capital Replacement	Project Manager:	
Budget Unit #:	4060088088500000	Project Status	Funded

Description:

This project replaces inoperable valves. The life expectancy varies from twenty-five to fifty years depending on valve size and maintenance/operation. This is an on-going project.

Discussion of Progress:

Annual program

Justification:

The replacement program ensures that system valves are able to be located, in operating condition and are in the correct operating position (open or closed). Replacement valves are obtained through the Transmission/Distribution division's inventory budget. The system has approximately 9,200 valves.

Revenue Detail:

None

GL Account	Description	2015	2016	2017	2018	2019
Expense						
8203	Construction - City Depts	10,000	10,000	10,000	10,000	10,000
8216	Miscellaneous	1,500	1,500	1,500	1,500	1,500
8226	Permits,Fees, Etc	1,500	1,500	1,500	1,500	1,500
8234	Repair/Maint Supplies	86,000	86,000	86,000	86,000	86,000
	Total Expense	99,000	99,000	99,000	99,000	99,000

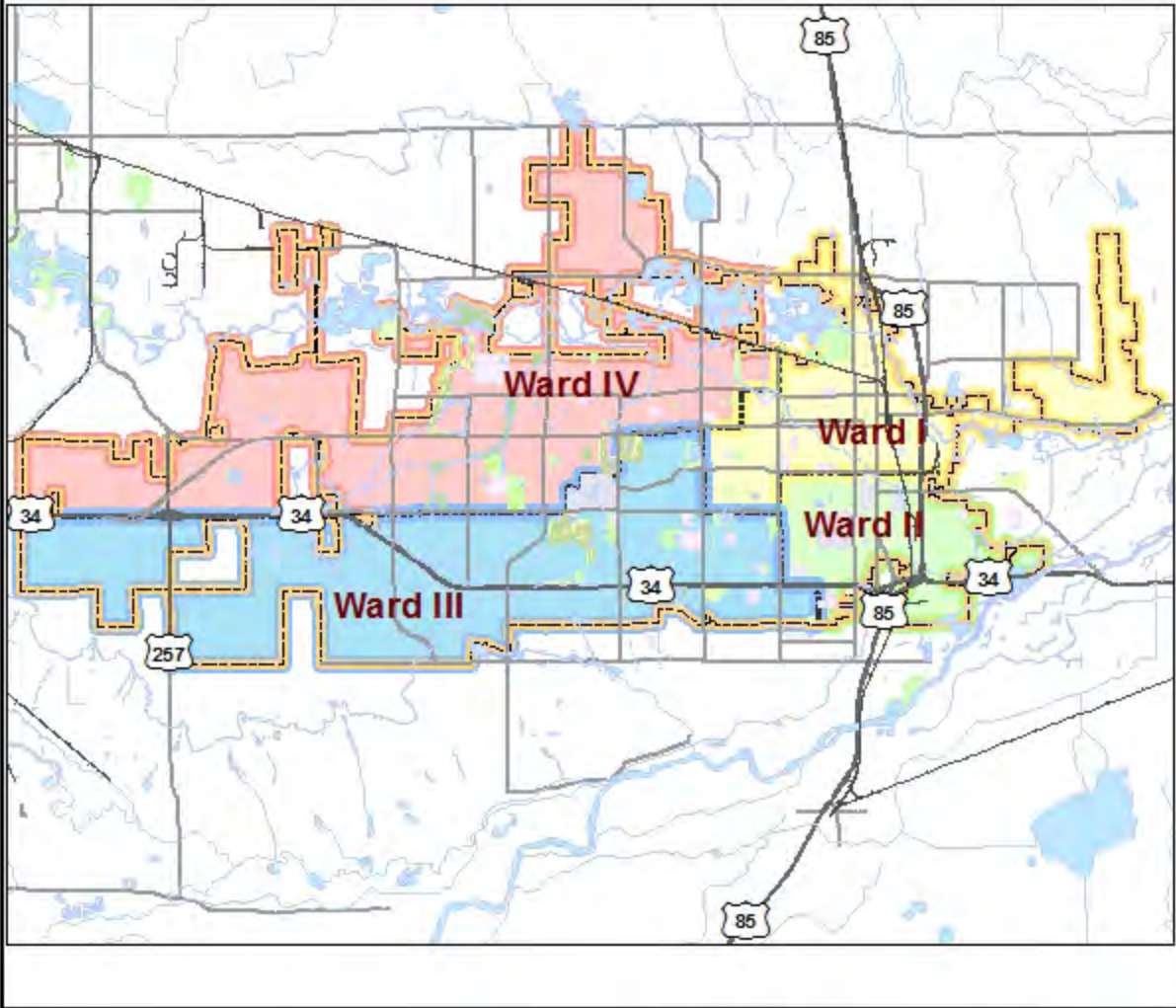
Impact on Operating Budget:

None



Capital Improvement Projects 2014

Project #: Citywide



Project Summary

Project Number:	174	Budget Year:	2015
Project Title:	Ancillary System Improvements	Council Priority:	Infrastructure & Growth- Environmental Infrast'r
Division:	Water Capital Improvement	Budget Status:	Data Entry
Project Type:	Water Replacement Transmission & Distribution	Regions:	0 - Multiple Wards
Year Identified:	2012	Location:	City wide
Fund:	406 - Water Capital Replacement	Project Manager:	
Budget Unit #:	4060088088580000	Project Status	Funded

Description:

This program provides contributions for capital repairs of irrigation ditches and pumping systems of which the City is part owner.

Discussion of Progress:

Annual program

Justification:

As a part owner of various irrigation ditches, the department has the responsibility to participate in the cost and maintenance of aging ditch and lateral infrastructure.

Revenue Detail:

None

GL Account	Description	2015	2016	2017	2018	2019
Expense						
8202	Construction	278,000	295,000	300,000	300,000	300,000
8206	Design Fees	28,000	30,000	30,000	30,000	30,000
8216	Miscellaneous	18,000	18,000	18,000	18,000	18,000
8232	Project Management	17,000	17,000	17,000	17,000	17,000
	Total Expense	341,000	360,000	365,000	365,000	365,000

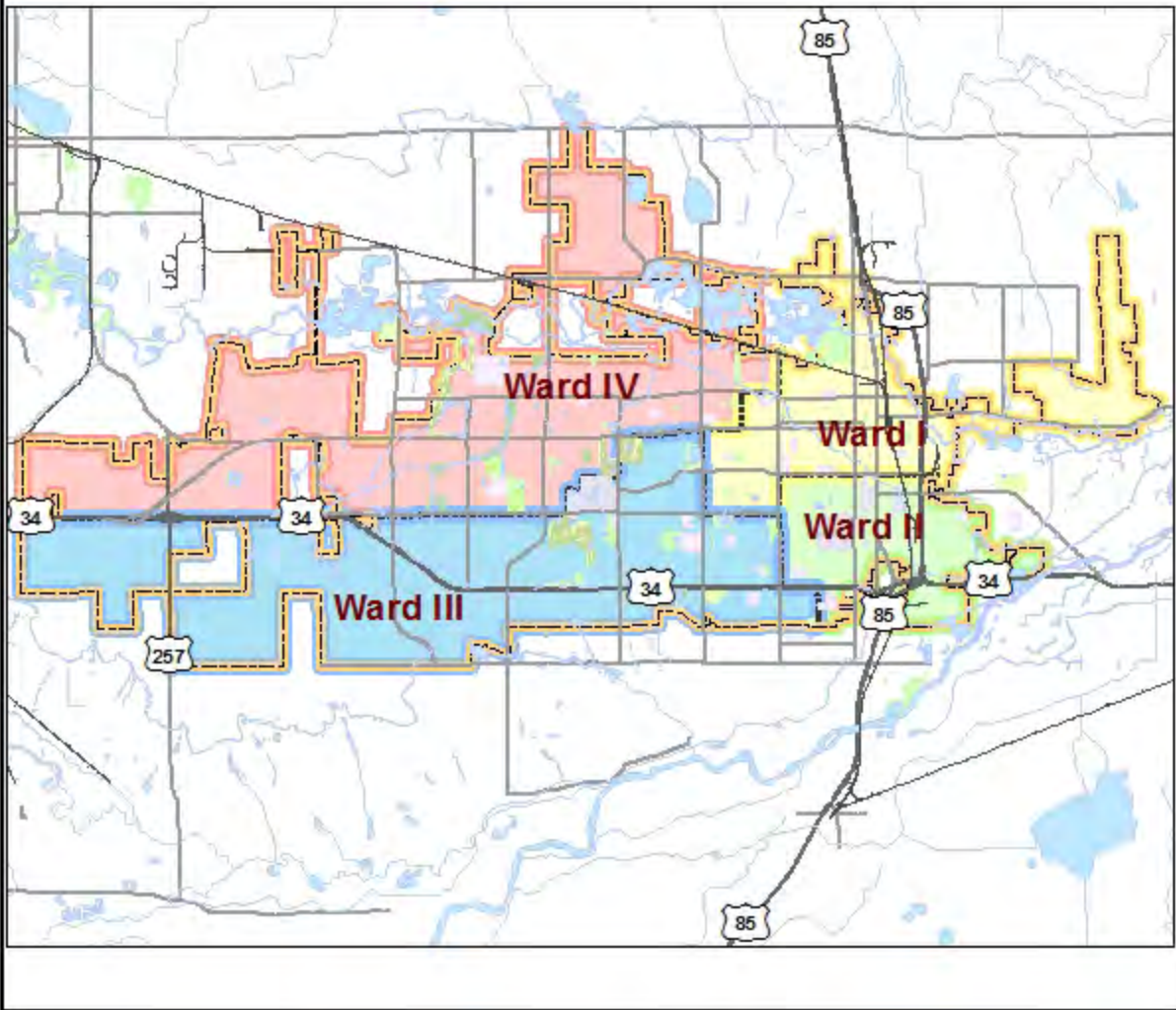
Impact on Operating Budget:

None



Capital Improvement Projects 2014

Project #: Citywide



Project Summary

Project Number:	188	Budget Year:	2015
Project Title:	Capital Outlay Replacement-Water	Council Priority:	Infrastructure & Growth- Environmental Infrast'r
Division:	Water Capital Improvement	Budget Status:	Data Entry
Project Type:	Water Replacement Transmission & Distribution	Regions:	0 - Multiple Wards
Year Identified:	2012	Location:	City wide
Fund:	406 - Water Capital Replacement	Project Manager:	
Budget Unit #:	4060088088540000	Project Status	Funded

Description:

This program replaces major rolling stock: pickups, tractor backhoes, loaders, compressors, dump trucks, and other identified replacement capital items.

Discussion of Progress:

Ongoing equipment replacement

Justification:

This will replace rolling stock that has reached the end of its economic life. This will help maintain the equipment's ability to perform daily tasks and handle emergency calls.

Revenue Detail:

None

GL Account	Description	2015	2016	2017	2018	2019
Expense						
8142	Construction and Maintenance	1,058,000	569,000	680,000	375,000	425,000
8144	Transportation/Vehicles	126,500	285,000	115,000	208,000	85,000
	Total Expense	1,184,500	854,000	795,000	583,000	510,000

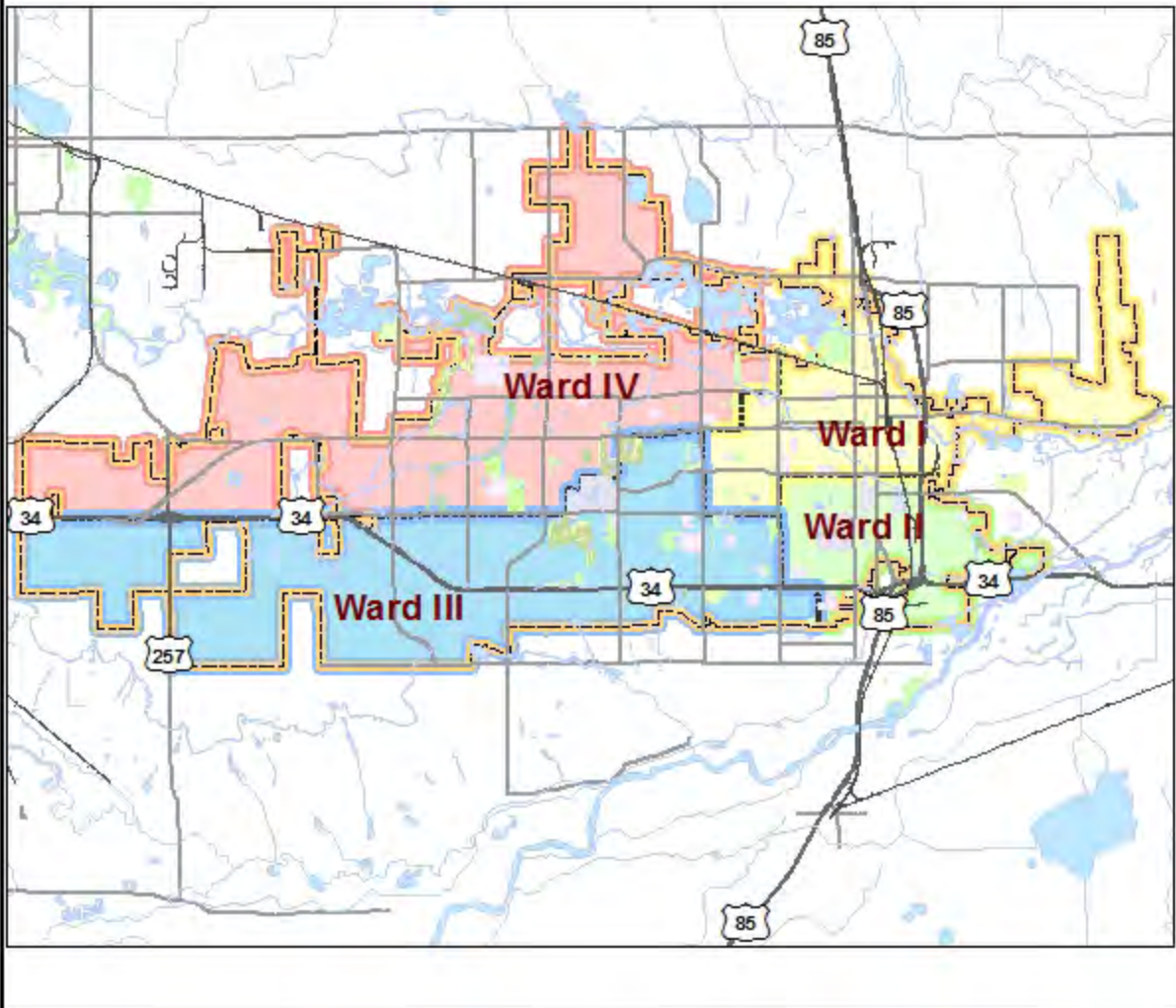
Impact on Operating Budget:

None



Capital Improvement Projects 2014

Project #: Citywide



Project Summary

Project Number:	AUTO - 269	Budget Year:	2015
Project Title:	Boyd WTP 800 Horsepower Switchgear Replacement	Council Priority:	Infrastructure & Growth- Environmental Infrast'r
Division:	Treatment and Supply	Budget Status:	Data Entry
Project Type:	Water Replacement Treatment	Regions:	
Year Identified:	2014	Location:	Boyd Filter Plant
Fund:	406 - Water Capital Replacement	Project Manager:	
Budget Unit #:		Project Status	Funded

Description:

This project consists of replacing the 4160 volt, 3 phase, switchgear for two of the 800 Hp high service pumps with one variable frequency drive (VFD) and a two-way selector switch.

Discussion of Progress:

Planning

Justification:

The existing 4160 volt switchgear was installed during the 1988 construction of the North High Service Pump Station. Since the 1st 800 horsepower (Hp) VFD has been online since 2010, the electrical pumping cost has dropped by \$18.57 per million gallons. An average year of pumping 2,600 million gallons, the annual savings is \$48,282/year. The two-way switch would allow the VFD to drive one of two 800 Hp pumps providing redundancy and reliability.

Revenue Detail:

None

GL Account	Description	2015	2016	2017	2018	2019
Expense						
8202	Construction	0	350,000	0	0	0
8204	Contingency	0	35,000	0	0	0
8206	Design Fees	0	18,000	0	0	0
8214	Legal Publications	0	500	0	0	0
8232	Project Management	0	12,000	0	0	0
	Total Expense	0	415,500	0	0	0

Impact on Operating Budget:

Possible savings in electrical pumping cost with the installation of the variable frequency drive.



Capital Improvement Projects 2014

Project #: 269



Project Summary

Project Number:	322	Budget Year:	2015
Project Title:	Cross Connection Control Rehab Program	Council Priority:	Infrastructure & Growth- Environmental Infrast'r
Division:	Water Capital Improvement	Budget Status:	Data Entry
Project Type:	Water Replacement Transmission & Distribution	Regions:	0 - Multiple Wards
Year Identified:	2012	Location:	City wide
Fund:	406 - Water Capital Replacement	Project Manager:	
Budget Unit #:	4060088088630000	Project Status	Funded

Description:

This is to develop a robust cross-connection control program to protect the finished water in the distribution system and comply with all State and Federal requirements. This on-going program is audited every three years as a part of the State Sanitary Inspection.

Discussion of Progress:

Annual program

Justification:

Colorado Department of Public Health and Environment (CDPHE) and the Environmental Protection Agency (EPA) require the City to perform a survey of the distribution system to identify all existing and potential hazardous cross-connections. The required commercial and industrial survey has been completed, and the current compliance phase will begin to address the non-compliant items found during the survey phase. A consultant was hired for 2010 and 2011 to complete the compliance phase. After 2012 a consultant, with data input by a seasonal, will further develop and administer the program required by the CDPHE and EPA.

Revenue Detail:

None

GL Account	Description	2015	2016	2017	2018	2019
Expense						
8232	Project Management	61,000	61,000	61,000	61,000	61,000
	Total Expense	61,000	61,000	61,000	61,000	61,000

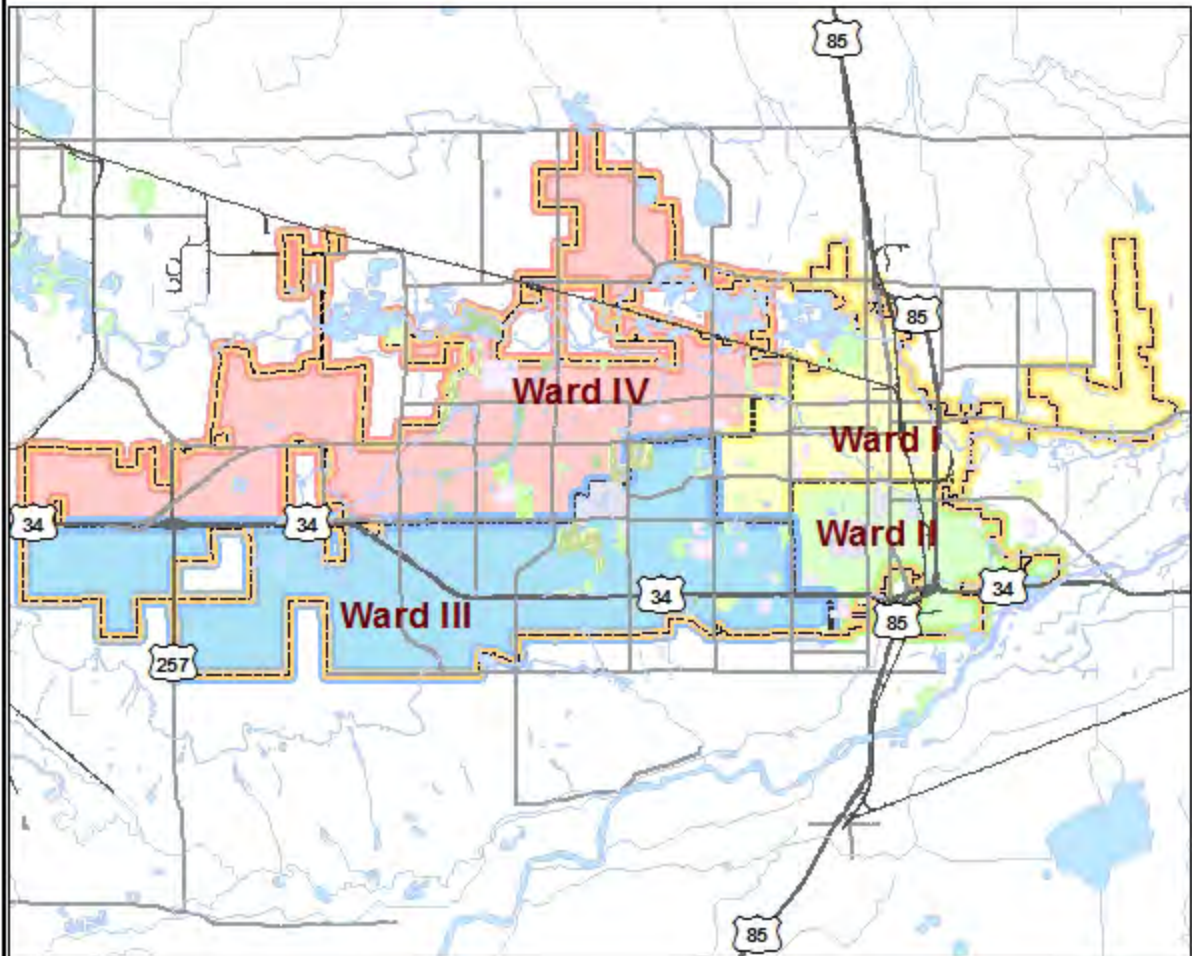
Impact on Operating Budget:

None



Capital Improvement Projects 2014

Project #: Citywide



Project Summary

Project Number:	341	Budget Year:	2015
Project Title:	Boyd Water Treatment Plant General Rehab.	Council Priority:	Infrastructure & Growth- Environmental Infrast'r
Division:	Treatment and Supply	Budget Status:	Data Entry
Project Type:	Water Replacement Transmission & Distribution	Regions:	5- Outside City
Year Identified:	2012	Location:	Boyd Filter Plat
Fund:	406 - Water Capital Replacement	Project Manager:	
Budget Unit #:	4060088088640000	Project Status	Funded

Description:

This project consists of replacing chemical feed pumps, high service pump overhauls, electrical switchgear components, grounds rehabilitation, sedimentation basin chain & flight components, and other mechanical items. 2015 includes \$338,000 in 2015 to replace the failing floc/sed basin wiring; \$35,000 for cleaning, inspection, and relining the existing 15,000 gallon liquid alum tank; 2016 includes \$55,000 to replace leaking 27 year old roofing on microstrainer building, \$45,000 for road rehab. Capital includes four flocculator drives per year @ \$7000/ea until 2020; \$20,000 in 2015 to replace 40 year old anionic polymer feed system.

Discussion of Progress:

Annual program

Justification:

These items will help maintain operational reliability, effectiveness, and improve efficiency for continued compliance with Federal and State regulations. They will also help to fulfill Water and Sewer department mandates.

Revenue Detail:

None

GL Account	Description	2015	2016	2017	2018	2019
Expense						
8202	Construction	325,000	125,000	125,000	100,000	100,000
8206	Design Fees	75,000	0	0	0	0
8232	Project Management	20,000	12,000	12,000	12,000	12,000
8234	Repair/Maint Supplies	27,000	30,000	32,000	35,000	35,000
8244	Capital Equipment >\$5,000	73,000	75,000	78,000	80,000	80,000
	Total Expense	520,000	242,000	247,000	227,000	227,000

Impact on Operating Budget:

None



Capital Improvement Projects 2014

Project #: 341



Project Summary

Project Number:	342	Budget Year:	2015
Project Title:	Instrumentation And Control	Council Priority:	Infrastructure & Growth- Environmental Infrast'r
Division:	Transmission/Distribution	Budget Status:	Data Entry
Project Type:	Water Replacement Transmission & Distribution	Regions:	5- Outside City
Year Identified:	2012	Location:	City wide
Fund:	406 - Water Capital Replacement	Project Manager:	
Budget Unit #:	4060088088548855	Project Status	Funded

Description:

This program replaces and refurbishes instruments and control systems known as SCADA (Supervisory Control and Data Acquisition). These devices are used to operate water and sewer systems, including recording data required by regulation and measurement and control of various chemicals. This is an on-going project.

Discussion of Progress:

Annual program

Justification:

Instrumentation and controls wear out or become obsolete over time, requiring replacement or major refurbishment. Refurbishment typically occurs at the facilities of the local supplier or manufacturer. City instrumentation technicians perform the replacement projects. This account includes instruments at all water facilities and pipelines.

Revenue Detail:

None

GL Account	Description	2015	2016	2017	2018	2019
Expense						
8203	Construction - City Depts	15,000	15,000	15,000	15,000	15,000
8208	Furniture,Fixtures,Equipment	47,000	47,000	47,000	47,000	47,000
8216	Miscellaneous	2,000	2,000	2,000	2,000	2,000
8224	Operating Supplies	1,000	1,000	1,000	1,000	1,000
8234	Repair/Maint Supplies	25,000	25,000	25,000	25,000	25,000
8244	Capital Equipment >\$5,000	10,000	10,000	10,000	10,000	10,000
	Total Expense	100,000	100,000	100,000	100,000	100,000

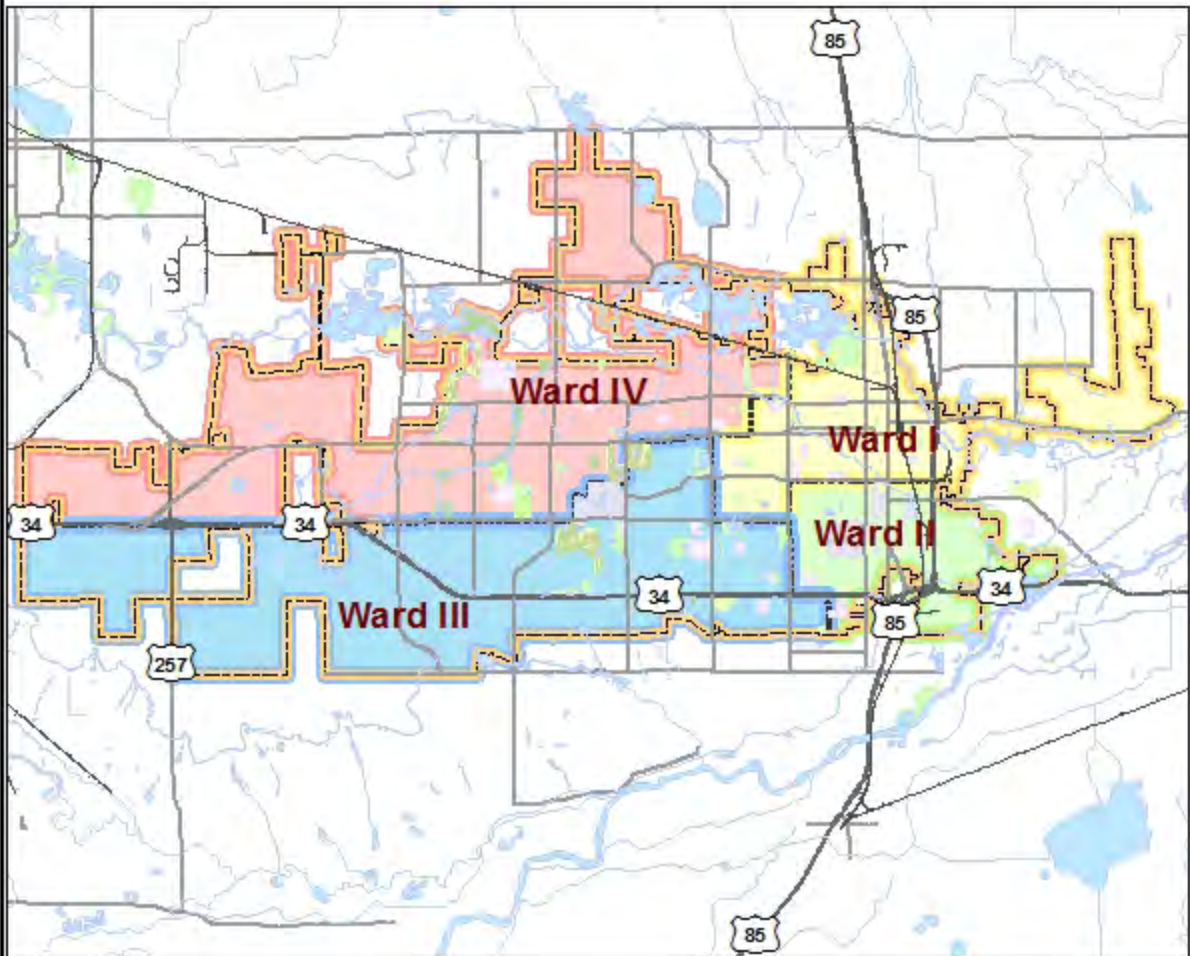
Impact on Operating Budget:

None



Capital Improvement Projects 2014

Project #: Citywide



Project Summary

Project Number:	425	Budget Year:	2015
Project Title:	Non-potable Replacement Rehabilitation	Council Priority:	Infrastructure & Growth- Environmental Infrastr'r
Division:	Treatment and Supply	Budget Status:	Data Entry
Project Type:	Water Replacement Transmission & Distribution	Regions:	0 - Multiple Wards
Year Identified:	2012	Location:	City wide
Fund:	406 - Water Capital Replacement	Project Manager:	
Budget Unit #:	4060088088740000	Project Status	Funded

Description:

This item funds replacement or rehabilitation of non-potable pumps, piping, ponds, and related equipment. Water and Sewer is now responsible for maintaining non-potable assets that were Parks responsibility. This is an on-going project.

Discussion of Progress:

Annual program

Justification:

Efficient economic operation of this program requires ongoing rehabilitation and replacement of features such as pumps, motors, controls, Supervisory Control and Data Acquisition (SCADA) equipment, pressure reducing valves, buildings and piping. In 2013, a pond liner will be installed to prevent leakage from the pond at Monfort Park; the project design is complete. At present, 30% of the pond water is leaking into the surrounding soils. The water loss amounts to 60 acre feet per year. Also in 2013, the rebuilding of pumps and motors at Twin Rivers pump station is scheduled. For 2014, pumps are scheduled to be rebuilt at three different pump stations.

Revenue Detail:

None

GL Account	Description	2015	2016	2017	2018	2019
Expense						
8202	Construction	25,000	25,000	25,000	30,000	30,000
8208	Furniture,Fixtures,Equipment	4,000	4,000	4,000	4,000	4,000
8216	Miscellaneous	8,000	8,000	8,000	8,000	8,000
8234	Repair/Maint Supplies	90,000	90,000	90,000	90,000	90,000
8244	Capital Equipment >\$5,000	9,000	9,000	9,000	10,000	10,000
	Total Expense	136,000	136,000	136,000	142,000	142,000

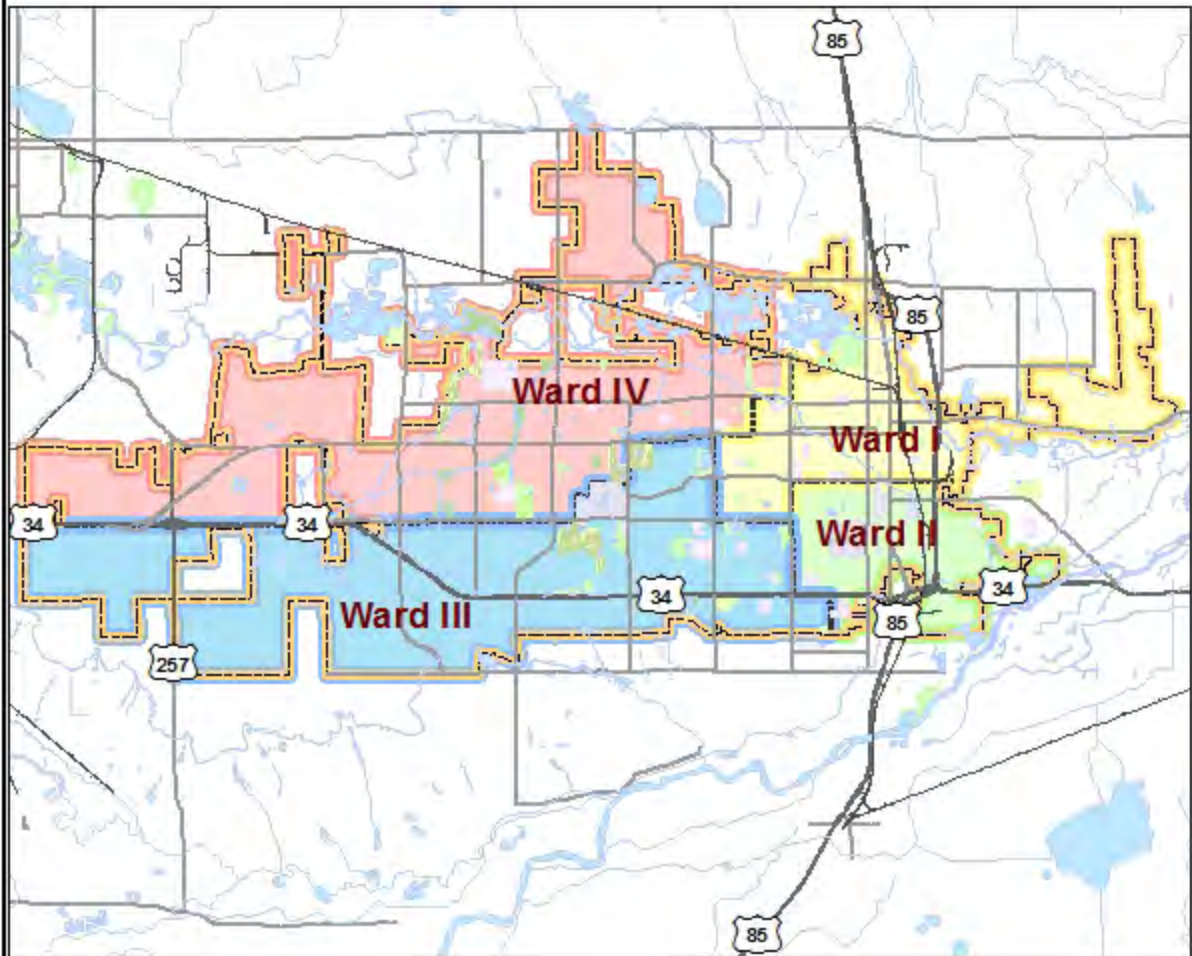
Impact on Operating Budget:

The non-potable division has taken on assets that were being maintained by Parks. The electric budget in operating has increased to account for the increased pumping capacity.



Capital Improvement Projects 2014

Project #: Citywide



Project Summary

Project Number:	AUTO - 437	Budget Year:	2015
Project Title:	Water Resources Master Plan	Council Priority:	Infrastructure & Growth- Environmental Infrast'r
Division:	Water General Management	Budget Status:	Data Entry
Project Type:	Water Replacement Transmission & Distribution	Regions:	
Year Identified:	2014	Location:	City wide
Fund:	406 - Water Capital Replacement	Project Manager:	
Budget Unit #:	4060088089000000	Project Status	Funded

Description:

The Water Master Plan is scheduled be updated every 5 years and looks at all aspects of water supply for citizens of Greeley. The 2014 Water Master Plan Update will be a policy and guidelines document that includes an evaluation of Key Policies, Driving Factors, Changes to Options to Meet Demands and a Review of Integrated Strategies.

Discussion of Progress:

Data collection ongoing

Justification:

Necessary to assure that the City responds to internal and external water supply challenges that have occurred since implementation of the last plan.

Revenue Detail:

None

GL Account	Description	2015	2016	2017	2018	2019
Expense						
8216	Miscellaneous	20,000	0	0	0	0
8228	Printing, Copying	20,000	0	0	0	0
8229	Professional Services	100,000	0	0	0	0
	Total Expense	140,000	0	0	0	0

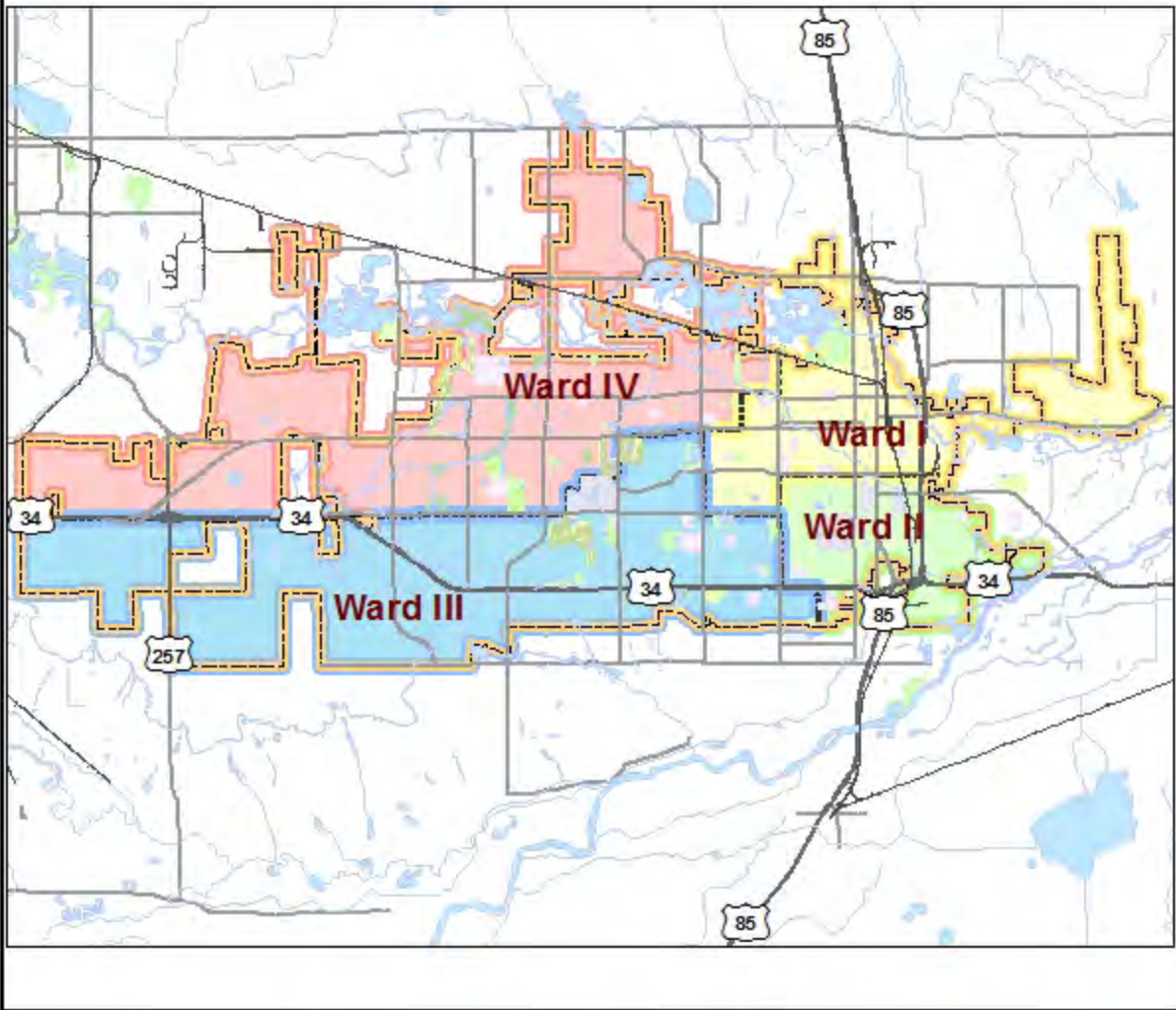
Impact on Operating Budget:

None



Capital Improvement Projects 2014

Project #: Citywide



Project Summary

Project Number:	705	Budget Year:	2015
Project Title:	Bellvue Water Treatment Plant General Rehabilitation	Council Priority:	Infrastructure & Growth- Environmental Infrastr'r
Division:	Treatment and Supply	Budget Status:	Data Entry
Project Type:	Water Replacement Transmission & Distribution	Regions:	5- Outside City
Year Identified:	2012	Location:	Bellvue Filter Plant
Fund:	406 - Water Capital Replacement	Project Manager:	
Budget Unit #:	4060088088590000	Project Status	Funded

Description:

This is an annual project for the rehabilitation of buildings, HVAC (heating/ventilating/air conditioning) systems, pumps and motors, electrical upgrades, chemical storage, metering, valves, and compressors.

Discussion of Progress:

Annual program

Justification:

These items will help to maintain operational reliability, effectiveness, and improve efficiency for continued compliance with Federal and State regulations and fulfill the Water & Sewer department mandates.

Revenue Detail:

None

GL Account	Description	2015	2016	2017	2018	2019
Expense						
8202	Construction	40,000	40,000	40,000	40,000	40,000
8208	Furniture,Fixtures,Equipment	2,000	2,000	2,000	2,000	2,000
8232	Project Management	12,000	12,000	12,000	12,000	12,000
8234	Repair/Maint Supplies	35,000	40,000	45,000	50,000	50,000
8244	Capital Equipment >\$5,000	75,000	75,000	75,000	75,000	75,000
	Total Expense	164,000	169,000	174,000	179,000	179,000

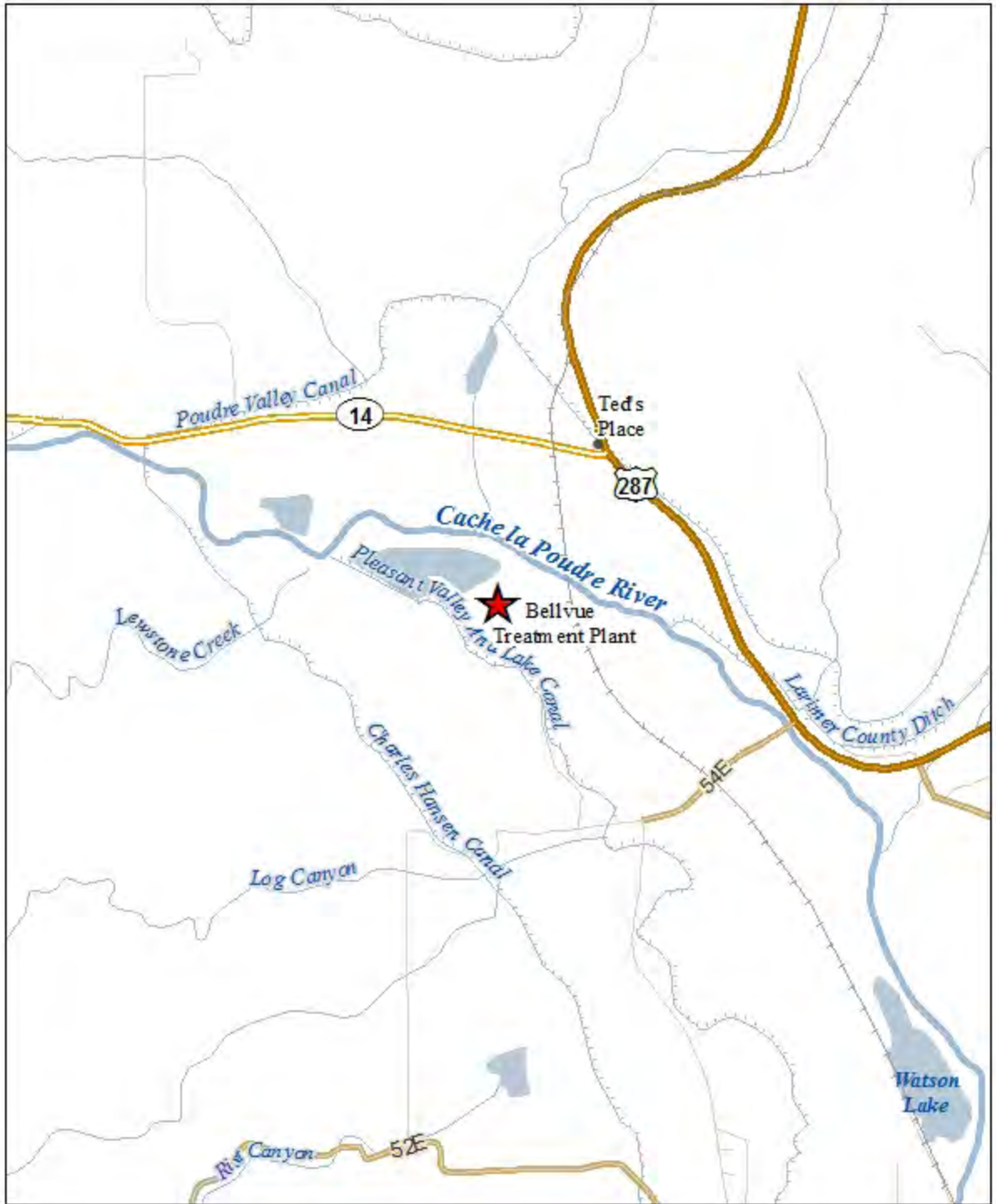
Impact on Operating Budget:

None



Capital Improvement Projects 2014

Project #: 705



Project Summary

Project Number:	837	Budget Year:	2015
Project Title:	Boyd Lake Filter Media Replacement	Council Priority:	Infrastructure & Growth- Environmental Infrastr'r
Division:	Treatment and Supply	Budget Status:	Data Entry
Project Type:	Water Replacement Treatment	Regions:	5- Outside City
Year Identified:	2012	Location:	Boyd Filter Plant
Fund:	406 - Water Capital Replacement	Project Manager:	
Budget Unit #:		Project Status	Funded

Description:

Project involves the removal of the existing filter media from the filter bays and replacing it with new media. 12 in-line particle counters are included in the capital item.

Discussion of Progress:

Planning

Justification:

Accepted industry practice is to replace filter media every ten (10) years. The existing media was installed and placed into service in 2000. Replacement of the media will insure adequate filtration to meet Federal and State regulatory statutes.

Revenue Detail:

None

GL Account	Description	2015	2016	2017	2018	2019
Expense						
8202	Construction	500,000	0	0	0	0
8232	Project Management	15,000	0	0	0	0
8234	Repair/Maint Supplies	5,000	0	0	0	0
8240	Testing And Inspection	4,000	0	0	0	0
8244	Capital Equipment >\$5,000	66,000	0	0	0	0
	Total Expense	590,000	0	0	0	0

Impact on Operating Budget:

None



Capital Improvement Projects 2014

Project #: 837



Project Summary

Project Number:	839	Budget Year:	2015
Project Title:	Hourglass Reservoir Outlet Gates Rehabilitation	Council Priority:	
Division:	Treatment and Supply	Budget Status:	Data Entry
Project Type:	Water Replacement Transmission & Distribution	Regions:	5- Outside City
Year Identified:	2012	Location:	
Fund:	406 - Water Capital Replacement	Project Manager:	
Budget Unit #:	4060088088860000	Project Status	Funded

Description:

Replace the Hourglass Reservoir outlet gates, operator shafts, actuators, trash rack, and structure in 2016. Rehab the 1st barrel section of Comanche's main outlet in 2015.

Discussion of Progress:

Planning

Justification:

Hourglass outlet structure was constructed in 1965. The fine sand has worn the gate seats, shaft threads, and actuator gears making it increasingly difficult to open and close the gates. The trash rack has had significant corrosion/erosion necessitating spot repairs for continued functional use. Continuing deterioration of the equipment will eventually render them inoperable. This work will restore reliability to the outlet works allowing continued full decreed storage. The concrete surface of the 1st barrel section in Comanche's main outlet has eroded down to the reinforcing steel and needs to be restored to comply with State Engineer's Office-Dam Safety Branch requirements.

Revenue Detail:

None

GL Account	Description	2015	2016	2017	2018	2019
Expense						
8202	Construction	100,000	350,000	0	0	0
8206	Design Fees	40,000	0	0	0	0
8214	Legal Publications	500	500	0	0	0
8232	Project Management	5,000	20,000	0	0	0
8234	Repair/Maint Supplies	2,000	8,000	0	0	0
8240	Testing And Inspection	2,500	7,500	0	0	0
	Total Expense	150,000	386,000	0	0	0

Impact on Operating Budget:

None



Capital Improvement Projects 2014

Project #: 839



Project Summary

Project Number:	841	Budget Year:	2015
Project Title:	Cache la Poudre River Turnout Rehabilitation	Council Priority:	Infrastructure & Growth- Environmental Infrastr'r
Division:	Treatment and Supply	Budget Status:	Data Entry
Project Type:	Water Replacement Transmission & Distribution	Regions:	5- Outside City
Year Identified:	2012	Location:	Bellvue Filter Plant
Fund:	406 - Water Capital Replacement	Project Manager:	
Budget Unit #:	4060088088830000	Project Status	Funded

Description:

Restoration of the existing Bellvue WTP Poudre River turnout ogee weir. Work to include care of water, surface preparation, application of cementitious material to rebuild the eroded surface, and application of a sealer on the new surface. Replace the existing trash rack in the intake structure. Permitting requirements were investigated in 2013 with permitting and design and some construction to begin in 2014.

Discussion of Progress:

Planning

Justification:

The existing concrete structure is over 60 years old. The constant water flow and freeze/thaw cycles over the years have eroded the surface leaving only the large aggregate exposed over the entire ogee surface. The concrete will continue to deteriorate over time which may lead to large spalled areas. The intake trash rack was replaced in 1964. Corrosion and erosion of the rack and mounting system will ultimately lead to failure of the trash rack allowing debris to enter the three raw water lines. This may plug the valves and reduce the flow in the lines.

Revenue Detail:

None

GL Account	Description	2015	2016	2017	2018	2019
Expense						
8202	Construction	361,700	0	0	0	0
8214	Legal Publications	300	0	0	0	0
8229	Professional Services	8,000	0	0	0	0
8232	Project Management	15,000	0	0	0	0
8234	Repair/Maint Supplies	10,000	0	0	0	0
8240	Testing And Inspection	5,000	0	0	0	0
	Total Expense	400,000	0	0	0	0

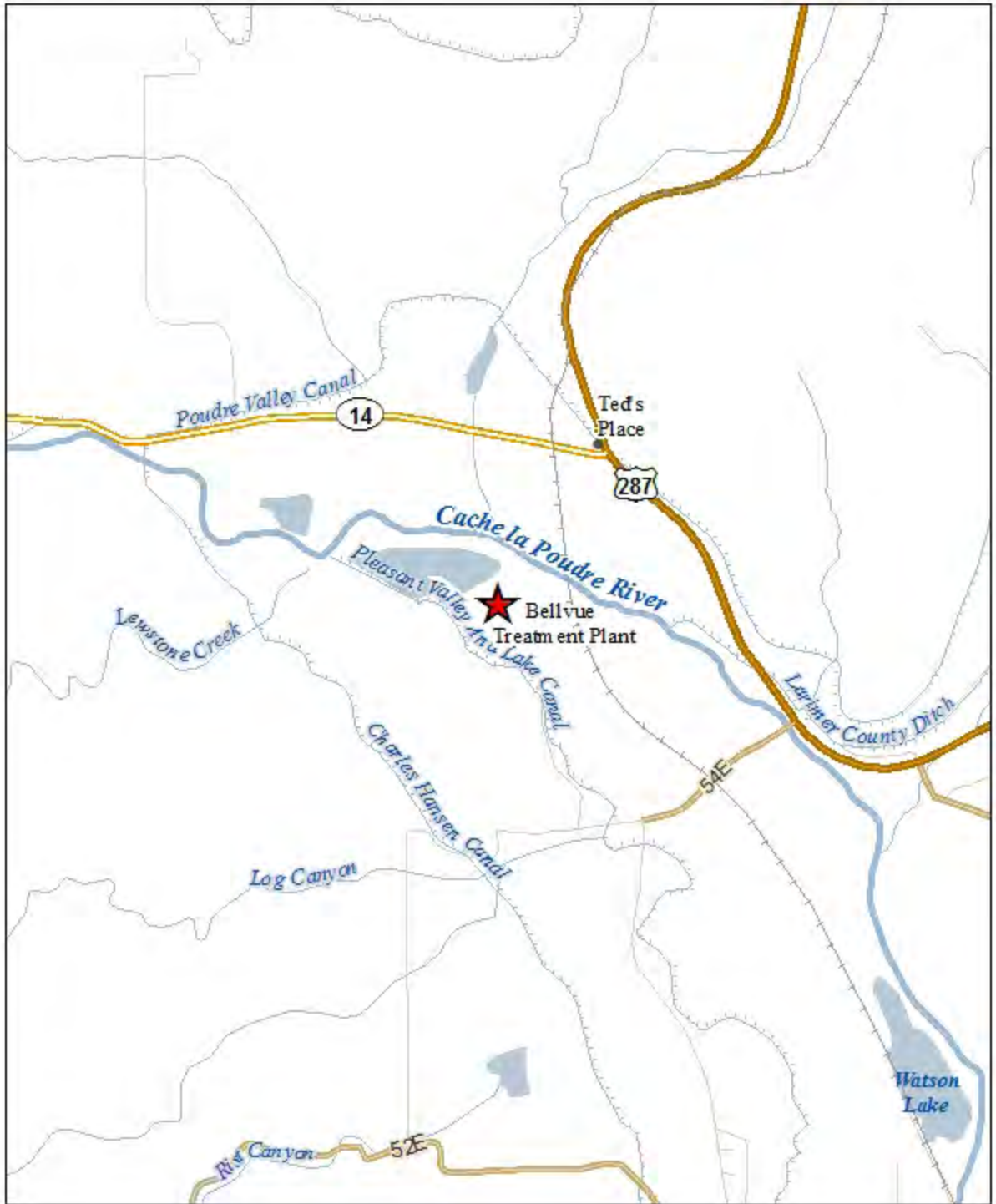
Impact on Operating Budget:

None



Capital Improvement Projects 2014

Project #: 841



Project Summary

Project Number:	872	Budget Year:	2015
Project Title:	Boyd Water Treatment Plant Tube Settler Replacement.	Council Priority:	Infrastructure & Growth- Environmental Infrast'r
Division:	Treatment and Supply	Budget Status:	Data Entry
Project Type:	Water Replacement Treatment	Regions:	5- Outside City
Year Identified:	2012	Location:	Boyd Filter Plant
Fund:	406 - Water Capital Replacement	Project Manager:	
Budget Unit #:		Project Status	Funded

Description:

This project consists of replacing the existing 24" PVC tube settlers and finger troughs in the sedimentation basin with 8 foot long stainless steel plate settlers and collection trough system .

Discussion of Progress:

Planning

Justification:

The existing tube settlers were installed in 1998. Exposure to the elements has made the PVC material brittle resulting in damage to the tops of the modules. As the deterioration and damage increases, the effectiveness of the settling modules decreases which will increase particle loading on the filters. This will lead to increased filter back washes decreasing plant efficiency.

Revenue Detail:

None

GL Account	Description	2015	2016	2017	2018	2019
Expense						
8202	Construction	0	2,600,000	0	0	0
8206	Design Fees	200,000	0	0	0	0
8214	Legal Publications	0	1,000	0	0	0
8232	Project Management	8,500	60,000	0	0	0
8240	Testing And Inspection	0	5,000	0	0	0
	Total Expense	208,500	2,666,000	0	0	0

Impact on Operating Budget:

None



Capital Improvement Projects 2014

Project #: 872



Project Summary

Project Number:	880	Budget Year:	2015
Project Title:	Cottonwood Park Lake bentonite lining repair	Council Priority:	Infrastructure & Growth- Environmental Infrast'r
Division:	Treatment and Supply	Budget Status:	Data Entry
Project Type:	Water Replacement Transmission & Distribution	Regions:	3- 10 St South/23 Ave West
Year Identified:	2014	Location:	Cottonwood Park @ 26th Avenue Court & 19th Street Road
Fund:	406 - Water Capital Replacement	Project Manager:	
Budget Unit #:		Project Status	Funded

Description:

Re-seal the bottom of Cottonwood Park Lake. The lake was sealed in the mid-1980s with a bentonite/soil mixture. In the 1990s the lake was deepened in the middle to create a better fish habitat for winter fish survival. Since then the lake has leaked approximately 2 million gallons per year of water. Domestic water is metered into the lake in early spring and late fall to allow park irrigation when Greeley Loveland Irrigation water is not available. The process will include draining the lake as much as possible and using bentonite to re-seal the areas that are known to be problems.

Discussion of Progress:

Planning

Justification:

The lake at Cottonwood Park leaks due to a penetration of the bentonite liner. This leak makes it difficult to maintain water levels. Maintenance of a steady water level is imperative to the warm water fish species as well as for irrigation purposes. This lake also provides an aesthetic that is revered by the surrounding neighborhood families. Cottonwood is fed by the Greeley/Loveland Ditch during the irrigation season. Irrigation needs typically start before ditch water is available. In the spring of 2012, 2 million gallons of treated domestic water was used to fill the lake for park irrigation due to water losses over the winter months.

Revenue Detail:

None

GL Account	Description	2015	2016	2017	2018	2019
Expense						
8202	Construction	230,000	0	0	0	0
8206	Design Fees	30,000	0	0	0	0
8214	Legal Publications	500	0	0	0	0
8224	Operating Supplies	500	0	0	0	0
8226	Permits,Fees, Etc	1,000	0	0	0	0
8228	Printing, Copying	500	0	0	0	0
8232	Project Management	3,000	0	0	0	0
8236	Soils Investigation	1,000	0	0	0	0
8240	Testing And Inspection	3,000	0	0	0	0
	Total Expense	269,500	0	0	0	0

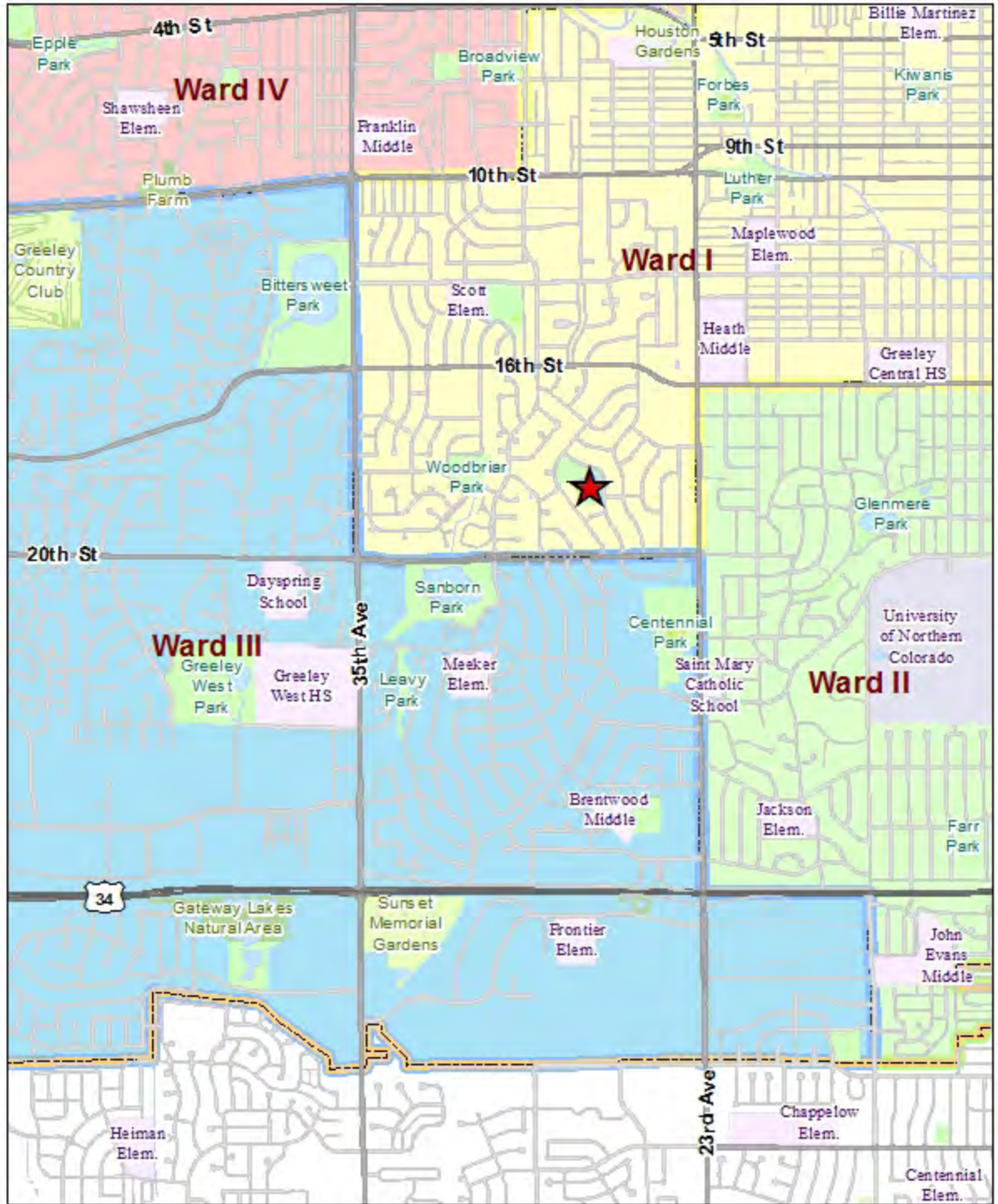
Impact on Operating Budget:

None



Capital Improvement Projects 2014

Project #: 880



Project Summary

Project Number:	2156	Budget Year:	2015
Project Title:	Bellvue Raw Water Line Rehabilitation	Council Priority:	Infrastructure & Growth- Environmental Infrast'r
Division:	Treatment and Supply	Budget Status:	Data Entry
Project Type:	Water Replacement Treatment	Regions:	
Year Identified:	2014	Location:	Bellvue Filter Plant
Fund:	406 - Water Capital Replacement	Project Manager:	
Budget Unit #:		Project Status	Funded

Description:

This project will rehabilitate and increase the water-carrying capacity of two 20-inch CIP and one 36-inch RCP existing raw water lines from their connection to the city's Poudre River diversion structure to the Bellvue Water Treatment Plant.

Discussion of Progress:

Planning

Justification:

The 50 to 80 year old pipes are in need of rehabilitation. The project will facilitate the delivery of additional raw water to the Bellvue Water Treatment Plant.

Revenue Detail:

None

GL Account	Description	2015	2016	2017	2018	2019
Expense						
8202	Construction	0	0	5,600,800	6,800,800	0
8206	Design Fees	0	500,000	0	0	0
8214	Legal Publications	0	0	200	200	0
8226	Permits, Fees, Etc	10,000	0	0	0	0
8228	Printing, Copying	2,500	0	0	0	0
8229	Professional Services	250,000	0	0	0	0
8232	Project Management	42,000	42,000	42,000	42,000	0
8240	Testing And Inspection	0	0	11,000	11,000	0
	Total Expense	304,500	542,000	5,654,000	6,854,000	0

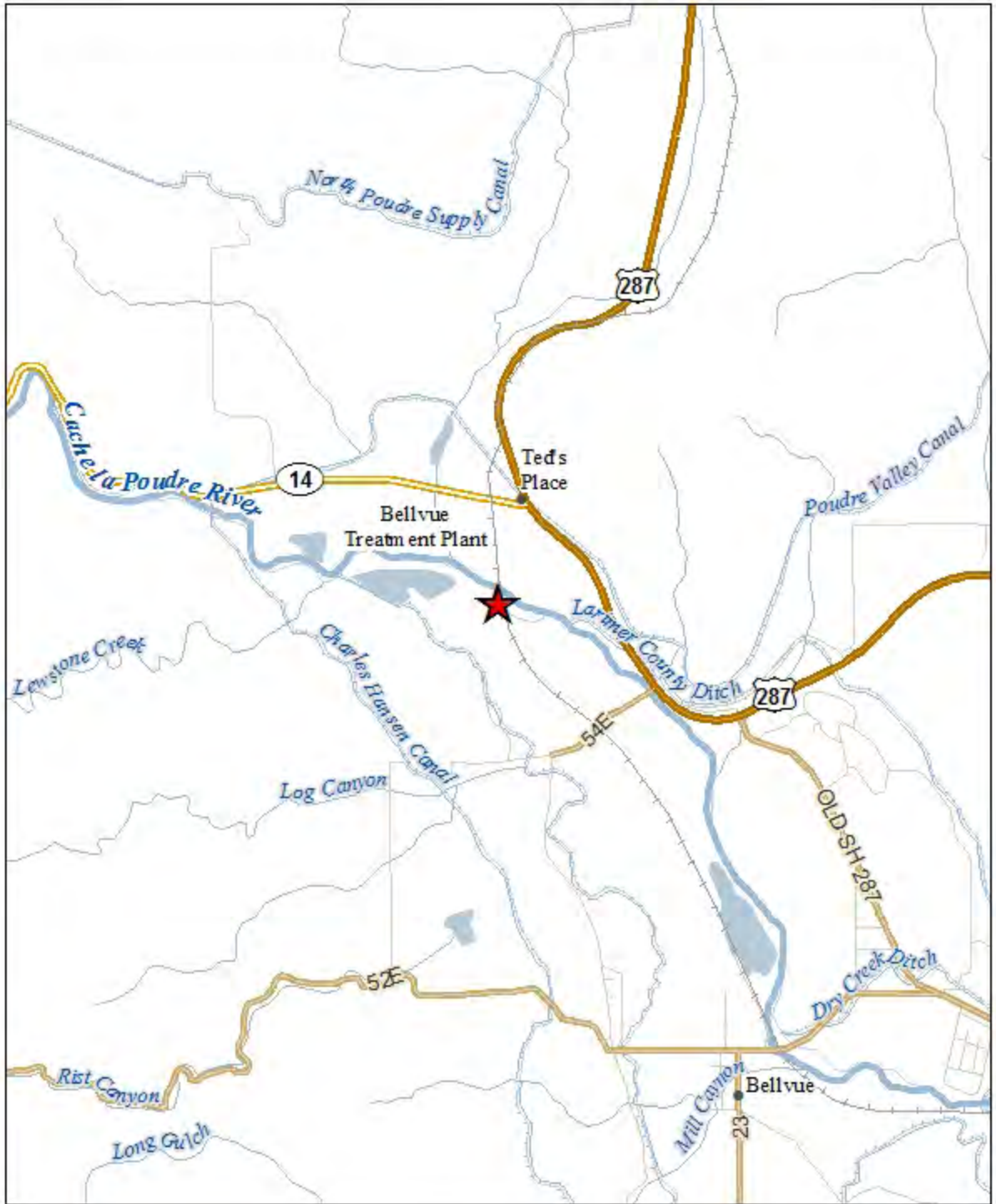
Impact on Operating Budget:

None



Capital Improvement Projects 2014

Project #: 2156



Project Summary

Project Number:	2157	Budget Year:	2015
Project Title:	Bellvue Raw Water Line Sediment Flush	Council Priority:	Infrastructure & Growth- Environmental Infrast'r
Division:	Treatment and Supply	Budget Status:	Data Entry
Project Type:	Water Replacement Treatment	Regions:	
Year Identified:	2014	Location:	Bellvue Filter Plant
Fund:	406 - Water Capital Replacement	Project Manager:	
Budget Unit #:		Project Status	Funded

Description:

This project will perform maintenance and cleaning activities on the raw water lines from the Poudre River to the Bellvue Water Treatment Plant.

Discussion of Progress:

New project

Justification:

The raw water lines at the Bellvue Water Treatment Plant have not been cleaned for many years. The September 2013 flood change the route of the river above the intake so that more sediment is entering the pipe. Modifications of the intake box will be completed as a seperate project. Maintenance is needed to protect the lines from breakage.

Revenue Detail:

None

GL Account	Description	2015	2016	2017	2018	2019
Expense						
8202	Construction	150,000	0	0	0	0
8208	Furniture,Fixtures,Equipment	15,000	0	0	0	0
8232	Project Management	10,000	0	0	0	0
8234	Repair/Maint Supplies	75,000	0	0	0	0
	Total Expense	250,000	0	0	0	0

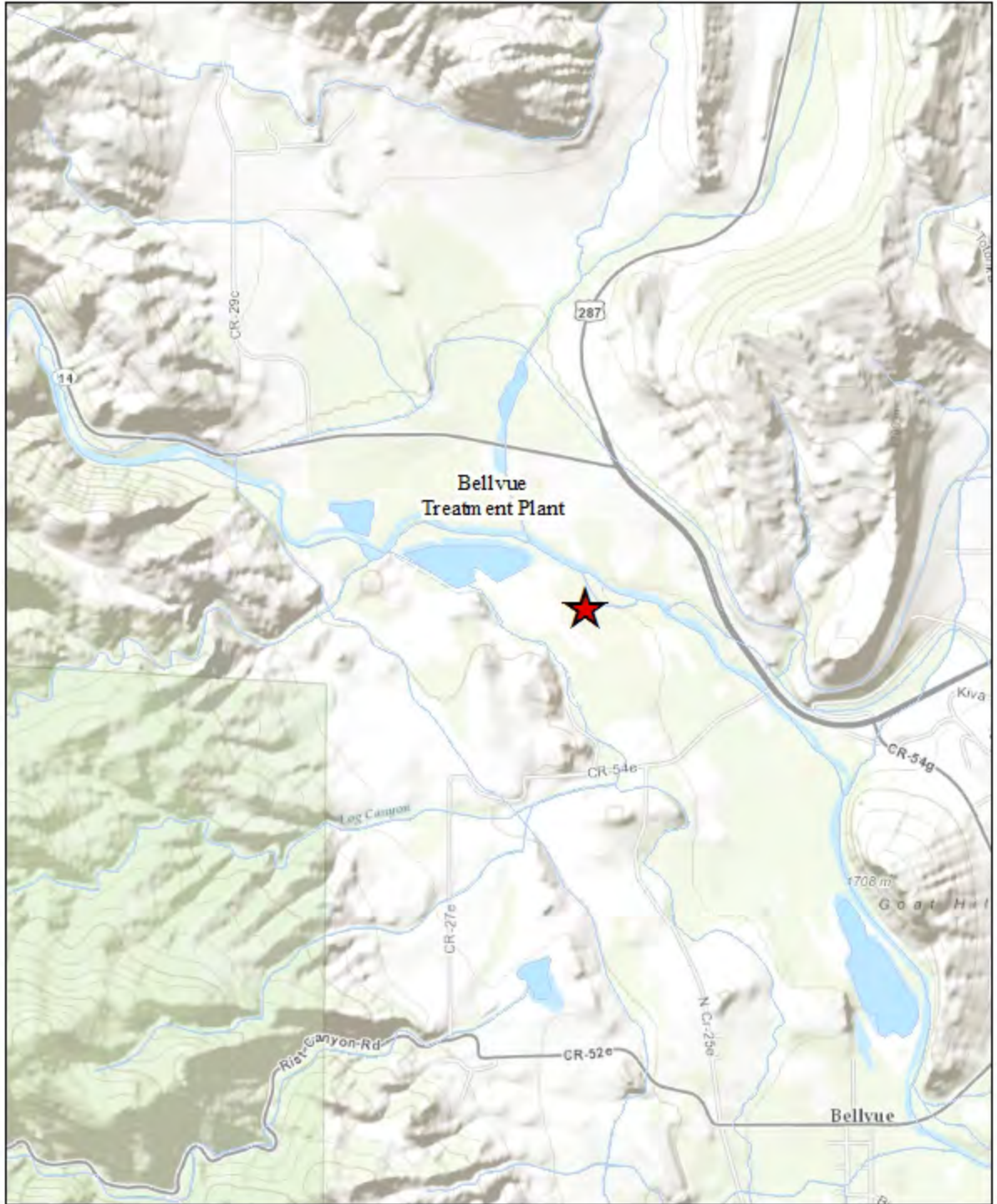
Impact on Operating Budget:

None



Capital Improvement Projects 2014

Project #: 2157



Project Summary

Project Number:	2158	Budget Year:	2015
Project Title:	Boyd Raw Water Line Maintenance	Council Priority:	Infrastructure & Growth- Environmental Infrast'r
Division:	Treatment and Supply	Budget Status:	Data Entry
Project Type:	Water Replacement Treatment	Regions:	
Year Identified:	2014	Location:	Boyd Filter Plant
Fund:	406 - Water Capital Replacement	Project Manager:	
Budget Unit #:		Project Status	Funded

Description:

This project will perform maintenance and cleaning activities on the raw water lines from Boyd Lake to the Boyd Lake Water Treatment Plant.

Discussion of Progress:

New project

Justification:

The raw water lines at the Boyd Water Treatment Plant have not been cleaned and repaired for many years. Maintenance is needed to protect the lines from breakage.

Revenue Detail:

None

GL Account	Description	2015	2016	2017	2018	2019
Expense						
8202	Construction	250,000	0	0	0	0
8208	Furniture,Fixtures,Equipment	50,000	0	0	0	0
8232	Project Management	25,000	0	0	0	0
8234	Repair/Maint Supplies	150,000	0	0	0	0
8240	Testing And Inspection	25,000	0	0	0	0
Total Expense		500,000	0	0	0	0

Impact on Operating Budget:

None



Capital Improvement Projects 2014

Project #: 2158



Project Summary

Project Number:	2159	Budget Year:	2015
Project Title:	Bellvue Filter Media Support Replacement	Council Priority:	Infrastructure & Growth- Environmental Infrast'r
Division:	Treatment and Supply	Budget Status:	Data Entry
Project Type:	Water Replacement Transmission & Distribution	Regions:	
Year Identified:	2014	Location:	Bellvue Filter Plant
Fund:	406 - Water Capital Replacement	Project Manager:	
Budget Unit #:		Project Status	Funded

Description:

Remove filter media, support gravel, Wheeler bottoms, & support curbs; install graveless support system; replace filter media. Install air scour system.

Discussion of Progress:

Planning

Justification:

Garnet filter media has migrated below the existing filter support system into the underdrains. This is causing irregular backwashing patterns with potential for short circuiting through the filter media. This poses a risk of contaminating the finished water with Giardia and Cryptosporidium as well as other microorganisms. Filter #1 had to be rehabbed in 2011 because of a major upset in the support gravel. Other filters have had minor upsets. Air scour, included in the construction cost, will increase backwashing effectiveness & efficiency.

Revenue Detail:

None

GL Account	Description	2015	2016	2017	2018	2019
Expense						
8202	Construction	0	2,450,000	0	0	0
8206	Design Fees	185,000	0	0	0	0
8214	Legal Publications	1,000	0	0	0	0
8232	Project Management	5,000	70,000	0	0	0
8234	Repair/Maint Supplies	0	30,000	0	0	0
8240	Testing And Inspection	0	10,000	0	0	0
	Total Expense	191,000	2,560,000	0	0	0

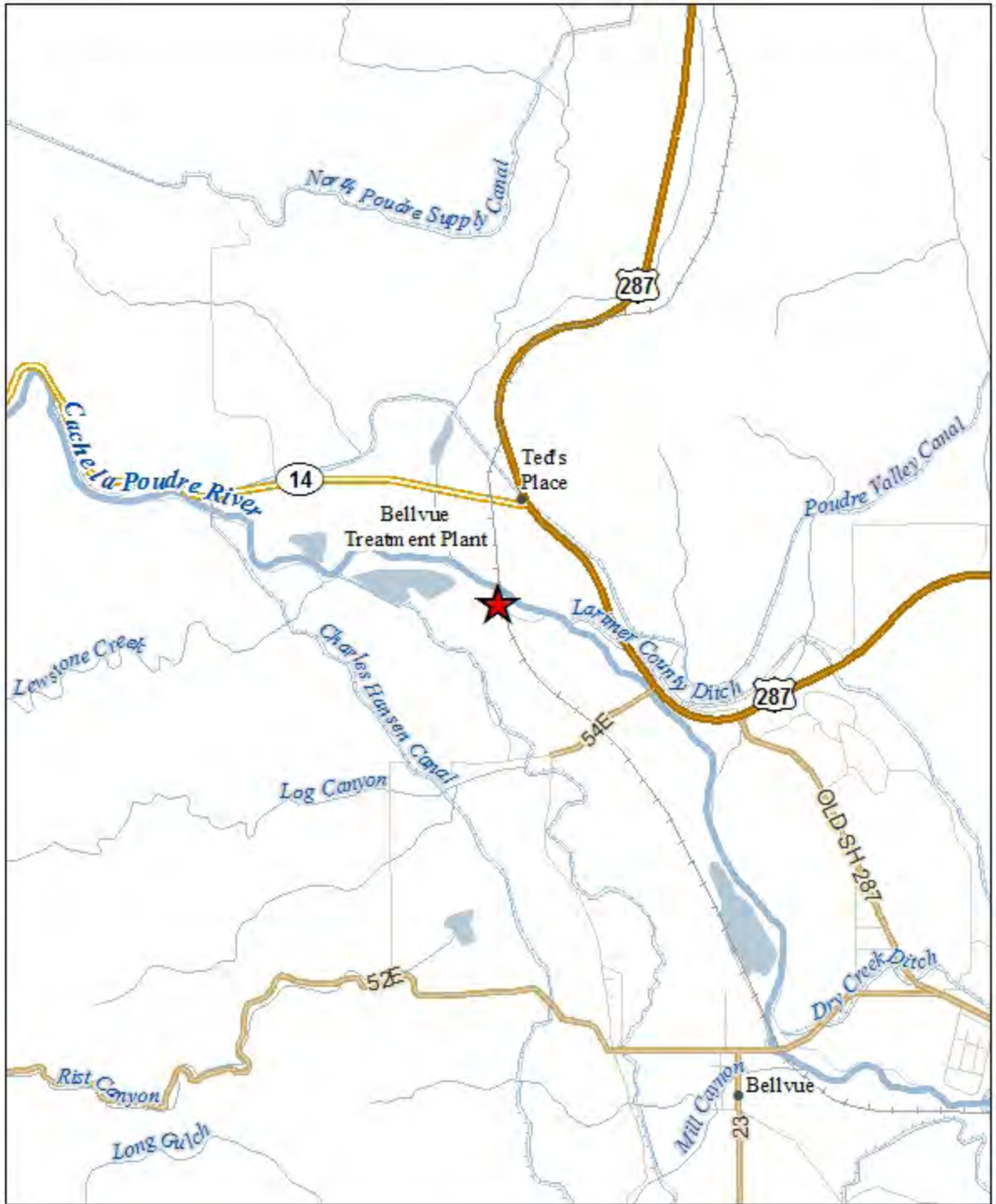
Impact on Operating Budget:

None



Capital Improvement Projects 2014

Project #: 2159



Project Summary

Project Number:	2160	Budget Year:	2015
Project Title:	Non Potable Master Plan	Council Priority:	Infrastructure & Growth- Environmental Infrast'r
Division:	Treatment and Supply	Budget Status:	Data Entry
Project Type:	Water Replacement Studies	Regions:	
Year Identified:	2014	Location:	City wide
Fund:	406 - Water Capital Replacement	Project Manager:	
Budget Unit #:		Project Status	Funded

Description:

Non-Potable distribution system analysis based on recommendations from 2014 Water Master Plan Update

Discussion of Progress:

Planning

Justification:

Driven by 2014 Master Plan update - detailed analysis of non-potable system upgrades feasibilities and costs

Revenue Detail:

None

GL Account	Description	2015	2016	2017	2018	2019
Expense						
8229	Professional Services	250,000	50,000	0	0	0
	Total Expense	250,000	50,000	0	0	0

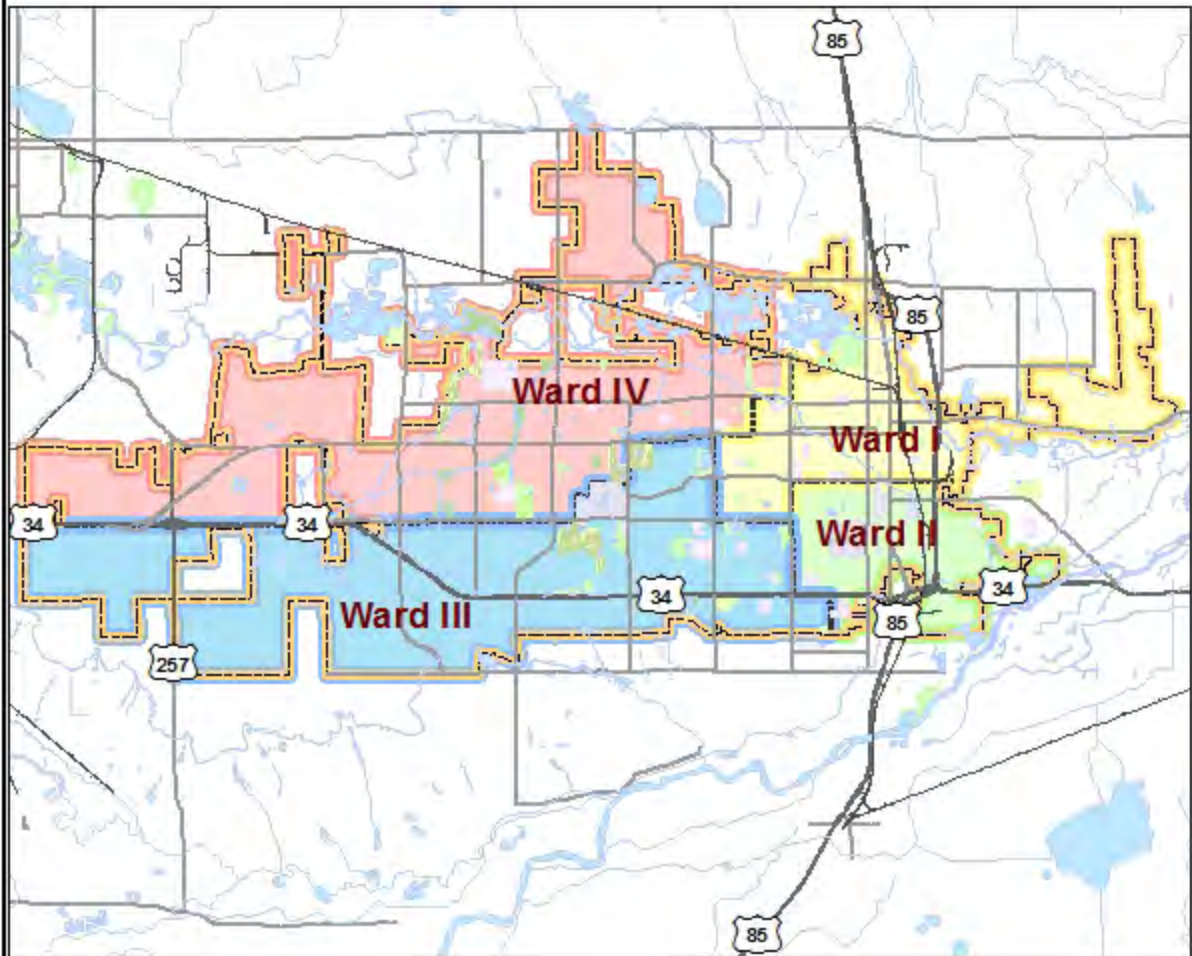
Impact on Operating Budget:

None



Capital Improvement Projects 2014

Project #: Citywide



Project Summary

Project Number:	2162	Budget Year:	2015
Project Title:	Milton Seaman Outlet Works Evaluation	Council Priority:	Infrastructure & Growth- Environmental Infrastr'r
Division:	Treatment and Supply	Budget Status:	Data Entry
Project Type:	Water Replacement Supply	Regions:	
Year Identified:	2014	Location:	Milton Seaman Reservoir
Fund:	406 - Water Capital Replacement	Project Manager:	
Budget Unit #:		Project Status	Funded

Description:

An engineering evaluation of alternatives to replace the original reservoir outlet gates.

Discussion of Progress:

Planning

Justification:

The original gates have withstood over 60 years of submergence in an anarobic condition. The cast iron gate leaf seal channels have corroded and eroded to the point of compromising the brass seals allowing water to leak past the gates. This water is lost and can not be credited to our account. The condition will continue to deteriorate jeopardizing drought storage.

Revenue Detail:

None

GL Account	Description	2015	2016	2017	2018	2019
Expense						
8206	Design Fees	40,000	0	0	0	0
8229	Professional Services	5,000	0	0	0	0
8232	Project Management	2,000	0	0	0	0
	Total Expense	47,000	0	0	0	0

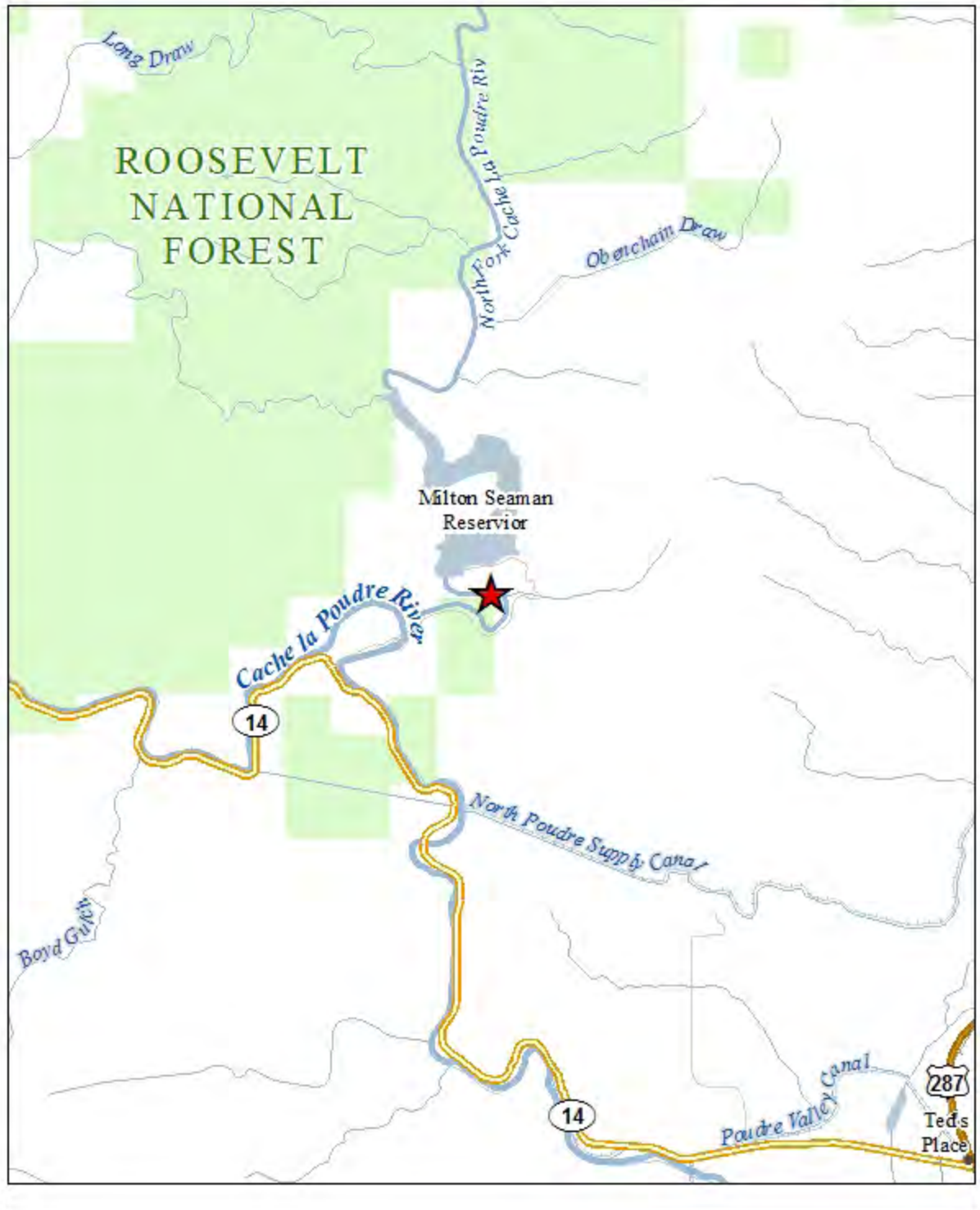
Impact on Operating Budget:

None



Capital Improvement Projects 2014

Project #: 2162



Project Summary

Project Number:	2165	Budget Year:	2015
Project Title:	Transmission Line Customers Re-Route	Council Priority:	Infrastructure & Growth- Environmental Infrast'r
Division:	Transmission/Distribution	Budget Status:	Data Entry
Project Type:	Water Replacement Transmission & Distribution	Regions:	
Year Identified:	2014	Location:	Along the Bellvue Transmission Line
Fund:	406 - Water Capital Replacement	Project Manager:	
Budget Unit #:		Project Status	Funded

Description:

The city has a number of water customers who are connected along the Bellvue Transmission Line. This project would remove them from Greeley's water system and connect them to other water providers in their area.

Discussion of Progress:

New project

Justification:

During development of the Bellvue Transmission system many years ago, it appears the easement cost was exchanged for connection to the transmission lines. This plan made sense when developed but as the system grew and demands increased in Greeley the operation of the system is greatly influenced by these customer connections. In winter months the system has limitations on how staff can operate without eliminating service to these transmission line customers. To remove customers it is likely that Greeley will need to buy connections to other water providers in the area and build needed infrastructure to eliminate the connection to the Greeley Bellvue Transmission system. A planning program is proposed in 2015 with customer removal in the following years.

Revenue Detail:

There would be a very small decrease in revenue, but the benefit of not having to serve customers outside Greeley's water service area would outweigh the minimal lost revenue.

GL Account	Description	2015	2016	2017	2018	2019
Expense						
8202	Construction	0	975,000	975,000	975,000	0
8229	Professional Services	50,000	0	0	0	0
8232	Project Management	0	25,000	25,000	25,000	0
	Total Expense	50,000	1,000,000	1,000,000	1,000,000	0

Impact on Operating Budget:

None



Capital Improvement Projects 2014

Project #: 2165





2015-2019 Five Year Plan

Water Rights Acquisition - Fund 407

	2013 Actual	2014 Revised Budget	2015	2016	2017	2018	2019	TOTAL 2015-2019
Beginning Available Cash Balance	\$ 13,301,052	\$ 11,706,346	\$ 10,620,346	\$ 2,943,246	\$ (1,129,851)	\$ 5,649,176	\$ (1,146,099)	
Revenue								
53** - Water Rates	-	-	-	-	-	-	-	-
5328 - Raw Water Surcharge	129,647	120,000	120,000	120,000	123,600	127,308	131,127	622,035
5345 - Surplus Water Rental	80,500	120,000	120,000	120,000	123,600	127,308	131,127	622,035
5346 - Raw Water Sales	1,181,588	2,400,000	125,000	125,000	226,827	578,409	589,978	1,645,214
5348 - Augmentation Water Rental	1,000	-	-	-	-	-	-	-
5616 - Interest On Investments	-	20,000	17,900	5,000	10,000	11,700	2,300	46,900
5631 - Rents from Land	77,362	-	-	-	-	-	-	-
5636 - Royalties	80,111	-	70,000	70,000	70,000	70,000	70,000	350,000
5801 - Sale of Fixed Assets	-	-	-	1,911,903	2,500,000	-	-	4,411,903
5902 - Bond Proceeds	-	-	-	-	11,000,000	-	-	11,000,000
6404 - Water	-	-	-	-	-	-	-	-
6406 - Water Cap Replacement	-	3,000,000	-	1,000,000	-	-	4,000,000	5,000,000
Total Revenue	\$ 1,550,208	\$ 5,660,000	\$ 452,900	\$ 3,351,903	\$ 14,054,027	\$ 914,725	\$ 4,924,532	\$ 23,698,087
Expenditures								
AUTO - 357 - Fund 407 Expenditures (2004 Water Bond Issue)	-	-	-	-	-	-	-	-
AUTO - 427 - Fund 407 Expenditures (Transfer from Water Fund)	-	-	-	-	-	-	-	-
Miscellaneous	-	-	-	-	-	-	-	-
2 581 - Water Acquisition Phase II	2,234,021	5,000,000	6,550,000	6,550,000	6,550,000	6,550,000	6,550,000	32,750,000
4 584 - Lower Equalizer	-	-	300,000	-	-	-	-	300,000
6 588 - Water Supply & Storage Change Case	66,931	241,000	100,000	-	-	-	-	100,000
8 842 - Development of Parcel B, Poudre Ponds	510,931	473,000	375,000	375,000	375,000	375,000	375,000	1,875,000
10 884- Greeley Irrigation Company Change	26,466	150,000	150,000	150,000	-	-	-	300,000
12 1065 - Overland Trail	306,565	882,000	255,000	-	-	785,000	-	1,040,000
14 2163 - Leprino Produced Water Claim	-	-	200,000	150,000	150,000	-	-	500,000
16 2164 - Larimer and Weld Companies Change Case	-	-	200,000	200,000	200,000	-	-	600,000
Total Expenditures	\$ 3,144,914	\$ 6,746,000	\$ 8,130,000	\$ 7,425,000	\$ 7,275,000	\$ 7,710,000	\$ 6,925,000	37,465,000
Ending Available Cash Balance	\$ 11,706,346	\$ 10,620,346	\$ 2,943,246	\$ (1,129,851)	\$ 5,649,176	\$ (1,146,099)	\$ (3,146,567)	

Project Summary

Project Number:	581	Budget Year:	2015
Project Title:	Water Acquisition Phase II	Council Priority:	Infrastructure & Growth- Environmental Infrastr'r
Division:	Water Capital Improvement	Budget Status:	Data Entry
Project Type:	Water Rights Acquisition	Regions:	5- Outside City
Year Identified:	2012	Location:	City wide
Fund:	407 - Water Rights Acquisition	Project Manager:	
Budget Unit #:	4070088088950000	Project Status	Funded

Description:

Greeley needs additional water supplies for growth. Water Acquisition Phase II is acquisition of 10,000 acre-feet of agricultural water supplies. An enlarged Seaman Reservoir would expand these supplies by another 6,600 acre-feet. Greeley also needs gravel pit storage on the lower Poudre and Big Thompson Rivers to capture reusable effluent in order to extend water supplies. It is estimated that \$90 million is necessary to purchase this water.

Discussion of Progress:

Ongoing budget, reducing budget to reflect the realities of the water rights market.

Justification:

The Water Master Plan intended for the City to develop a \$36 million Future Water Account (FWA) and to generally identify the water supplies needed for acquiring 6,000 acre-feet of potable firm yield. Supplies identified as being the best fit for the Greeley water system are selling to other utilities at a rate such that when Greeley can generate funds from the CIL they may no longer be available for purchase. Therefore, if the City is going to secure water for its future growth, an active acquisition program should be implemented.

Revenue Detail:

The water fund receives varying amounts of revenue by renting the water supplies back to agriculture. The revenue amount varies year to year depending on water availability.

GL Account	Description	2015	2016	2017	2018	2019
Expense						
8212	Land/Building Cost/Demo	6,500,000	6,500,000	6,500,000	6,500,000	6,500,000
8229	Professional Services	50,000	50,000	50,000	50,000	50,000
	Total Expense	6,550,000	6,550,000	6,550,000	6,550,000	6,550,000

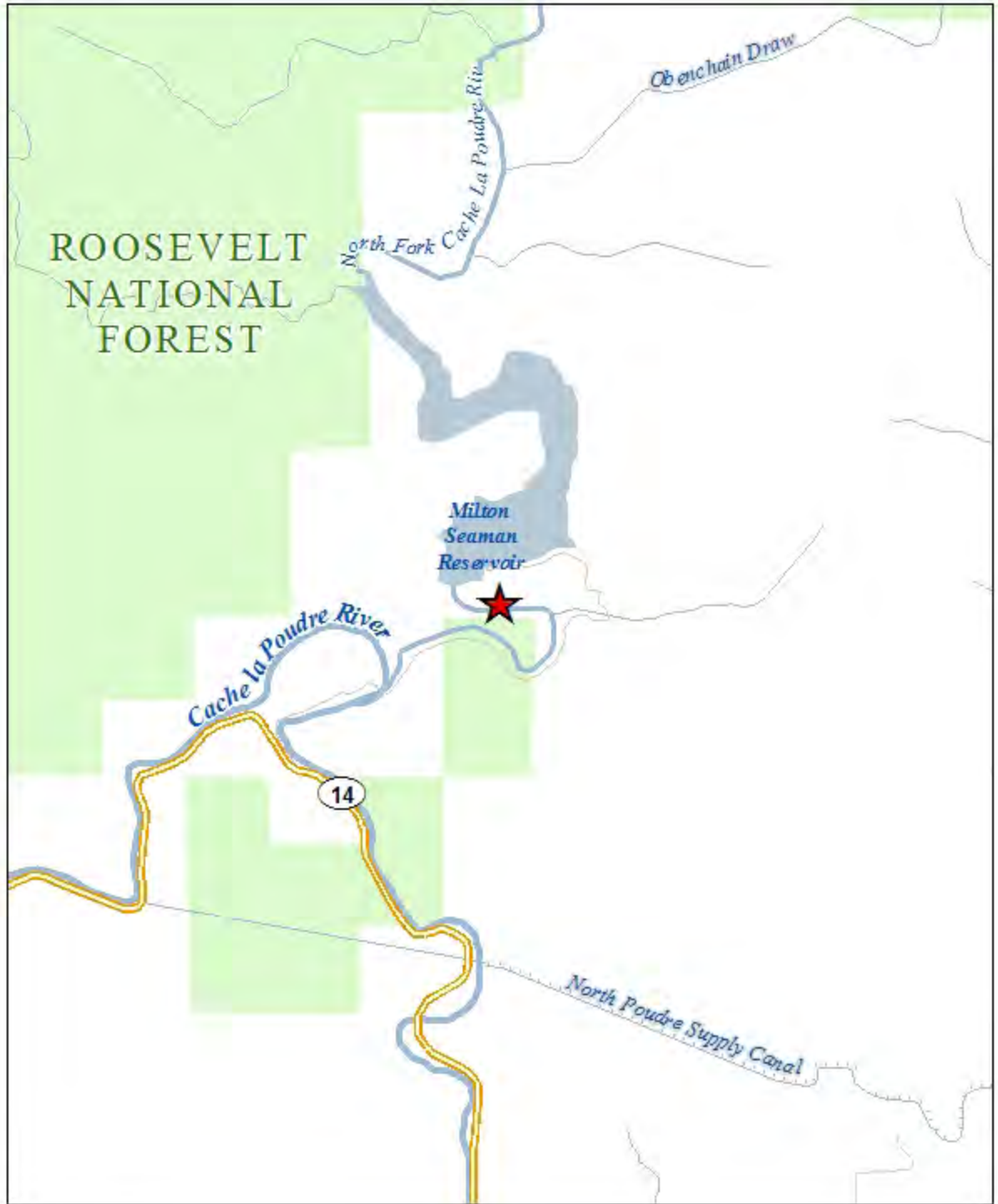
Impact on Operating Budget:

Water assessment fees increase when the city buys additional shares of ditch company water. The cost varies by the water right acquired.



Capital Improvement Projects 2014

Project #: 581



Project Summary

Project Number:	584	Budget Year:	2015
Project Title:	Lower Equalizer	Council Priority:	Infrastructure & Growth- Environmental Infrastr'r
Division:	Water Capital Improvement	Budget Status:	Data Entry
Project Type:	Water Rights Acquisition	Regions:	5- Outside City
Year Identified:	2012	Location:	Greeley Loveland Irrigation Company land
Fund:	407 - Water Rights Acquisition	Project Manager:	
Budget Unit #:	4070088088910000	Project Status	Funded

Description:

This phase of the Lower Equalizer project will secure options to purchase existing or potential gravel pits in the Big Thompson drainage. The Lower Equalizer Project will exchange reusable wastewater effluent down the Poudre River, into the South Platte River and back up the Big Thompson River to be stored, along with junior water storage rights, in proposed reservoirs in the Big Thompson and Poudre River Basins. Water could also be stored in the Lower Equalizer Ponds from the Greeley Loveland Irrigation Company ditch. Stored water could be pumped back to the GLIC system for non-potable irrigation, or released to provide support for non-potable irrigation, exchanges, and augmentation. These are long-term projects. Studies have shown the necessary storage could range up to 2,700 ac/ft and cost from \$6,000 to \$8,000 per acre foot, when complete with inlet and outlet works. These costs have not been included on the worksheet.

Discussion of Progress:

Greeley Loveland Irrigation Company is designing

Justification:

Project is adding raw water storage capacity as specified in the Water Master Plan

Revenue Detail:

None

GL Account	Description	2015	2016	2017	2018	2019
Expense						
8212	Land/Building Cost/Demo	250,000	0	0	0	0
8229	Professional Services	50,000	0	0	0	0
	Total Expense	300,000	0	0	0	0

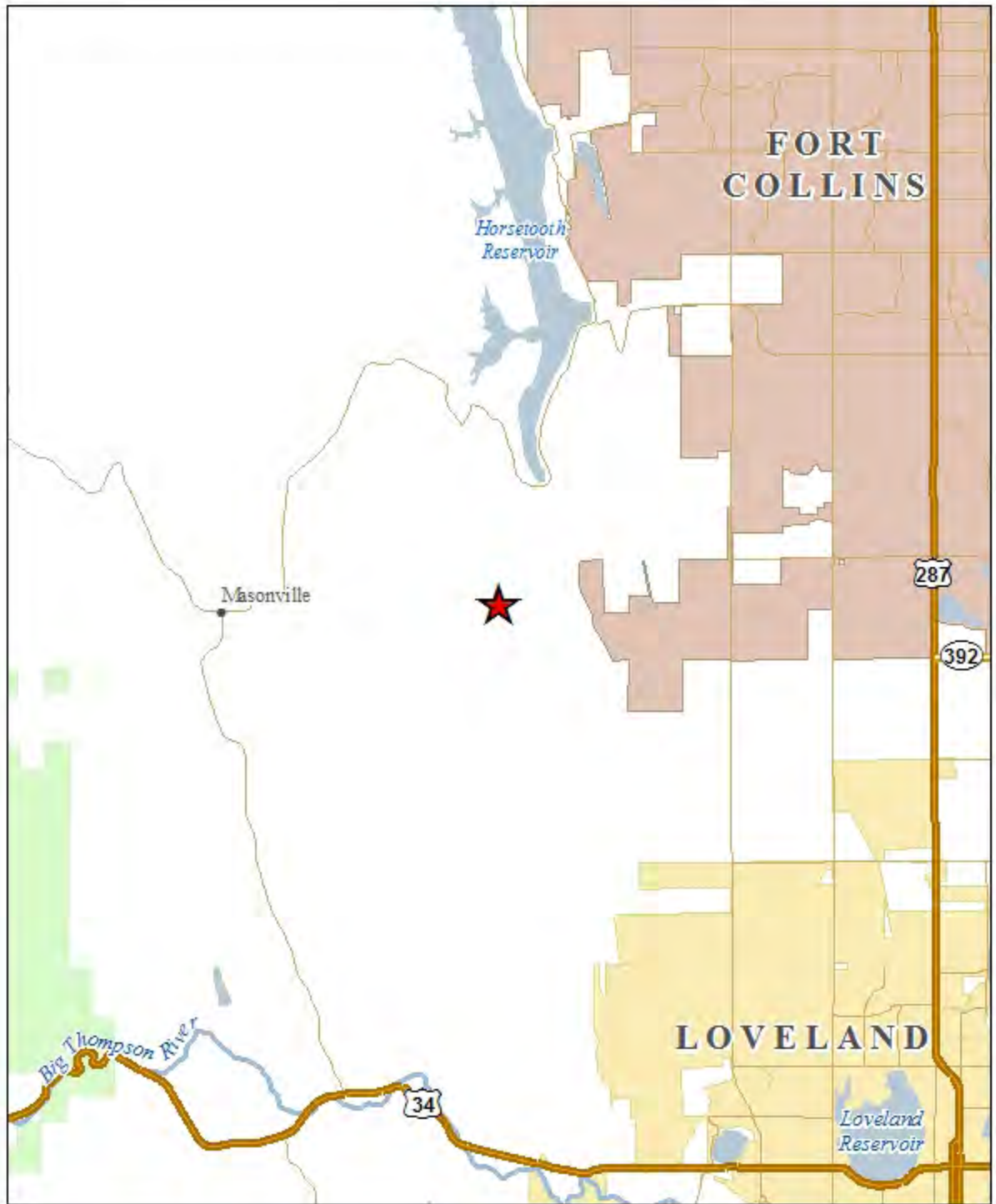
Impact on Operating Budget:

None



Capital Improvement Projects 2014

Project #: 584



Project Summary

Project Number:	588	Budget Year:	2015
Project Title:	Water Supply & Storage Change Case	Council Priority:	Infrastructure & Growth- Environmental Infrast'r
Division:	Water Capital Improvement	Budget Status:	Data Entry
Project Type:	Water Rights Acquisition	Regions:	5- Outside City
Year Identified:	2012	Location:	City wide
Fund:	407 - Water Rights Acquisition	Project Manager:	
Budget Unit #:	4070088088940000	Project Status	Funded

Description:

This water court case involves the transfer of 22.5 shares of Water Supply and Storage Company shares from irrigation use to municipal use. Once shares are acquired in the Water Acquisition Program Phase I and II, they must be taken through water court in order to be available for municipal use.

Discussion of Progress:

Justification:

These irrigation water rights cannot be used within Greeley's municipal system until they are changed in Water Court for municipal use. The firm yield of these shares is over 1350 acre-feet and is valued at over \$10,000,000. The City has settled with several of the objectors in the case and is actively working to settle with the remaining objectors. However, staff believes it is important and the Water and Sewer Board is supportive not to capitulate on several key items in the proposed decree. Presently the case is before the Water Referee. In the near future, the case may be rereferred to the Water Judge. Once this is done, the City will have strict deadlines according to the Case Management Order. Primary costs associated with resolution of the case will be associated with engineering and legal services to pursue stipulation and/or prepare for trial.

Revenue Detail:

None

GL Account	Description	2015	2016	2017	2018	2019
Expense						
8229	Professional Services	100,000	0	0	0	0
	Total Expense	100,000	0	0	0	0

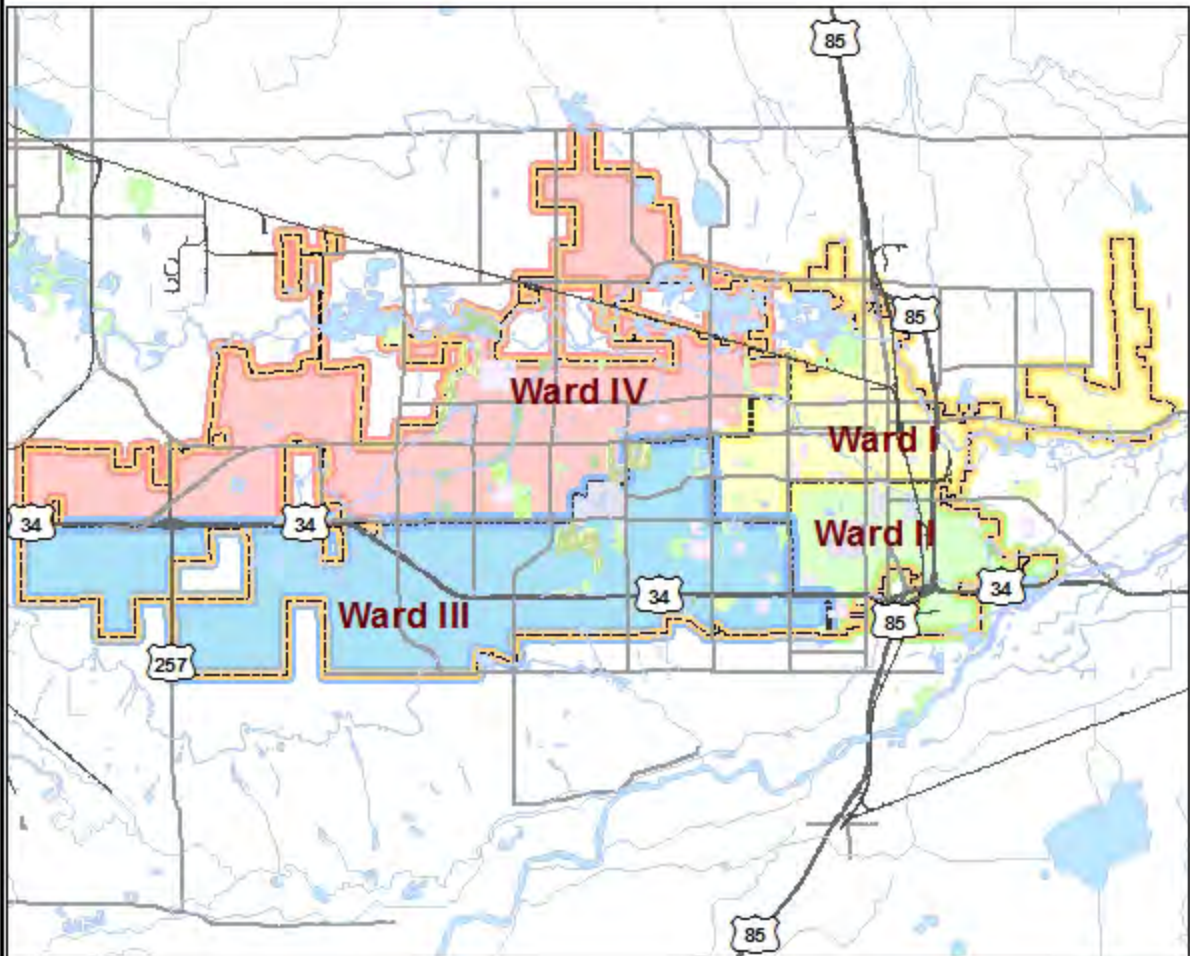
Impact on Operating Budget:

None



Capital Improvement Projects 2014

Project #: Citywide



Project Summary

Project Number:	842	Budget Year:	2015
Project Title:	Development of Parcel B, Poudre Ponds	Council Priority:	Infrastructure & Growth- Environmental Infrastr'r
Division:	Water Capital Improvement	Budget Status:	Data Entry
Project Type:	Water Rights Acquisition	Regions:	5- Outside City
Year Identified:	2012	Location:	35th Ave, north of F Street
Fund:	407 - Water Rights Acquisition	Project Manager:	
Budget Unit #:	4070088088960000	Project Status	Funded

Description:

This is an expansion of gravel pit storage on the Lower Poudre River. In 2011, Greeley exercised an option to purchase partially mined land located south and east of the existing Poudre Ponds. Greeley has a long-term mining and excavation contract with Hall-Irwin to create a lined-gravel pit to the south of Poudre Ponds and to backfill existing ponds which may eventually become artificial wetlands. The City pays for dewatering and reclamation.

Discussion of Progress:

Mining is ongoing

Justification:

This land purchase will allow Greeley to increase its augmentation storage and recreational opportunities at the Poudre Ponds site. Storage provides water required for augmentation and return flow obligations, as required by water court decrees and existing contractual obligations.

Revenue Detail:

The water fund receives approximately \$70,000 in royalty revenue each year that mining occurs on the site.

GL Account	Description	2015	2016	2017	2018	2019
Revenue						
5636	Royalties	70,000	70,000	70,000	70,000	70,000
	Total Revenue	70,000	70,000	70,000	70,000	70,000
Expense						
8202	Construction	342,000	342,000	342,000	342,000	342,000
8232	Project Management	33,000	33,000	33,000	33,000	33,000
	Total Expense	375,000	375,000	375,000	375,000	375,000
	Net Total	(305,000)	(305,000)	(305,000)	(305,000)	(305,000)

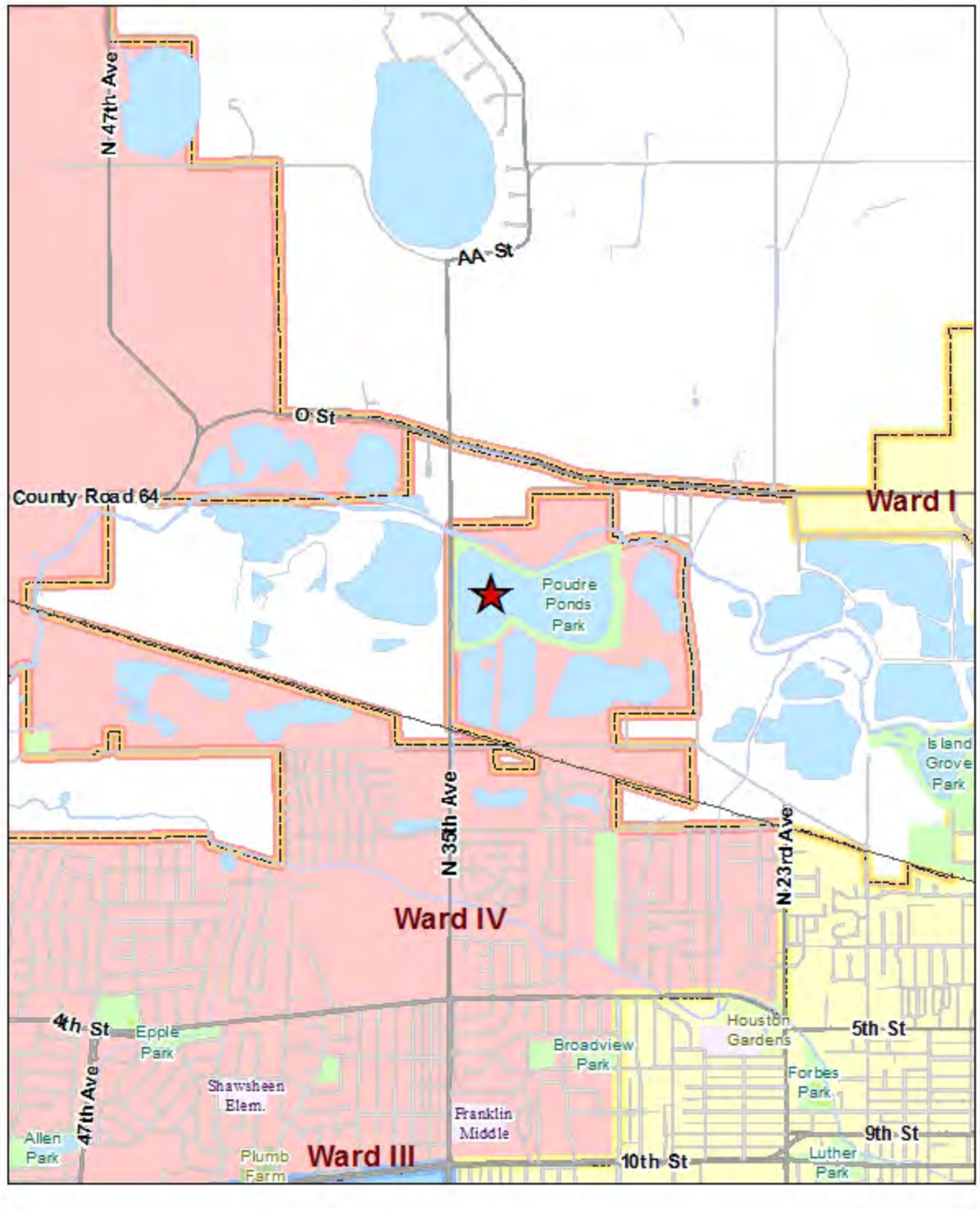
Impact on Operating Budget:

None



Capital Improvement Projects 2014

Project #: 842



Project Summary

Project Number:	884	Budget Year:	2015
Project Title:	Greeley Irrigation Company Change	Council Priority:	Infrastructure & Growth- Environmental Infrastr'r
Division:	Water Capital Improvement	Budget Status:	Data Entry
Project Type:	Water Rights Acquisition	Regions:	0 - Multiple Wards
Year Identified:	2012	Location:	City wide
Fund:	407 - Water Rights Acquisition	Project Manager:	
Budget Unit #:	4070088088970000	Project Status	Funded

Description:

This water court case involves the transfer of 77.8 unchanged Greeley Irrigation Company shares from irrigation use to municipal use. Once shares are acquired in the Water Acquisition Program Phase I and II, they must be taken through water court in order to be available for municipal use.

Discussion of Progress:

Justification:

Ditch shares can only be used for municipal uses including augmentation and replacing return flows if they have been changed in court.

Revenue Detail:

None

GL Account	Description	2015	2016	2017	2018	2019
Expense						
8229	Professional Services	150,000	150,000	0	0	0
	Total Expense	150,000	150,000	0	0	0

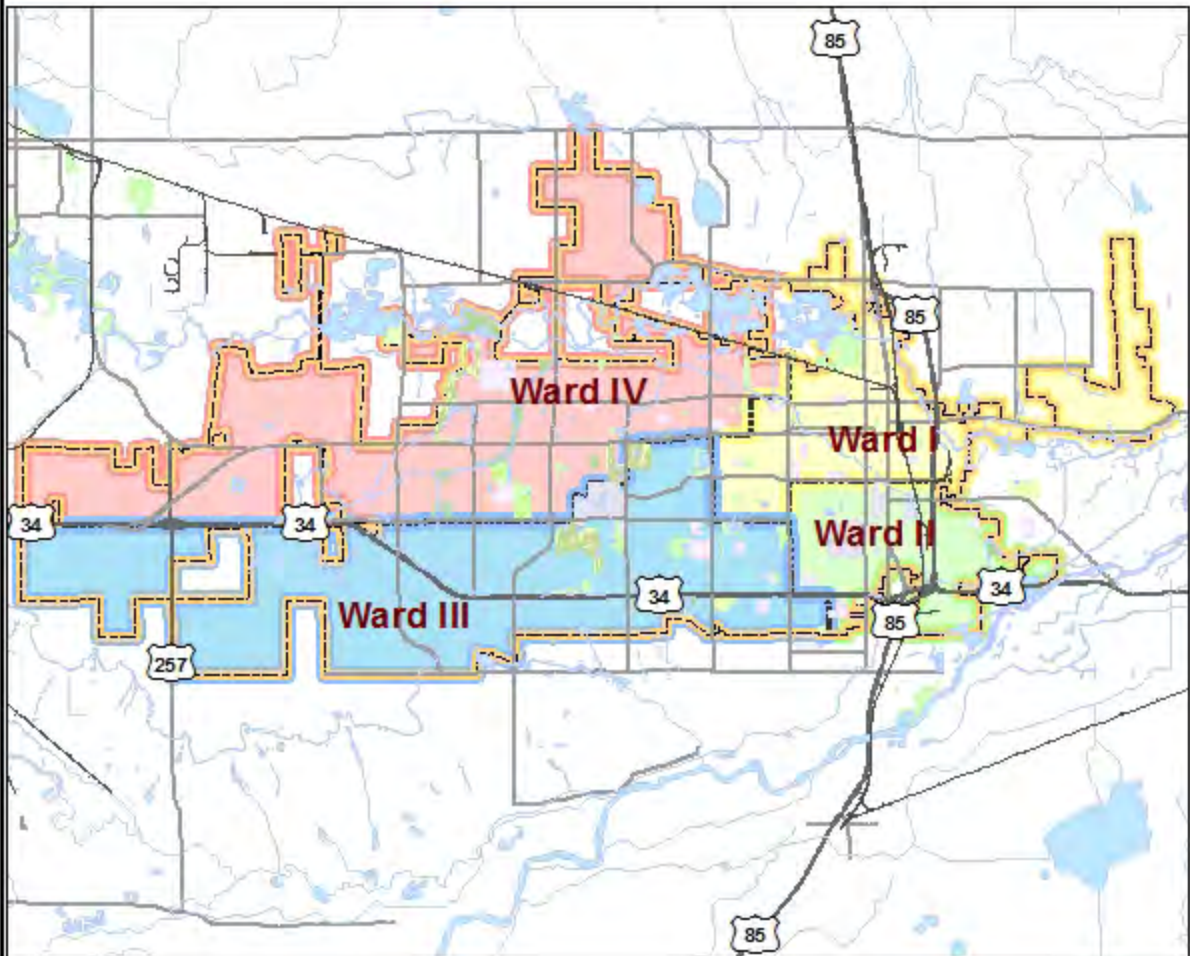
Impact on Operating Budget:

None



Capital Improvement Projects 2014

Project #: Citywide



Project Summary

Project Number:	1065	Budget Year:	2015
Project Title:	Overland Trail	Council Priority:	Infrastructure & Growth- Environmental Infrastr'r
Division:	Water Capital Improvement	Budget Status:	Data Entry
Project Type:	Water Rights Acquisition	Regions:	5- Outside City
Year Identified:	2012	Location:	Northwest of Fort Collins
Fund:	407 - Water Rights Acquisition	Project Manager:	
Budget Unit #:	4070088088920000	Project Status	Funded

Description:

The Overland Trail Gravel Pits are located NW of Fort Collins. Greeley and the Tri-Districts purchased half of the gravel pits from Lafarge in 2004. The other half were owned by individual land owners; Greeley and Tri-Districts are purchasing these pits as they are mined out and lined. Ultimately, Greeley's storage will be 2,343 acre-feet. The pits will be used to store potable supplies for the Bellvue filter plant and to meet return flows required by ditch company acquisition. The costs shown are Greeley's portion to be paid to the Tri-Districts which are creating the storage.

Discussion of Progress:

See description for progress to date

Justification:

The Water Master Plan intends for the City to develop high quality supplies in the Poudre basin to meet water supply needs prior to the expansion of the Milton Seaman reservoir. The desirable options include building small projects such as the Overland Trail to maximize the value of existing water supplies and of purchased supplies in the future.

Revenue Detail:

None

GL Account	Description	2015	2016	2017	2018	2019
Expense						
8212	Land/Building Cost/Demo	220,000	0	0	750,000	0
8229	Professional Services	20,000	0	0	20,000	0
8232	Project Management	15,000	0	0	15,000	0
	Total Expense	255,000	0	0	785,000	0

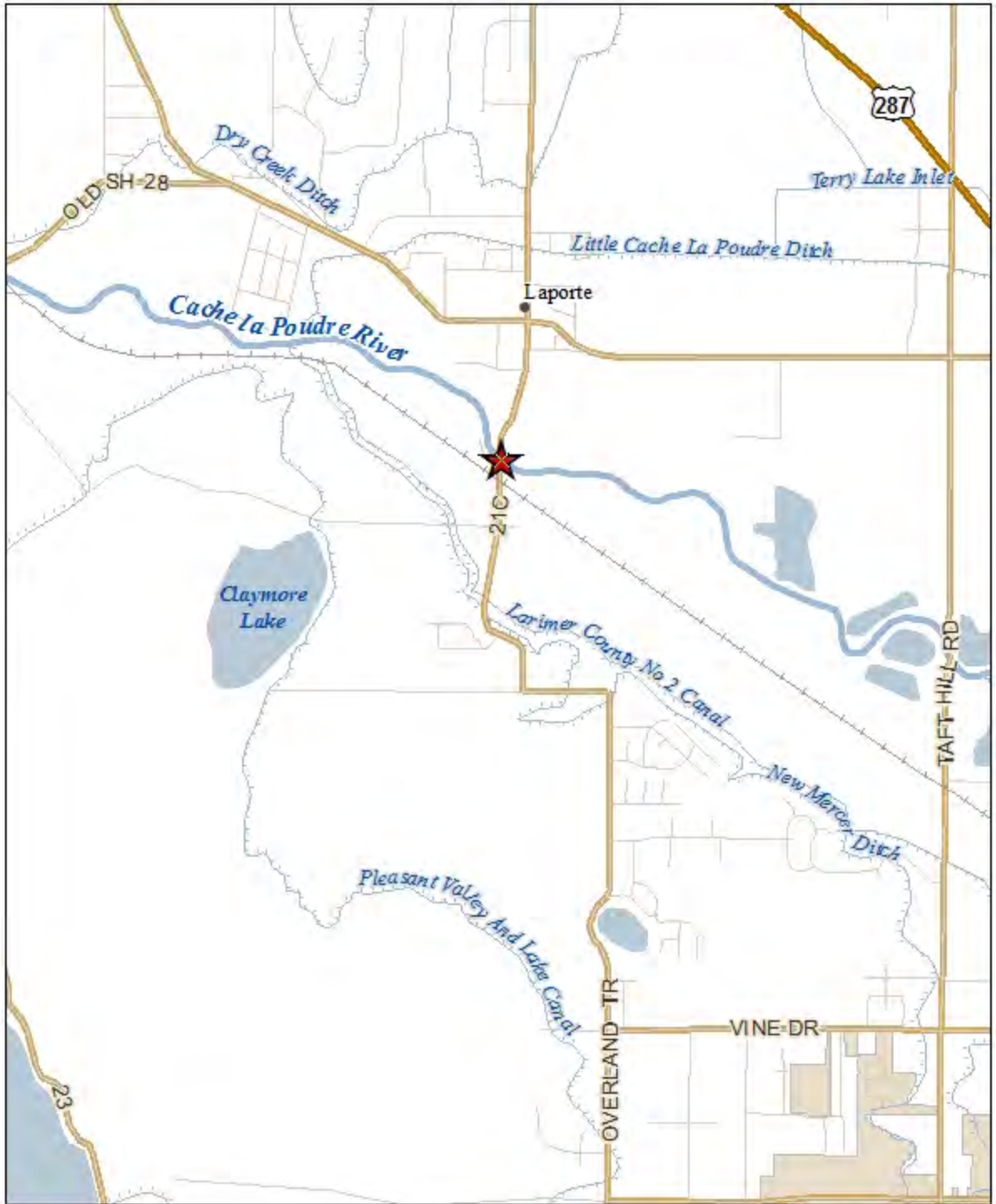
Impact on Operating Budget:

None



Capital Improvement Projects 2014

Project #: 1065



Project Summary

Project Number:	2163	Budget Year:	2015
Project Title:	Leprino Produced Water Claim	Council Priority:	Infrastructure & Growth- Environmental Infrastr'r
Division:	Treatment and Supply	Budget Status:	Data Entry
Project Type:	Water Rights Acquisition	Regions:	
Year Identified:	2014	Location:	City wide
Fund:	407 - Water Rights Acquisition	Project Manager:	
Budget Unit #:		Project Status	Funded

Description:

File water court application, complete engineering and obtain decree to claim credit for water produced as a result of cheese production process

Discussion of Progress:

Planning

Justification:

As a part of the contract to provide water to Leprino, Greeley is responsible for filing an application to claim the credit for water developed as a result of the production of cheese from milk.

Revenue Detail:

None

GL Account	Description	2015	2016	2017	2018	2019
Expense						
8229	Professional Services	200,000	150,000	150,000	0	0
	Total Expense	200,000	150,000	150,000	0	0

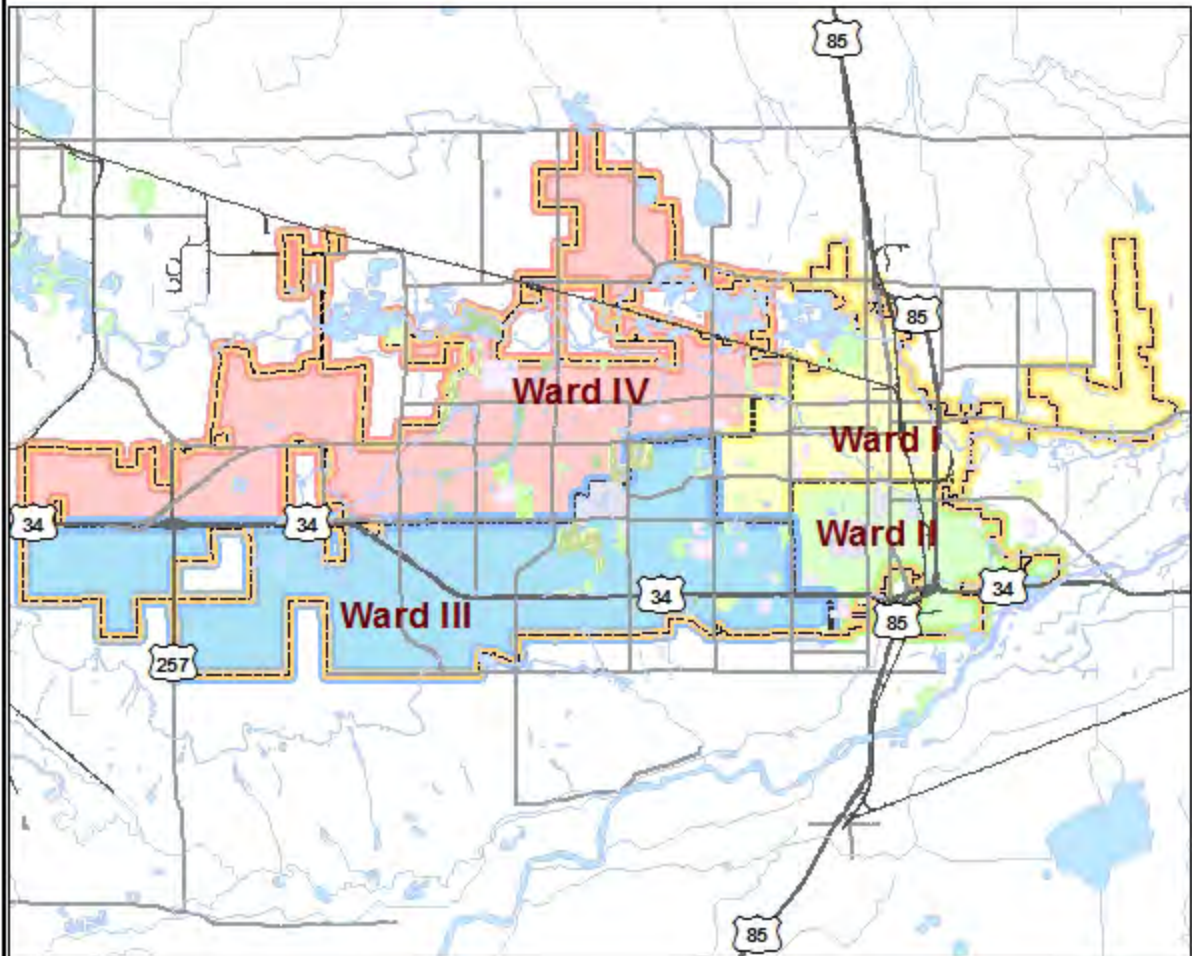
Impact on Operating Budget:

None



Capital Improvement Projects 2014

Project #: Citywide



Project Summary

Project Number:	2164	Budget Year:	2015
Project Title:	Larimer & Weld Companies Change Case	Council Priority:	Infrastructure & Growth- Environmental Infrast'r
Division:	Treatment and Supply	Budget Status:	Data Entry
Project Type:	Water Rights Acquisition	Regions:	
Year Identified:	2014	Location:	City wide
Fund:	407 - Water Rights Acquisition	Project Manager:	
Budget Unit #:		Project Status	Funded

Description:

File water court application, complete engineering and obtain decree for the change of use of unchanged Larimer and Weld Companies.

Discussion of Progress:

Planning

Justification:

Ditch and reservoir company shares can only be used for municipal uses including augmentation and replacing return flows if they have been changed in court.

Revenue Detail:

None

GL Account	Description	2015	2016	2017	2018	2019
Expense						
8229	Professional Services	200,000	200,000	200,000	0	0
Total Expense		200,000	200,000	200,000	0	0

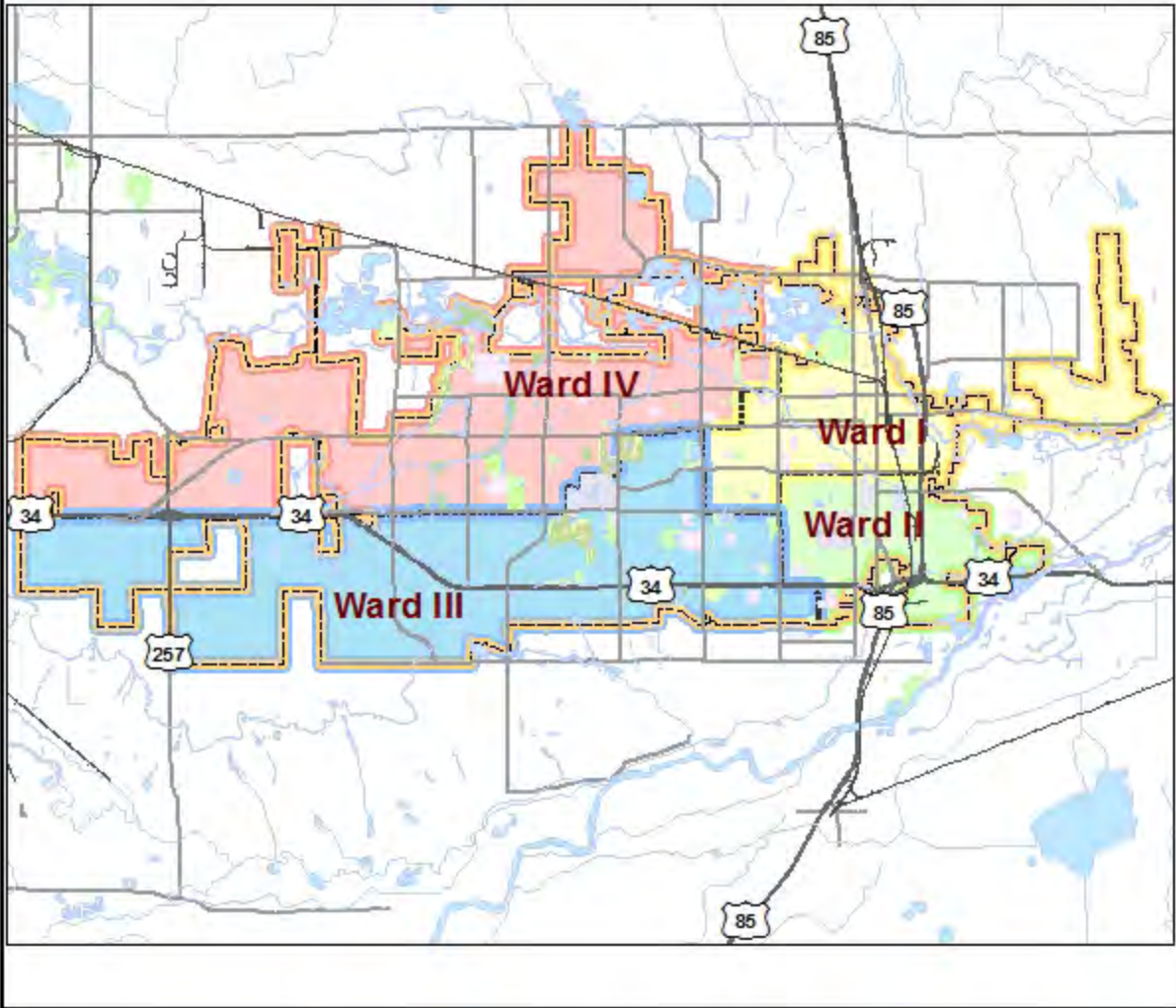
Impact on Operating Budget:

None



Capital Improvement Projects 2014

Project #: Citywide







FUND 412

STORMWATER CONSTRUCTION



2015-2019 Five Year Plan

Stormwater Construction - Fund 412

		2014 Revised							TOTAL
		2013 Actual	Budget	2015	2016	2017	2018	2019	2015-2019
Beginning Available Cash Balance		\$ (86,467)	\$ 339,174	\$ 281,384	\$ (24,275)	\$ 124,895	\$ 277,463	\$ 433,499	
Revenue									
4611 - Development Fees		161,510	170,000	173,400	176,868	180,405	184,013	187,694	902,381
6411 - Stormwater		2,175,809	1,862,726	2,316,232	812,329	2,603,121	1,212,189	2,189,665	9,133,536
Total Revenue		\$ 2,337,319	\$ 2,032,726	\$ 2,489,632	\$ 989,197	\$ 2,783,526	\$ 1,396,202	\$ 2,377,359	\$ 10,035,917
Expenditures									
Miscellaneous		-	220	-	-	-	-	-	-
AUTO - 358 - Fund 412 Expenditures (Transfer Out - General Fund)		-	110,972	115,411	120,027	124,828	129,822	135,014	625,102
35th Ave Regional Dentention		18,483	-	-	-	-	-	-	-
35 Av Detention Pond Phase II		918,651	-	-	-	-	-	-	-
295 - East 20th Street Drainage Improvements		-	300,000	-	-	-	-	-	-
770 - 19th Street & 10th Ave Water Quality Vault		-	200,000	-	-	-	-	-	-
775 - 21st Ave @ #3 Ditch Water Quality Vault		-	333,016	-	-	-	-	-	-
1015 - 6th Avenue Culvert		-	202,000	-	-	-	-	-	-
1018 - Eaton Draw Hydraulics Drainage Study		-	116,832	-	-	-	-	-	-
2013 - 35th Avenue Detention Pond Phase II		-	21,060	-	-	-	-	-	-
2015 - Gateway Estates #3 Drain		974,544	306,416	-	-	-	-	-	-
2130 - Sandcreek Flood Study		-	200,000	-	-	-	-	-	-
4	1017 - 27th Ave Storm Drain Improvements to Poudre River *	-	300,000	2,008,380	500,000	1,945,230	300,000	1,200,000	5,953,610
6	2250 - Sunrise Neighborhood Drainage Improvements	-	-	220,000	220,000	220,000	220,000	220,000	1,100,000
8	740 - 5th St @ Poudre River Water Quality Vault and 6th St-Poudre River Water Quality Vault	-	-	-	-	250,000	-	-	250,000
10	767 - 1st St at Poudre River Water Quality Pond	-	-	-	-	90,900	287,345	202,000	580,245
12	798 - 10th St and 2nd Ave Water Quality Pond	-	-	-	-	-	303,000	380,770	683,770
15	1021 - 2300 4th Avenue Drainage Improvements	-	-	151,500	-	-	-	-	151,500
18	1081 - Downtown Master Plan Update	-	-	300,000	-	-	-	-	300,000
Total Expenditures		\$ 1,911,678	\$ 2,090,516	\$ 2,795,291	\$ 840,027	\$ 2,630,958	\$ 1,240,167	\$ 2,137,784	\$ 9,644,227
Ending Available Cash Balance		\$ 339,174	\$ 281,384	\$ (24,275)	\$ 124,895	\$ 277,463	\$ 433,499	\$ 673,074	

*27th Ave Storm Drain Improvements to Poudre River will be an eight year project for a total cost of \$11 million

Priority Order	Future Projects	Future Total
1	2168 - Poudre River Flood Reduction Feasibility Study	150,000
2	831 - 10th Street Outfall - 14th Av to 2nd St	10,500,000
3	1028 - Downtown Drainage 15th St Outfall	22,549,260
4	1025 - 13th St Improvements South of Country Club West Detention Pond	544,390
5	1029 - Highland Park West Pond	536,815
6	1032 - Larson Ditch Improvements North of 4th St	180,992
7	1026 - 95th Avenue Culvert at Sheepdraw	201,394
8	1034 - Proposed 4th St Outfall	4,268,800

Priority

Order

Future Projects

Future Total

9	1033 - Northview Mini Storage Channel Improvements	80,295
10	1035 - Proposed 12th St Outfall	17,104,451
11	1022 - 16th St South of Bittersweet Park	358,752
12	1030 - Highway 34 Bypass 95th Ave Culvert	396,526
13	1031 - Highway 34 Bypass Culvert at Sheepdraw	755,278
14	1019 - 65th Ave/Highway 34 Drainage Improvements	648,770
15	1036 - Sheepdraw Regional Detention Facilities	4,040,808
16	1027 - "C" St Bridge at Sheepdraw	2,757,168
Total Future Projects		\$ 65,073,699

Project Summary

Project Number:	1017	Budget Year:	2015
Project Title:	27th Ave Storm Drain Improvements to Poudre River	Council Priority:	Infrastructure & Growth- Environmental Infrastr'r
Division:	Stormwater	Budget Status:	Data Entry
Project Type:	Stormwater Construction	Regions:	0 - Multiple Wards
Year Identified:	2012	Location:	26th Avenue from #3 Ditch to 5th Street
Fund:	412 - Stormwater Construction	Project Manager:	Bert Leautaud
Budget Unit #:	4120058558950000	Project Status	Funded

Description:

Design and construct new storm pipe lines along 27th Avenue, ranging in size from a 96" or equivalent from the No.3 Ditch to 6th Street; a 78" from 6th Street to 10th Street; and a 66" from 10th Street to 13th Street. Also rebuild the channel and slopes of the No.3 Ditch from the 28th Ave outfall location, about 600 linear feet down stream to the Clarkson Spill Structure. Additionally, channel work from the Clarkson Spill Structure at 4th Street to the Poudre River will also be investigated as flooding of homes has occurred along this stretch of the channel as well. The first phase of construction will occur over a six-year period due to the anticipated costs of the project being over \$11 million and not enough funding is generated by the Stormwater fund in a given year.

Discussion of Progress:

Phase I will construct 96" reinforced concrete pipe (RCP) at 5th St & #3 ditch while Phase II design is completed
 Phase II will construct 78" reinforced concrete pipe (RCP) at 26th Ave & #3 ditch while Phase III design is completed.
 Phase III will construct 66" reinforced concrete pipe (RCP) at 11th St. Rd. & #3 ditch while Phase IV design is completed.
 Phase IV will replace culverts at 16th St. & 27th Ave. with concrete box culverts while Phase V design is completed.
 Phase V will complete the project with grass lined swale, crossspan, grated collection gallery, & replacing piping between 16th and 19th St. and 25th and 29th Ave.

Justification:

These improvements were recommended in the 2011 COG Comprehensive Drainage Plan (Comp Plan). These improvements between 19th St and the No.3 Ditch and improvements to the Ditch channel are intended to alleviate flooding problems during storm events less than or equal to the 100-year storm. These improvements include the construction of a parallel storm drain pipeline next to the existing storm drain from 13th St north to the No.3 Ditch near 4th St. These new storm drain line improvements will not function to design capacity until new piping is constructed all the way from the No.3 Ditch to 19th St.

Revenue Detail:

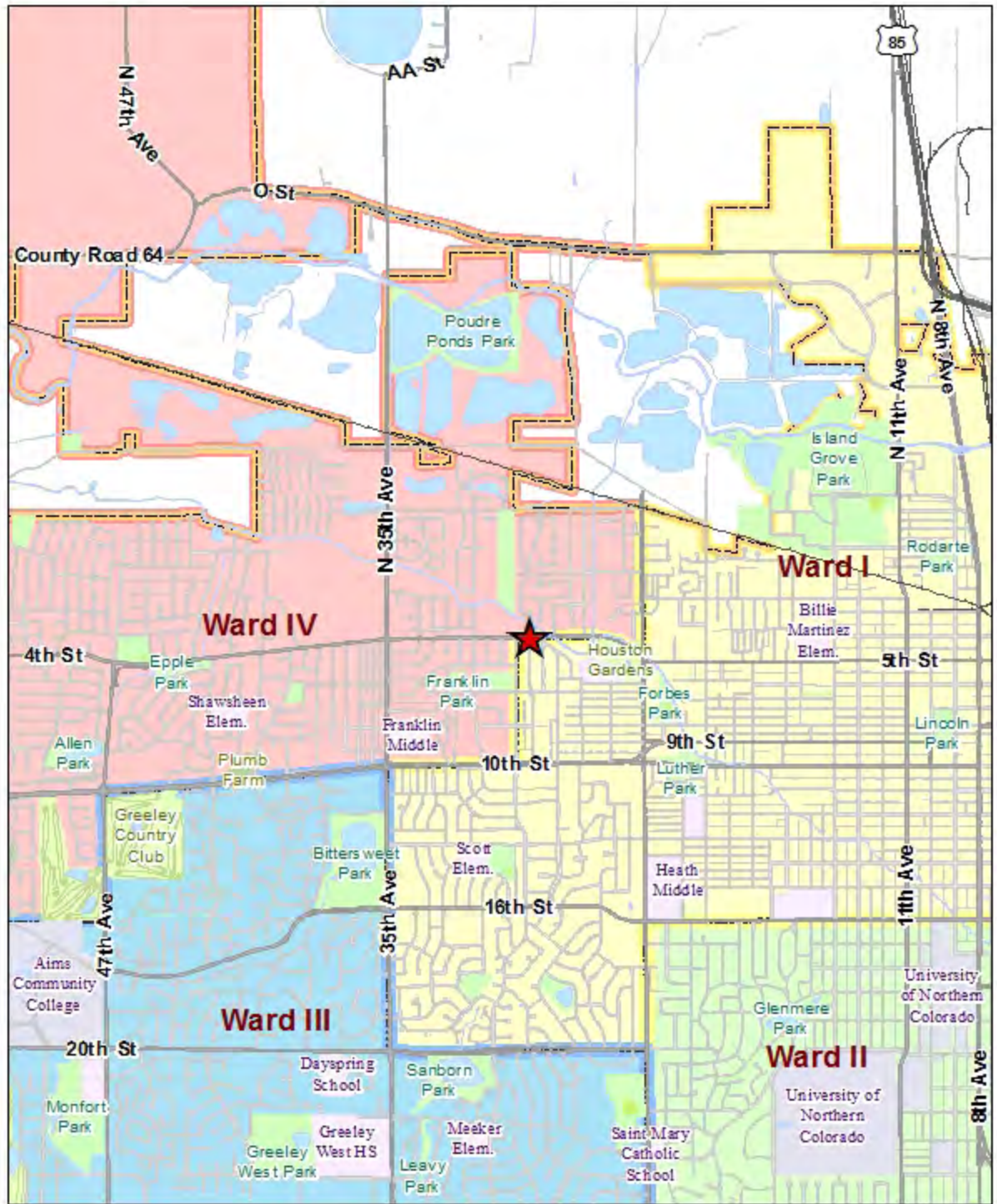
GL Account	Description	2015	2016	2017	2018	2019
Revenue						
6411	OT From Stormwater Fund	2,008,380	500,000	1,945,230	300,000	1,200,000
	Total Revenue	2,008,380	500,000	1,945,230	300,000	1,200,000
Expense						
8202	Construction	1,781,470	200,000	1,704,870	0	1,015,350
8206	Design Fees	0	259,530	0	259,530	0
8232	Project Management	194,500	33,000	205,000	33,000	157,770
8240	Testing And Inspection	15,000	4,500	17,000	4,500	15,000
9303	Public Art Fund	17,410	2,970	18,360	2,970	11,880
	Total Expense	2,008,380	500,000	1,945,230	300,000	1,200,000
	Net Total	0	0	0	0	0

Impact on Operating Budget:



Capital Improvement Projects 2014

Project #: 1017



Project Summary

Project Number:	2250	Budget Year:	2015
Project Title:	Sunrise Neighborhood Drainage Improvements	Council Priority:	Infrastructure & Growth- Environmental Infrastr'r
Division:	Stormwater Capital Improv	Budget Status:	Data Entry
Project Type:	Stormwater Construction	Regions:	1- 16 St North/35 Ave East
Year Identified:	2015	Location:	Sunrise Neighborhood
Fund:	412 - Stormwater Construction	Project Manager:	Matt Simpson
Budget Unit #:		Project Status	Funded

Description:

There are storm drains, inlets and culverts in the Sunrise Neighborhood. These improvements are located in the older parts of the city that are in need of repair, replacement or general improvements.

Discussion of Progress:

Justification:

Many older drainage facilities are too small to convey adequate quantities of storm water. Many of the older drainage facilities are worn out and/or no longer meet current design standards. These facilities are being replaced on an ongoing basis, as funding is available to do so.

Revenue Detail:

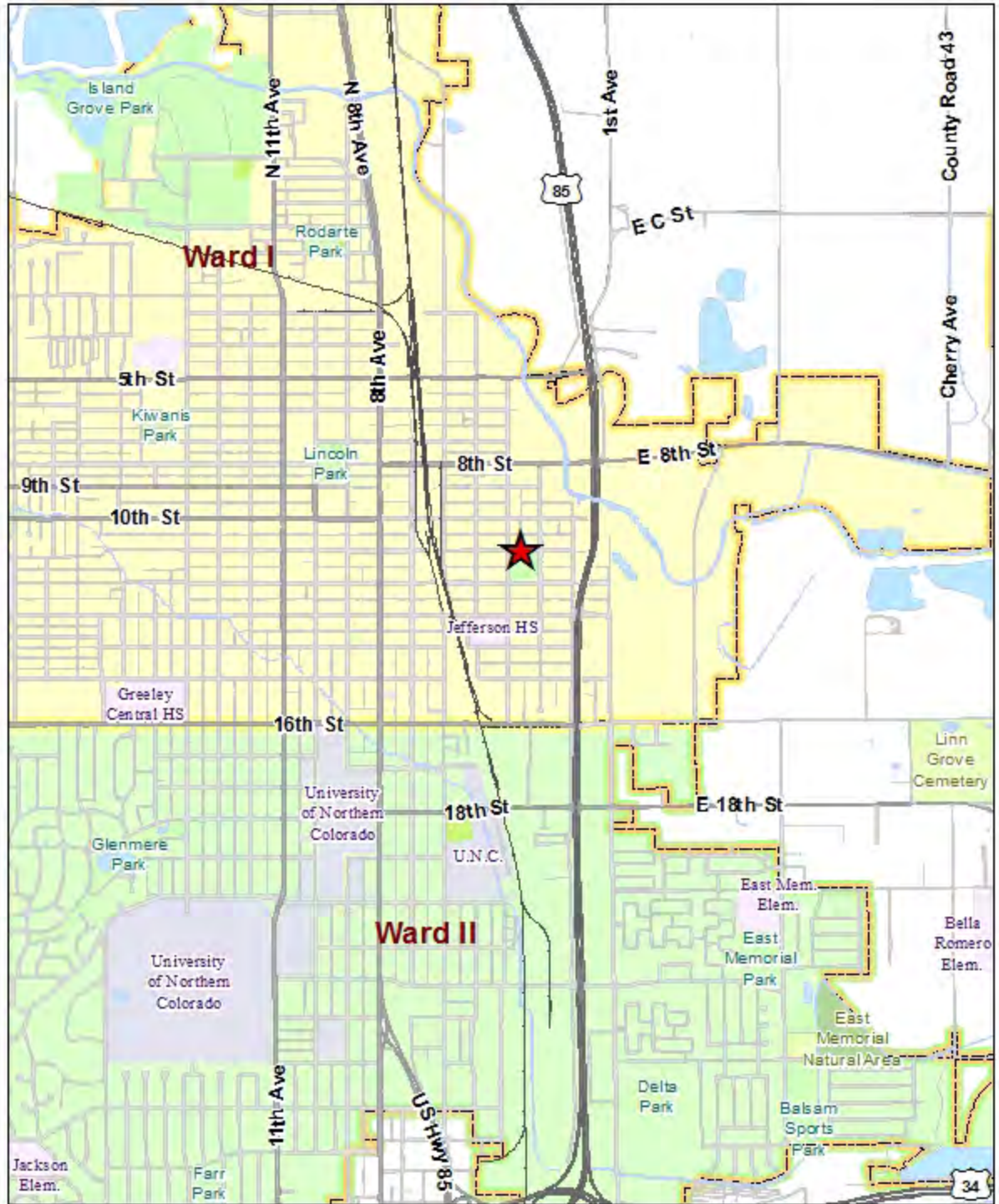
GL Account	Description	2015	2016	2017	2018	2019
Revenue						
4611	Development Fees	0	176,868	180,405	184,013	187,694
6411	OT From Stormwater Fund	220,000	43,132	39,595	35,987	32,306
	Total Revenue	220,000	220,000	220,000	220,000	220,000
Expense						
8202	Construction	217,800	217,800	217,800	217,800	217,800
9303	Public Art Fund	2,200	2,200	2,200	2,200	2,200
	Total Expense	220,000	220,000	220,000	220,000	220,000
	Net Total	0	0	0	0	0

Impact on Operating Budget:



Capital Improvement Projects 2014

Project #: 2250



Project Summary

Project Number:	740	Budget Year:	2015
Project Title:	5th St @ Poudre River Water Quality Vault & 6th St & Poudre River WQV	Council Priority:	Infrastructure & Growth- Environmental Infrast'r
Division:	Stormwater	Budget Status:	Data Entry
Project Type:	Stormwater Construction	Regions:	1- 16 St North/35 Ave East
Year Identified:	2012	Location:	From 8th Avenue to the Poudre River along 5th Street.
Fund:	412 - Stormwater Construction	Project Manager:	Linda Hood
Budget Unit #:		Project Status	Funded

Description:

The 5th Street line collects stormwater along 5th Street from 8th Avenue to the Poudre River where it dumps in to the river at the 5th Street bridge. There are two stormwater lines at the bridge, one line on the north and one on the south side of the bridge. This project will install a water quality vault on the southerly line with a possibility of treating the northerly line as well. The vault will remove floatables, sediment and oils from lower flows where more of these pollutants are found.

Discussion of Progress:

Justification:

Throughout the Downtown and North Greeley Basins there are numerous storm drains that outfall to either the Poudre River or the #3 Ditch. These storm drains pick up runoff from very highly urbanized areas that presently drain directly to the river or the #3 Ditch. The extended detention ponds and treatment vaults are intended to remove many of the floatable, settleable solids and petroleum products prior to discharge to the river or the #3 Ditch. This project is one of a list of recommended locations for water quality vaults on the most recent City drainage study performed by Anderson Consulting Engineers.

Revenue Detail:

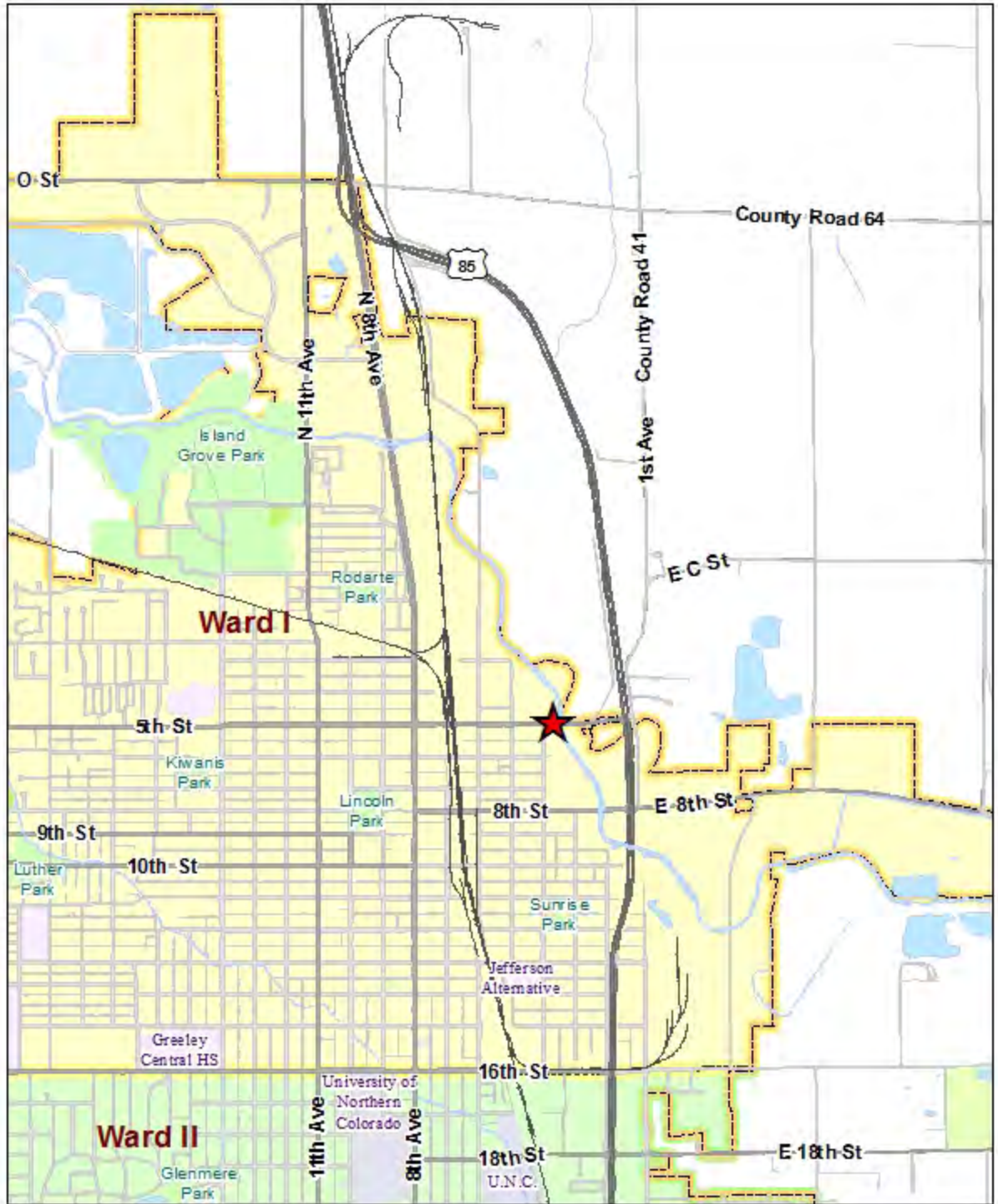
GL Account	Description	2015	2016	2017	2018	2019
Revenue						
6411	OT From Stormwater Fund	0	0	250,000	0	0
	Total Revenue	0	0	250,000	0	0
Expense						
8202	Construction	0	0	192,335	0	0
8214	Legal Publications	0	0	155	0	0
8216	Miscellaneous	0	0	4,140	0	0
8228	Printing, Copying	0	0	50	0	0
8229	Professional Services	0	0	520	0	0
8232	Project Management	0	0	45,125	0	0
8236	Soils Investigation	0	0	1,035	0	0
8240	Testing And Inspection	0	0	4,140	0	0
9303	Public Art Fund	0	0	2,500	0	0
	Total Expense	0	0	250,000	0	0
	Net Total	0	0	0	0	0

Impact on Operating Budget:



Capital Improvement Projects 2014

Project #: 740



Project Summary

Project Number:	767	Budget Year:	2015
Project Title:	1st St @ Poudre River Water Quality Pond	Council Priority:	Infrastructure & Growth- Environmental Infrastr'r
Division:	Stormwater	Budget Status:	Data Entry
Project Type:	Stormwater Construction	Regions:	1- 16 St North/35 Ave East
Year Identified:	2012	Location:	1st Street @ Poudre River
Fund:	412 - Stormwater Construction	Project Manager:	Bert Leautaud
Budget Unit #:		Project Status	Funded

Description:

Some areas of the city, especially the Downtown and North Greeley Basin currently lack any major water quality facilities for storm water prior to release into the Poudre River or the No.3 Ditch. This project will add a planned new storm water quality pond at 1st Street and the Poudre River. This new water quality pond will provide water quality to storm water flows from the 1st Street outfall line which drains a portion of the Downtown Basin in north Greeley. The new pond will discharge to the Poudre River, but is not a detention facility. This natural water quality feature will reduce nitrogen and phosphorus in runoff that causes impacts to the stream and river system as well as remove sediment and oils.

Discussion of Progress:

Justification:

Throughout the Downtown and North Greeley Basin there are numerous storm drains that outfall to either the Poudre River or the No.3 Ditch. These storm drains pick up runoff from very highly urbanized areas that presently drain directly to the river or No.3 Ditch. The extended detention ponds and treatment vaults are intended to remove many of the floatable, settleable solids and petroleum products prior to discharge to the river or the No.3 Ditch.

Revenue Detail:

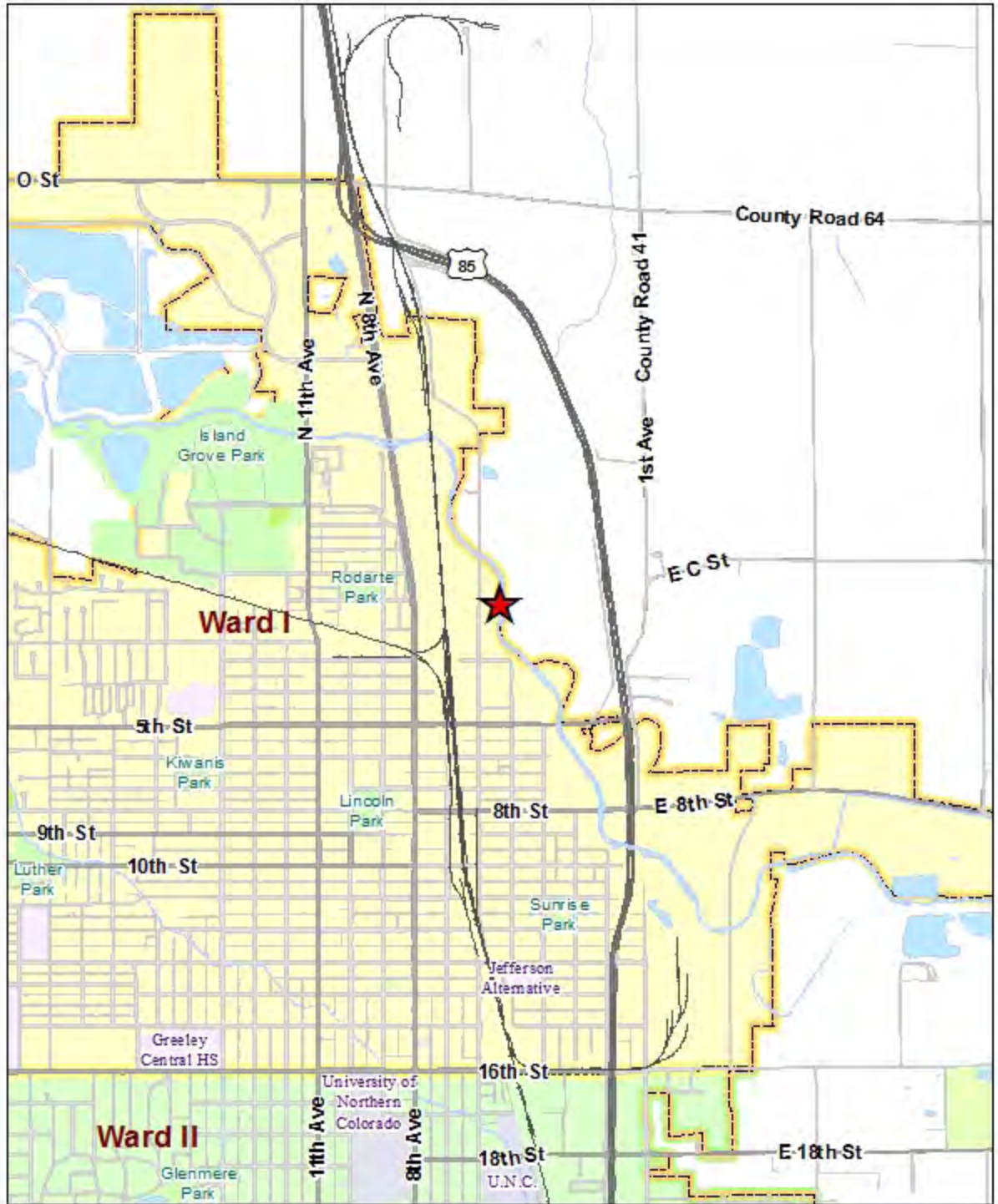
GL Account	Description	2015	2016	2017	2018	2019
Revenue						
6411	OT From Stormwater Fund	0	0	90,900	287,345	202,000
	Total Revenue	0	0	90,900	287,345	202,000
Expense						
8202	Construction	0	0	0	284,472	199,980
8212	Land/Building Cost/Demo	0	0	90,900	0	0
9303	Public Art Fund	0	0	0	2,873	2,020
	Total Expense	0	0	90,900	287,345	202,000
	Net Total	0	0	0	0	0

Impact on Operating Budget:



Capital Improvement Projects 2014

Project #: 767



Project Summary

Project Number: 798
Project Title: 10th St & 2nd Ave Water Quality Pond
Division: Stormwater
Project Type: Stormwater Construction
Year Identified: 2012
Fund: 412 - Stormwater Construction
Budget Unit #: 4120058558610000

Budget Year: 2015
Council Priority: Infrastructure & Growth- Environmental Infrast'r
Budget Status: Data Entry
Regions: 1- 16 St North/35 Ave East
Location: 10th Street & 2nd Avenue
Project Manager: Bert Leautaud
Project Status: Funded

Description:

Some areas of the city, especially the Downtown and North Greeley Basin currently lack any major water quality facilities for storm water prior to release into the Poudre River or the No.3 Ditch. This project will add a planned new storm water quality pond at the north east corner of the 2nd Ave/10th St intersection. The new pond will discharge to the Poudre River just upstream of the US Hwy 85 Bypass bridge. The planned new storm water quality pond will provide water quality for the 13th St/2nd Ave line and in the future this pond will also treat runoff from the proposed 15th St/2nd Ave outfall, the proposed 12th St outfall and the proposed 10th St outfall once those are constructed and routed to this pond. This project will also require purchasing of about 1.8 acres of land to accommodate the pond.

Discussion of Progress:

Justification:

Throughout the Downtown and North Greeley Basin there are numerous storm drains that outfall to either the Poudre River or the No.3 Ditch. These storm drains pick up runoff from very highly urbanized areas that presently drain directly to the river or No.3 Ditch. The extended detention ponds and treatment vaults are intended to remove many of the floatable, settleable solids and petroleum products prior to discharge to the river or the No.3 Ditch.

Revenue Detail:

GL Account	Description	2015	2016	2017	2018	2019
Revenue						
6411	OT From Stormwater Fund	0	0	0	303,000	380,770
	Total Revenue	0	0	0	303,000	380,770
Expense						
8202	Construction	0	0	0	299,970	377,000
9303	Public Art Fund	0	0	0	3,030	3,770
	Total Expense	0	0	0	303,000	380,770
	Net Total	0	0	0	0	0

Impact on Operating Budget:



Capital Improvement Projects 2014

Project #: 798





Project Summary

Project Number:	1021	Budget Year:	2015
Project Title:	2300 4th Avenue Drainage Improvements	Council Priority:	Infrastructure & Growth- Environmental Infrast'r
Division:	Stormwater	Budget Status:	Data Entry
Project Type:	Stormwater Construction	Regions:	2- 16 St South/23 Ave East
Year Identified:	2014	Location:	2300 4th Avenue
Fund:	412 - Stormwater Construction	Project Manager:	Matt Simpson
Budget Unit #:	4120058558910000	Project Status	Funded

Description:

This project consists of drainage improvements along the 2300 block of 4th Avenue. These improvements will collect and convey stormwater from 4th Avenue east to the No. 3 ditch. Presently businesses east of 4th Ave are observing repetitive structure flooding due to insufficiencies in the sub-regional drainage system.

The improvements will consist of the following:

1. Temporary emergency fixes to be performed during the summer of 2014.

Permanent solution:

2. Easement acquisition
3. Storm drain pipes and inlets
4. Drainage swale and formal outfall (weir) into the No. 3 Ditch
5. Curb and gutter.
6. Repaving/ reshaping 4th Avenue (to be combined with Paving Program)

Discussion of Progress:

Previously, the Hammons Implement property (southwest from the location of the drainage problem) was pursued to construct a stormwater detention basin. The acquisition of this property has not materialized and has stalled the project. However there are other drainage system components which are necessary solve this problem that are implementable without the Hammons detention pond. These components will significantly reduce the frequency and severity of flooding.

Presently we are working on quick designs to install temporary asphalt curb & gutter along 4th Ave and regarding a dysfunctional drainage swale. These temporary solutions will need property owner approval to implement.

Justification:

Businesses east of 4th Avenue and south of 22nd Street are frequently being flooded during storm events due to insufficient sub-regional drainage infrastructure.

Revenue Detail:

GL Account	Description	2015	2016	2017	2018	2019
Revenue						
4611	Development Fees	151,500	0	0	0	0
	Total Revenue	151,500	0	0	0	0
Expense						
8202	Construction	100,000	0	0	0	0
8206	Design Fees	26,000	0	0	0	0
8232	Project Management	24,000	0	0	0	0

Project Summary

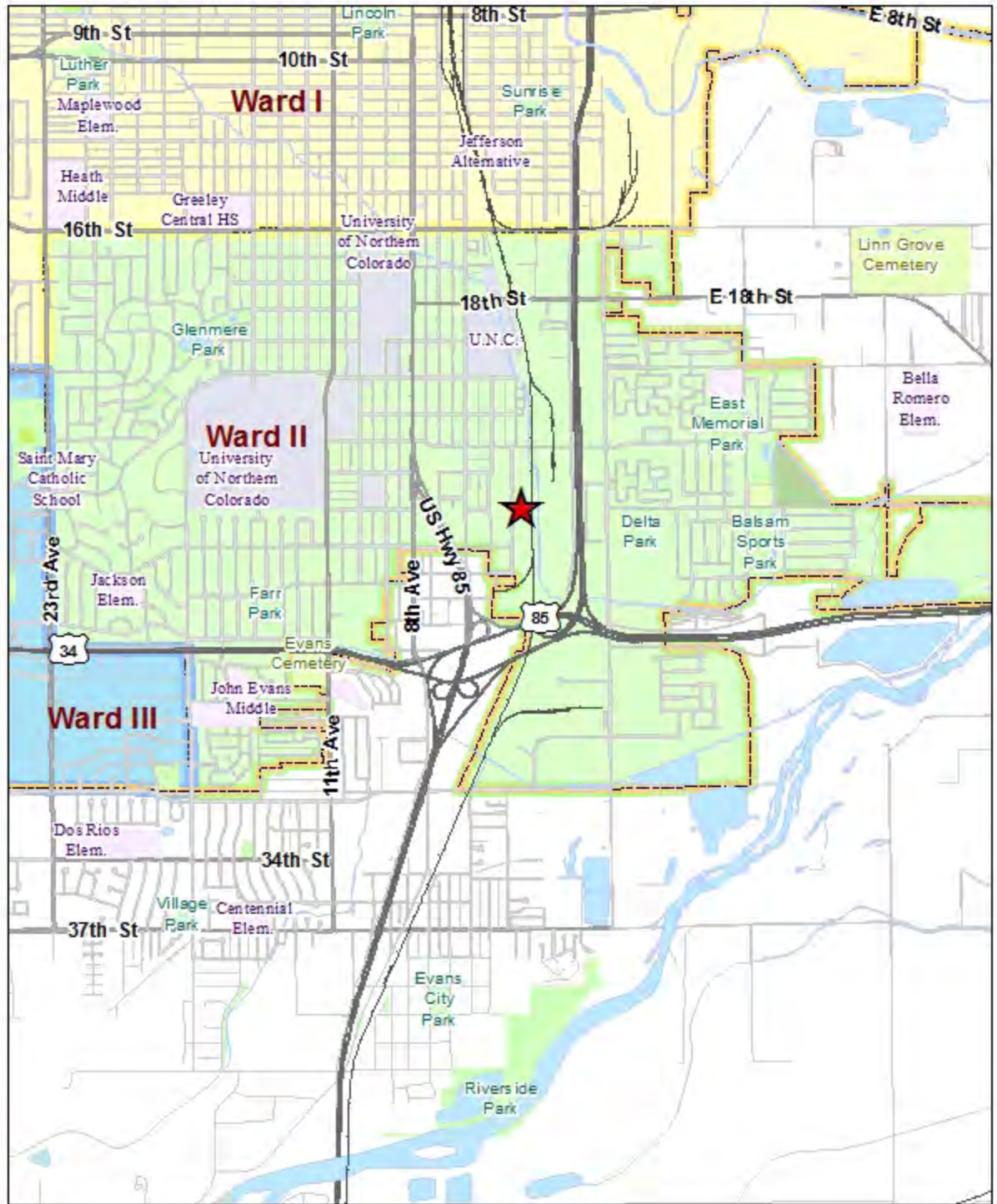
9303	Public Art Fund	1,500	0	0	0	0
	Total Expense	151,500	0	0	0	0
	Net Total	0	0	0	0	0

Impact on Operating Budget:



Capital Improvement Projects 2014

Project #: 1021



Project Summary

Project Number:	1081	Budget Year:	2015
Project Title:	Downtown Master Plan Update	Council Priority:	
Division:	Stormwater	Budget Status:	Data Entry
Project Type:	Stormwater Construction	Regions:	
Year Identified:	2014	Location:	Downtown neighborhoods of Greeley in the area bounded by 24th Av. on the south, the Cache la Poudre River on the north and east, and the Greeley No. 3 Ditch on the south
Fund:	412 - Stormwater Construction		
Budget Unit #:			
		Project Manager:	
		Project Status	Funded

Description:

Restudy the hydrology and hydraulics of the downtown basin to determine the areas most at risk due to flooding. The project would leverage the results of the existing 2006 study through the use of new modeling technics to better determine the most cost-effective method of reducing damages due to flooding in the downtown basin.

The new study will analyze the information collected in 2006 and determine areas at risk of flooding using both one- and two-dimensional hydrologic and hydraulic modeling, which will help size and prioritize projects. Previously 5 highly expensive projects were identified in the 2006 study with little prioritization.

This new study will also identify the preliminary designs of systems to address the areas at risk of flooding, and develop better budgetary estimates to aid in appropriate utility fee rate setting.

Discussion of Progress:

The previous study was completed in 2006 and many of the recommendations of the 2006 study have been found to not be very costly and not be easily funded. Other concepts have been discussed and so a need to develop a new RFQ (request for qualifications) is being proposed.

Justification:

Reduce economic losses and enhance quality-of-life for residents, businesses, and visitors to the downtown Greeley area by reducing and sometimes eliminating flooding.

Revenue Detail:

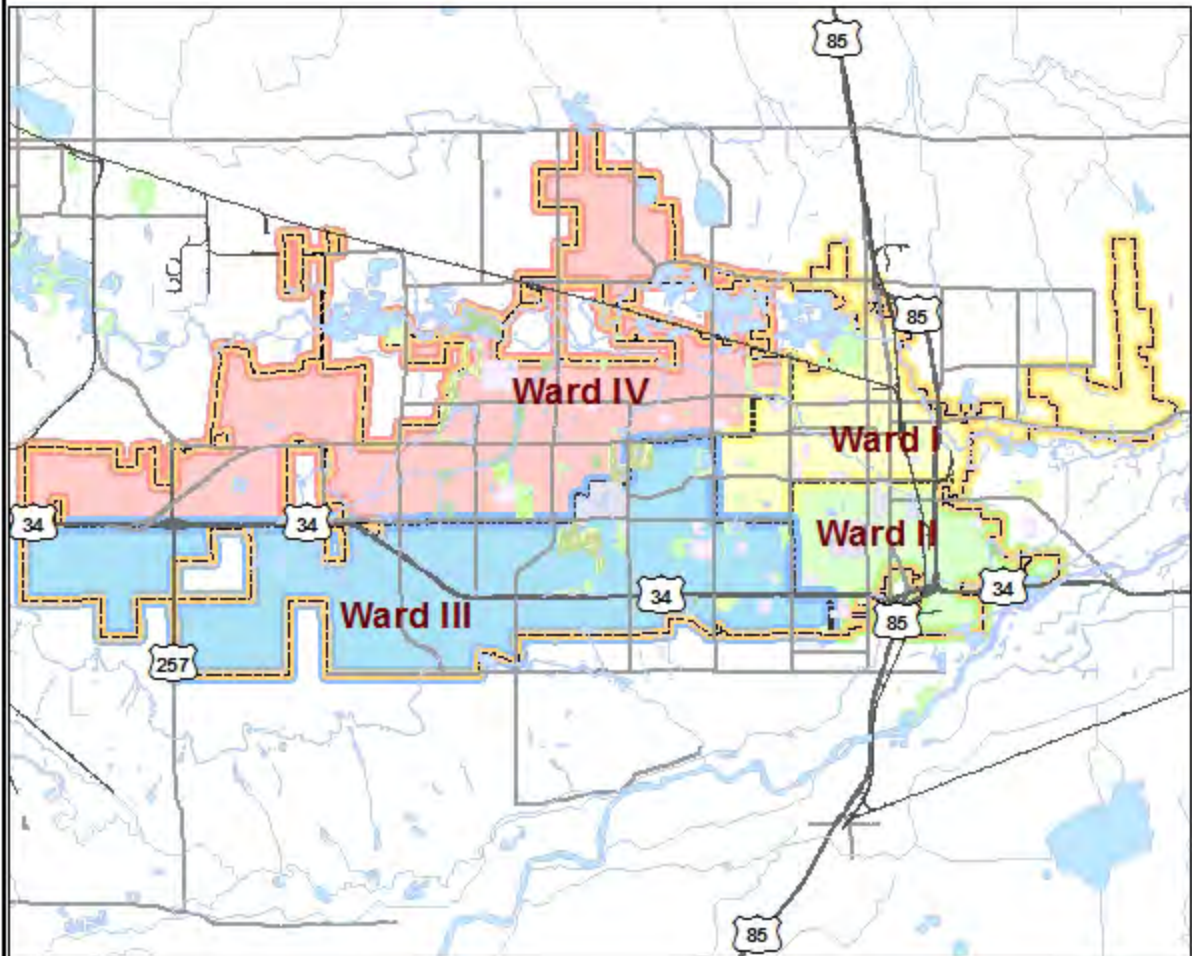
GL Account	Description	2015	2016	2017	2018	2019
Revenue						
6411	OT From Stormwater Fund	300,000	0	0	0	0
	Total Revenue	300,000	0	0	0	0
Expense						
8206	Design Fees	295,000	0	0	0	0
8214	Legal Publications	300	0	0	0	0
8232	Project Management	4,700	0	0	0	0
	Total Expense	300,000	0	0	0	0
	Net Total	0	0	0	0	0

Impact on Operating Budget:



Capital Improvement Projects 2014

Project #: Citywide



Project Summary

Project Number:	2168	Budget Year:	
Project Title:	Poudre River Flood Reduction Feasibility Study - East Greeley	Council Priority:	Infrastructure & Growth- Environmental Infrastr'r
Division:	Stormwater	Budget Status:	Data Entry
Project Type:	Stormwater Construction	Regions:	1- 16 St North/35 Ave East
Year Identified:	2014	Location:	Cache la Poudre River from US Highway 85 to 6th Ave Floodplain
Fund:	412 - Stormwater Construction	Project Manager:	Matt Simpson
Budget Unit #:		Project Status	Unfunded

Description:

Study the Poudre hydraulics and floodplain from US Highway 85 upstream to 6th Avenue, identify river capacities by segment, identify deficiencies, and perform alternatives analysis (identify different solutions). Specifically:

1. Propose solutions to fill-in low points in river dike to increase channel capacity and reduce the frequency of overbank flooding. These solutions must not increase (regulated) 100-yr flood elevations.
2. Analyze the possibility of raising 6th Ave road grade to reduce frequent flooding and road closures. Document impacts (river hydraulics, infrastructure, private property etc.) and present alternatives.

Discussion of Progress:

Waiting to begin. Need to proceed with data gathering, specifically updated topography of river. Need to develop RFQ documents.

Justification:

Reducing the frequency of overbank flooding along the Poudre River between 6th Ave and US 85. These frequent flooding events are very costly to local commercial and industrial businesses due to lost revenue, property and structure damage.

Revenue Detail:

GL Account	Description					
Revenue						
6411	OT From Stormwater Fund	0	0	0	0	150,000
	Total Revenue	0	0	0	0	150,000
Expense						
8206	Design Fees	0	0	0	0	120,000
8232	Project Management	0	0	0	0	30,000
	Total Expense	0	0	0	0	150,000
	Net Total	0	0	0	0	0

Impact on Operating Budget:

Project Summary

Project Number:	831	Budget Year:	
Project Title:	10th Street Outfall - 14th Ave. to 2nd Ave.	Council Priority:	Infrastructure & Growth- Environmental Infrastr'
Division:	Stormwater	Budget Status:	Data Entry
Project Type:	Stormwater Construction	Regions:	1- 16 St North/35 Ave East
Year Identified:	2012	Location:	10th Street, from 14th Avenue to 2nd Avenue
Fund:	412 - Stormwater Construction	Project Manager:	Bert Leautaud
Budget Unit #:		Project Status	Unfunded

Description:

This project is a large stormwater outfall line on 10th Street from 14th Ave. to 2nd Ave. It starts as a 60 inch diameter concrete pipe and ends as a 4ft x 10 ft reinforce concrete box at the Poudre River. This line replaces a 12 inch line at the upper end and a 48 inch line at the lower end. The line will cross under the Union Pacific Tracks between 6th and 7th Ave. Twenty one new stormwater inlets will be replaced along the route to collect water into the new outfall line. New/Enhancement 50% , Repair/Rehabilitation 50%

Discussion of Progress:

Justification:

This project was recommended in the 2006 City of Greeley Comprehensive Drainage Plan and should do much to help alleviate flooding along 10th Street in the downtown area.

Revenue Detail:

GL Account	Description					
Expense						
8202	Construction	0	0	0	0	10,500,000
	Total Expense	0	0	0	0	10,500,000

Impact on Operating Budget:

Project Summary

Project Number: 1028
Project Title: Downtown Drainage 15th Street Outfall
Division: Stormwater
Project Type: Stormwater Construction
Year Identified: 2012
Fund: 412 - Stormwater Construction
Budget Unit #:

Budget Year:
Council Priority: Infrastructure & Growth- Environmental Infrast'r
Budget Status: Data Entry
Regions: 2- 16 St South/23 Ave East
Location: 15th Street & Downtown Area.
Project Manager: TBD
Project Status: Unfunded

Description:

This project provides a means to collect stormwater runoff in the southern portion of the downtown drainage basin before it travels north into the downtown area. The proposed system then carries stormwater eastward to US Highway 85 and then north to the Cache Le Poudre River. The project would be constructed under existing utility systems and is located on a lesser used residential street in order to reduce the impact to the existing infrastructure and community. The major difficulty to be negotiated will be construction under the Union Pacific Railroad mainline tracks. This project will provide flood protection for 90 % to 95 % of the probable rain events, and will improve flood protection for all storm events.

CIP Plan Sheet 5 indicates the location of the Downtown Drainage 15th Street Project.

Discussion of Progress:

Justification:

These improvements were recommended in the 2011 COG Comprehensive Drainage Plan (Comp Plan). To protect the residents of the City during a 100 yr storm event many drainage facilities need to be up sized. Storm runoff is extreme during such an event. Estimates based on 2011 costs with annual inflation rate of 3%.

Revenue Detail:

GL Account	Description					
Revenue						
6411	OT From Stormwater Fund	0	0	0	0	22,549,260
	Total Revenue	0	0	0	0	22,549,260
Expense						
8202	Construction	0	0	0	0	22,549,260
	Total Expense	0	0	0	0	22,549,260
	Net Total	0	0	0	0	0

Impact on Operating Budget:

Project Summary

Project Number:	1025	Budget Year:	
Project Title:	13th Street Improvements to Country Club West Regional Detention Pond	Council Priority:	Infrastructure & Growth- Environmental Infrast'r
Division:	Stormwater	Budget Status:	Data Entry
Project Type:	Stormwater Construction	Regions:	2- 16 St South/23 Ave East
Year Identified:	2012	Location:	South of Country Club West Detention pond to south of 13th Street.
Fund:	412 - Stormwater Construction	Project Manager:	TBD
Budget Unit #:		Project Status	Unfunded

Description:

This project is an up-sizing of an existing 30" pipe to a 48" pipe south of the Country Club West Detention Pond from the pond to south of 13th Street.

Discussion of Progress:

Justification:

These improvements were recommended in the 2011 COG Comprehensive Drainage Plan (Comp Plan). To protect the residents of the City during a 100 yr storm event many drainage facilities need to be up sized. Storm runoff from the Golf courses is extreme during such an event. Estimates based on 2011 costs with annual inflation rate of 3%.

Revenue Detail:

GL Account	Description					
Revenue						
6411	OT From Stormwater Fund	0	0	0	0	544,390
	Total Revenue	0	0	0	0	544,390
Expense						
8202	Construction	0	0	0	0	544,390
	Total Expense	0	0	0	0	544,390
	Net Total	0	0	0	0	0

Impact on Operating Budget:

Project Summary

Project Number:	1029	Budget Year:	
Project Title:	Highland Park West Pond	Council Priority:	Infrastructure & Growth- Environmental Infrast'r
Division:	Stormwater	Budget Status:	Data Entry
Project Type:	Stormwater Construction	Regions:	3- 10 St South/23 Ave West
Year Identified:	2012	Location:	West Side of Highland Hills Gold Course
Fund:	412 - Stormwater Construction	Project Manager:	TBD
Budget Unit #:		Project Status	Unfunded

Description:

This project involves improvements to a detention pond on the west side of the Highland Golf Course.

Discussion of Progress:

Justification:

These improvements were recommended in the 2011 COG Comprehensive Drainage Plan (Comp Plan). To protect the residents of the City during a 100 yr storm event many drainage facilities need to be up sized. Storm runoff is extreme during such an event. Estimates based on 2011 costs with annual inflation rate of 3%.

Revenue Detail:

GL Account	Description					
Revenue						
6411	OT From Stormwater Fund	0	0	0	0	536,815
	Total Revenue	0	0	0	0	536,815
Expense						
8202	Construction	0	0	0	0	536,815
	Total Expense	0	0	0	0	536,815
	Net Total	0	0	0	0	0

Impact on Operating Budget:

Project Summary

Project Number:	1032	Budget Year:	
Project Title:	Larson Ditch Improvements North of 4th Street	Council Priority:	Infrastructure & Growth- Environmental Infrast'r
Division:	Stormwater	Budget Status:	Data Entry
Project Type:	Stormwater Construction	Regions:	4 - 10 St North/23 Ave West
Year Identified:	2012	Location:	Larson Ditch South of 4th Street to West 2nd Street.
Fund:	412 - Stormwater Construction	Project Manager:	TBD
Budget Unit #:		Project Status	Unfunded

Description:

This project consists of adding 9 drop structures, which passes water to a lower elevation while controlling the energy & velocity of the water as it passes over, to the Larson ditch channel south of 4th street to approximately West 2nd Street to improve this drainage channel so it doesn't erode and wash out during major storm events.

Discussion of Progress:

Justification:

These improvements were recommended in the 2011 COG Comprehensive Drainage Plan (Comp Plan). These structure are necessary to maintain channel stability & erosion prevention during high flow events. Estimates based on 2011 costs with annual inflation rate of 3%.

Revenue Detail:

GL Account	Description					
Revenue						
6411	OT From Stormwater Fund	0	0	0	0	180,992
	Total Revenue	0	0	0	0	180,992
Expense						
8202	Construction	0	0	0	0	180,992
	Total Expense	0	0	0	0	180,992
	Net Total	0	0	0	0	0

Impact on Operating Budget:

Project Summary

Project Number:	1026	Budget Year:	
Project Title:	95th Avenue North side Culvert @ Sheep Draw	Council Priority:	Infrastructure & Growth- Environmental Infrastr'r
Division:	Stormwater	Budget Status:	Data Entry
Project Type:	Stormwater Construction	Regions:	3- 10 St South/23 Ave West
Year Identified:	2012	Location:	95th Avenue @ Sheep Draw (North side of Highway 34).
Fund:	412 - Stormwater Construction	Project Manager:	TBD
Budget Unit #:		Project Status	Unfunded

Description:

This project is an up-sizing and replacement of an existing culvert under 95th Avenue at Sheep Draw on the north side of Highway 34 Bypass.

Discussion of Progress:

Justification:

These improvements were recommended in the 2011 COG Comprehensive Drainage Plan (Comp Plan). To protect 95th Avenue during a 100 yr storm event. This area has been washed out due to road overtopping. Estimates based on 2011 costs with annual inflation rate of 3%.

Revenue Detail:

GL Account	Description					
Revenue						
6411	OT From Stormwater Fund	0	0	0	0	201,394
	Total Revenue	0	0	0	0	201,394
Expense						
8202	Construction	0	0	0	0	201,394
	Total Expense	0	0	0	0	201,394
	Net Total	0	0	0	0	0

Impact on Operating Budget:

Project Summary

Project Number:	1034	Budget Year:	
Project Title:	4th Street Outfall	Council Priority:	Infrastructure & Growth- Environmental Infrast'r
Division:	Stormwater	Budget Status:	Data Entry
Project Type:	Stormwater Construction	Regions:	1- 16 St North/35 Ave East
Year Identified:	2012	Location:	Along 4th Street under railroad tracks to 12th Avenue.
Fund:	412 - Stormwater Construction	Project Manager:	TBD
Budget Unit #:		Project Status	Unfunded

Description:

This project consists of a 54" pipe that runs along 4th Street, crosses under the Union Pacific Railroad and improves drainage all the way to 12th Avenue.

Discussion of Progress:

Justification:

These improvements were recommended in the 2011 COG Comprehensive Drainage Plan (Comp Plan). To protect the residents of the City during a 100 yr storm event many drainage facilities need to be up sized. Storm runoff is extreme during such an event. Estimates based on 2011 costs with annual inflation rate of 3%.

Revenue Detail:

GL Account	Description					
Revenue						
6411	OT From Stormwater Fund	0	0	0	0	4,268,800
	Total Revenue	0	0	0	0	4,268,800
Expense						
8202	Construction	0	0	0	0	4,268,800
	Total Expense	0	0	0	0	4,268,800
	Net Total	0	0	0	0	0

Impact on Operating Budget:

Project Summary

Project Number:	1033	Budget Year:	
Project Title:	Northview Mini Storage Channel Improvements	Council Priority:	Infrastructure & Growth- Environmental Infrast'r
Division:	Stormwater	Budget Status:	Data Entry
Project Type:	Stormwater Construction	Regions:	1- 16 St North/35 Ave East
Year Identified:	2012	Location:	South C Street & 29th Avenue
Fund:	412 - Stormwater Construction	Project Manager:	TBD
Budget Unit #:		Project Status	Unfunded

Description:

This project is to improve the channel capacity north of the Northview Regional Detention Pond to keep pond overflows contained.

Discussion of Progress:

Justification:

These improvements were recommended in the 2011 COG Comprehensive Drainage Plan (Comp Plan). To protect the residents of the City during a 100 yr storm event many drainage facilities need to be up sized. Storm runoff is extreme during such an event. Estimates based on 2011 costs with annual inflation rate of 3%.

Revenue Detail:

GL Account	Description					
Revenue						
6411	OT From Stormwater Fund	0	0	0	0	80,295
	Total Revenue	0	0	0	0	80,295
Expense						
8202	Construction	0	0	0	0	80,295
	Total Expense	0	0	0	0	80,295
	Net Total	0	0	0	0	0

Impact on Operating Budget:

Project Summary

Project Number:	1035	Budget Year:	
Project Title:	12th Street Outfall	Council Priority:	Infrastructure & Growth- Environmental Infrastr'r
Division:	Stormwater	Budget Status:	Data Entry
Project Type:	Stormwater Construction	Regions:	1- 16 St North/35 Ave East
Year Identified:	2012	Location:	From Cache LaPoudre River along 12th Street to 16th Avenue.
Fund:	412 - Stormwater Construction	Project Manager:	TBD
Budget Unit #:		Project Status	Unfunded

Description:

This project consists improving the existing undersized pipes to two 4'x7' reinforced concrete boxes from the Cache LaPoudre River along 12th Street to a 66" diameter pipe to 16th Avenue. culvert boxes cross under the Union Pacific Railroad tracks.

Discussion of Progress:

Justification:

These improvements were recommended in the 2011 COG Comprehensive Drainage Plan (Comp Plan). To protect the residents of the City during a 100 yr storm event many drainage facilities need to be up sized. Storm runoff is extreme during such an event. Estimates based on 2011 costs with annual inflation rate of 3%.

Revenue Detail:

GL Account	Description					
Revenue						
6411	OT From Stormwater Fund	0	0	0	0	17,104,451
	Total Revenue	0	0	0	0	17,104,451
Expense						
8202	Construction	0	0	0	0	17,104,451
	Total Expense	0	0	0	0	17,104,451
	Net Total	0	0	0	0	0

Impact on Operating Budget:

Project Summary

Project Number:	1022	Budget Year:	
Project Title:	16th Street at Southwest Corner of Bittersweet Park	Council Priority:	Infrastructure & Growth- Environmental Infrastr'r
Division:	Stormwater	Budget Status:	Data Entry
Project Type:	Stormwater Construction	Regions:	3- 10 St South/23 Ave West
Year Identified:	2012	Location:	South of Bittersweet @ 16th Street
Fund:	412 - Stormwater Construction	Project Manager:	
Budget Unit #:	4120058558960000	Project Status	Unfunded

Description:

This project is to add another parallel section of pipe to an existing crossing at 16th Street south of Bittersweet Park to convey the 100 year storm under 16th Street.

Discussion of Progress:

Justification:

To protect the residents during a high water event this drainage facilities need to be up sized. Storm runoff is extreme during such an event. Estimates based on 2011 costs with annual inflation rate of 3%.

Revenue Detail:

GL Account	Description					
Revenue						
6411	OT From Stormwater Fund	0	0	0	0	358,752
	Total Revenue	0	0	0	0	358,752
Expense						
8202	Construction	0	0	0	0	358,752
	Total Expense	0	0	0	0	358,752
	Net Total	0	0	0	0	0

Impact on Operating Budget:

Project Summary

Project Number: 1030
Project Title: Hwy 34 Bypass 95th Avenue Culvert
Division: Stormwater
Project Type: Stormwater Construction
Year Identified: 2012
Fund: 412 - Stormwater Construction
Budget Unit #:

Budget Year:
Council Priority: Infrastructure & Growth- Environmental Infrastr'r
Budget Status: Data Entry
Regions: 3- 10 St South/23 Ave West
Location: 95th Avenue, South side of Highway 34 Bypass.
Project Manager: TBD
Project Status: Unfunded

Description:

This project is an up-sizing and replacement of an existing culvert under 95th Ave. on the South side of Highway 34 Bypass.

Discussion of Progress:

Justification:

These improvements were recommended in the 2011 COG Comprehensive Drainage Plan (Comp Plan). To protect the residents of the City during a 100 yr storm event many drainage facilities need to be up sized. Storm runoff is extreme during such an event. Estimates based on 2011 costs with annual inflation rate of 3%.

Revenue Detail:

GL Account	Description					
Revenue						
6411	OT From Stormwater Fund	0	0	0	0	396,526
	Total Revenue	0	0	0	0	396,526
Expense						
8202	Construction	0	0	0	0	396,526
	Total Expense	0	0	0	0	396,526
	Net Total	0	0	0	0	0

Impact on Operating Budget:

Project Summary

Project Number:	1031	Budget Year:	
Project Title:	Hwy 34 Bypass Culvert @ Sheep Draw	Council Priority:	
Division:	Stormwater	Budget Status:	Data Entry
Project Type:	Stormwater Construction	Regions:	3- 10 St South/23 Ave West
Year Identified:	2012	Location:	
Fund:	412 - Stormwater Construction	Project Manager:	
Budget Unit #:		Project Status	Unfunded

Description:

This project is an up-sizing and replacement of an existing culvert under Highway 34 at Sheep Draw.

Discussion of Progress:

Justification:

These improvements were recommended in the 2011 COG Comprehensive Drainage Plan (Comp Plan). To protect the residents of the City during a 100 yr storm event many drainage facilities need to be up sized. Storm runoff is extreme during such an event. Estimates based on 2011 costs with annual inflation rate of 3%.

Revenue Detail:

GL Account	Description					
Revenue						
6411	OT From Stormwater Fund	0	0	0	0	755,278
	Total Revenue	0	0	0	0	755,278
Expense						
8202	Construction	0	0	0	0	755,278
	Total Expense	0	0	0	0	755,278
	Net Total	0	0	0	0	0

Impact on Operating Budget:

Project Summary

Project Number:	1019	Budget Year:	
Project Title:	65th Ave/Hwy 34 Drainage Improvements	Council Priority:	Infrastructure & Growth- Environmental Infrastr'r
Division:	Stormwater	Budget Status:	Data Entry
Project Type:	Stormwater Construction	Regions:	3- 10 St South/23 Ave West
Year Identified:	2012	Location:	65th Avenue & Highway 34
Fund:	412 - Stormwater Construction	Project Manager:	TBD
Budget Unit #:	4120058558900000	Project Status	Unfunded

Description:

This project consists of a detention pond and 36" drainage pipe under Highway 34 at 65th Ave. The purpose of the project is to carry drainage from the northeast corner of the intersection to the southeast corner where it can be detained and released at a slow rate to the south.

Discussion of Progress:

Justification:

This project must be completed in order to provide drainage of street widening improvements for 65th Avenue south of Highway 34. In addition, this project needs to be completed to provide drainage and flooding protection for the northeast corner of the intersection which has been unable to drain properly for many years due to filling of the drainage area on the opposite side of the road by one of the property owners. Estimates based on 2011 costs with annual inflation rate of 3%.

Revenue Detail:

GL Account	Description					
Revenue						
6411	OT From Stormwater Fund	0	0	0	0	648,770
	Total Revenue	0	0	0	0	648,770
Expense						
8202	Construction	0	0	0	0	648,770
	Total Expense	0	0	0	0	648,770
	Net Total	0	0	0	0	0

Impact on Operating Budget:

Project Summary

Project Number:	1036	Budget Year:	
Project Title:	Sheep Draw Regional Detention Facilities	Council Priority:	Infrastructure & Growth- Environmental Infrast'r
Division:	Stormwater	Budget Status:	Data Entry
Project Type:	Stormwater Construction	Regions:	3- 10 St South/23 Ave West
Year Identified:	2012	Location:	Sheep Draw Drainage Basin
Fund:	412 - Stormwater Construction	Project Manager:	TBD
Budget Unit #:		Project Status	Unfunded

Description:

This project consists of increasing the amount of stormwater storage in the Sheep Draw drainage basin by purchasing identified areas in the Stormwater Master plan that can be used for detention storage and including existing irrigation reservoirs. This would be an excellent opportunity to coordinate the construction of an attractive, multiple use facility with the Water and Sewer, Parks and Public Works Departments. This project would provide a joint community use of flood control, water quality enhancement, wildlife habitat, park recreation and non-potable water storage in west Greeley.

Multiple department cooperation and funding is the key to success for this project. Land must be purchased; reservoir capacity must be expanded; existing dams must be rebuilt and enlarged to meet modern dam safety standards.

Discussion of Progress:

Justification:

These improvements were recommended in the 2011 COG Comprehensive Drainage Plan (Comp Plan). To protect the residents of the City during a 100 yr storm event many drainage facilities need to be up sized. Storm runoff is extreme during such an event. Estimates based on 2011 costs with annual inflation rate of 3%.

Revenue Detail:

GL Account	Description					
Revenue						
6411	OT From Stormwater Fund	0	0	0	0	4,040,808
	Total Revenue	0	0	0	0	4,040,808
Expense						
8202	Construction	0	0	0	0	4,040,808
	Total Expense	0	0	0	0	4,040,808
	Net Total	0	0	0	0	0

Impact on Operating Budget:

Project Summary

Project Number:	1027	Budget Year:	
Project Title:	C Street Bridge @ Sheep Draw	Council Priority:	Infrastructure & Growth- Environmental Infrast'r
Division:	Stormwater	Budget Status:	Data Entry
Project Type:	Stormwater Construction	Regions:	4 - 10 St North/23 Ave West
Year Identified:	2012	Location:	C Street Bridge.
Fund:	412 - Stormwater Construction	Project Manager:	TBD
Budget Unit #:		Project Status	Unfunded

Description:

This project involves the reduction of flow restrictions from an old bridge on C Street over the Sheep Draw drainage. It involves replacement of the bridge with a higher and larger opening.

Discussion of Progress:

Justification:

These improvements were recommended in the 2011 COG Comprehensive Drainage Plan (Comp Plan). To protect the residents of the City during a 100 yr storm event many drainage facilities need to be up sized. Storm runoff is extreme during such an event. Estimates based on 2011 costs with annual inflation rate of 3%.

Revenue Detail:

GL Account	Description					
Revenue						
6411	OT From Stormwater Fund	0	0	0	0	2,757,168
	Total Revenue	0	0	0	0	2,757,168
Expense						
8202	Construction	0	0	0	0	2,757,168
	Total Expense	0	0	0	0	2,757,168
	Net Total	0	0	0	0	0

Impact on Operating Budget:



2015-2019 Five Year Plan

Stormwater Capital Replacement - Fund 413

		2013 Actual	2014 Revised Budget	2015	2016	2017	2018	2019	TOTAL 2015-2019
Beginning Available Cash Balance		\$ 1,551,251	\$ 1,337,608	\$ 1,018,028	\$ 687,502	\$ 773,833	\$ 767,226	\$ 407,671	
Revenue									
	Miscellaneous	15,000	-	-	-	-	-	-	-
	5638 - Funded Depreciation	890,762	824,474	960,639	1,007,639	1,015,639	1,022,639	1,029,639	5,036,195
	Total Revenue	\$ 905,762	\$ 824,474	\$ 960,639	\$ 1,007,639	\$ 1,015,639	\$ 1,022,639	\$ 1,029,639	\$ 5,036,195
Expenditures									
	Miscellaneous	-	1,300	1,300	1,300	1,300	1,300	1,300	6,500
	1st Street Storm Line Replacment	162,349	-	-	-	-	-	-	-
	2016 - USA Corps of Engineers Study	327,204	216,162	-	-	-	-	-	-
2	1020 - Stormwater Equipment Replacement	312,894	326,592	349,265	320,008	420,946	780,894	253,133	2,124,246
4	14134 - Irrigation System Replacements at 27th Avenue	-	-	60,600	-	-	-	-	60,600
6	764 - Improvements to Detention Ponds	49,493	50,000	50,000	50,000	50,000	50,000	50,000	250,000
8	766 - Repairs to No. 3 Ditch	50,988	50,000	50,000	50,000	50,000	50,000	50,000	250,000
10	765 - System Mains, Inlets, and Culverts	216,477	500,000	780,000	500,000	500,000	500,000	700,000	2,980,000
	Total Expenditures	\$ 1,119,405	\$ 1,144,054	\$ 1,291,165	\$ 921,308	\$ 1,022,246	\$ 1,382,194	\$ 1,054,433	\$ 5,671,346
Ending Available Cash Balance		\$ 1,337,608	\$ 1,018,028	\$ 687,502	\$ 773,833	\$ 767,226	\$ 407,671	\$ 382,877	
Future Projects									
1	1037 - Downtown Stormwater Repairs Phase II								1,000,000
	Total Future Projects								\$ 1,000,000

Project Summary

Project Number:	1020	Budget Year:	2015
Project Title:	Stormwater Equipment Replacement	Council Priority:	Infrastructure & Growth- Public Facilities & Equip
Division:	Stormwater	Budget Status:	Data Entry
Project Type:	Stormwater Repair/Replacement	Regions:	0 - Multiple Wards
Year Identified:	2014	Location:	City Wide
Fund:	413 - Stormwater Replacement	Project Manager:	TBD
Budget Unit #:	4130058558800000	Project Status	Funded

Description:

Replacement schedule is as follows:
 2015 - 2006 Freightliner M2 MT350 Street Sweeper for \$349,265.00
 2016 - 2004 International 7600 for \$320,008.00
 2017 - 2001 Johnston SC7000 Street Sweeper - \$420,946.00
 2018 - 2013 Freightliner M2 MT350 Street Sweeper for \$319,349.00 (Cost less than previous years due to better trade in value from reselling sooner.)
 2018 - 2005 International 7600 Vac Truck for \$417,202.00
 2018 - 2003 Ford F150 PU for \$44,343.00
 2019 - 1995 Track Hoe for \$253,133.00

Discussion of Progress:

Justification:

2015 - 2006 Freightliner M2 MT350 Street Sweepe (Unit #CG7001) is ten years old and has had \$163,975 in maintenance repairs to date. All of this equipment is needed to maintain City streets, repair stormwater utility piping and inlets and used to meet the requirements of the City stormwater discharge permit.

Revenue Detail:

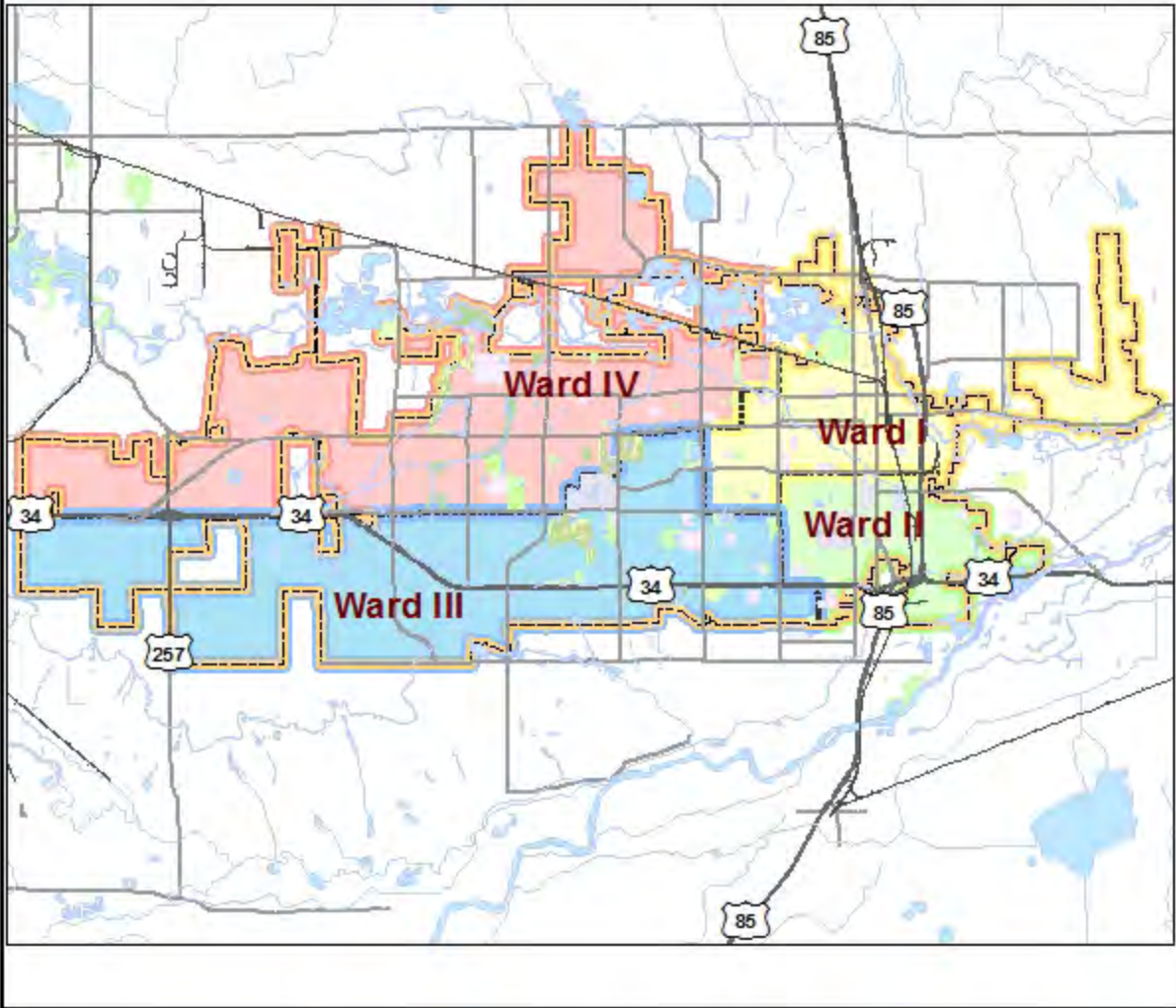
GL Account	Description	2015	2016	2017	2018	2019
Revenue						
5638	Funded Depreciation	20,039	320,008	420,946	442,639	253,133
	Total Revenue	20,039	320,008	420,946	442,639	253,133
Expense						
8144	Transportation/Vehicles	349,265	320,008	420,946	780,894	253,133
	Total Expense	349,265	320,008	420,946	780,894	253,133
	Net Total	(329,226)	0	0	(338,255)	0

Impact on Operating Budget:



Capital Improvement Projects 2014

Project #: Citywide



Project Summary

Project Number:	14134	Budget Year:	2015
Project Title:	Irrigation System Replacements @ 27th Avenue Project	Council Priority:	Infrastructure & Growth- Environmental Infrastr'r
Division:	Stormwater	Budget Status:	Data Entry
Project Type:	Stormwater Repair/Replacement	Regions:	3- 10 St South/23 Ave West
Year Identified:	2014	Location:	27th Avenue
Fund:	413 - Stormwater Replacement	Project Manager:	Matt Simpson
Budget Unit #:		Project Status	Funded

Description:

Replace this old irrigaiton system that irrigates the bluegrass in this open channel in the median of 27th Avenue from 13th St to 16th St.

Discussion of Progress:

Justification:

Systems are over 30 years old. Availability of replacement parts and multiple repairs have made the system inefficient. Maintenance and repair costs continue to rise annually.

Revenue Detail:

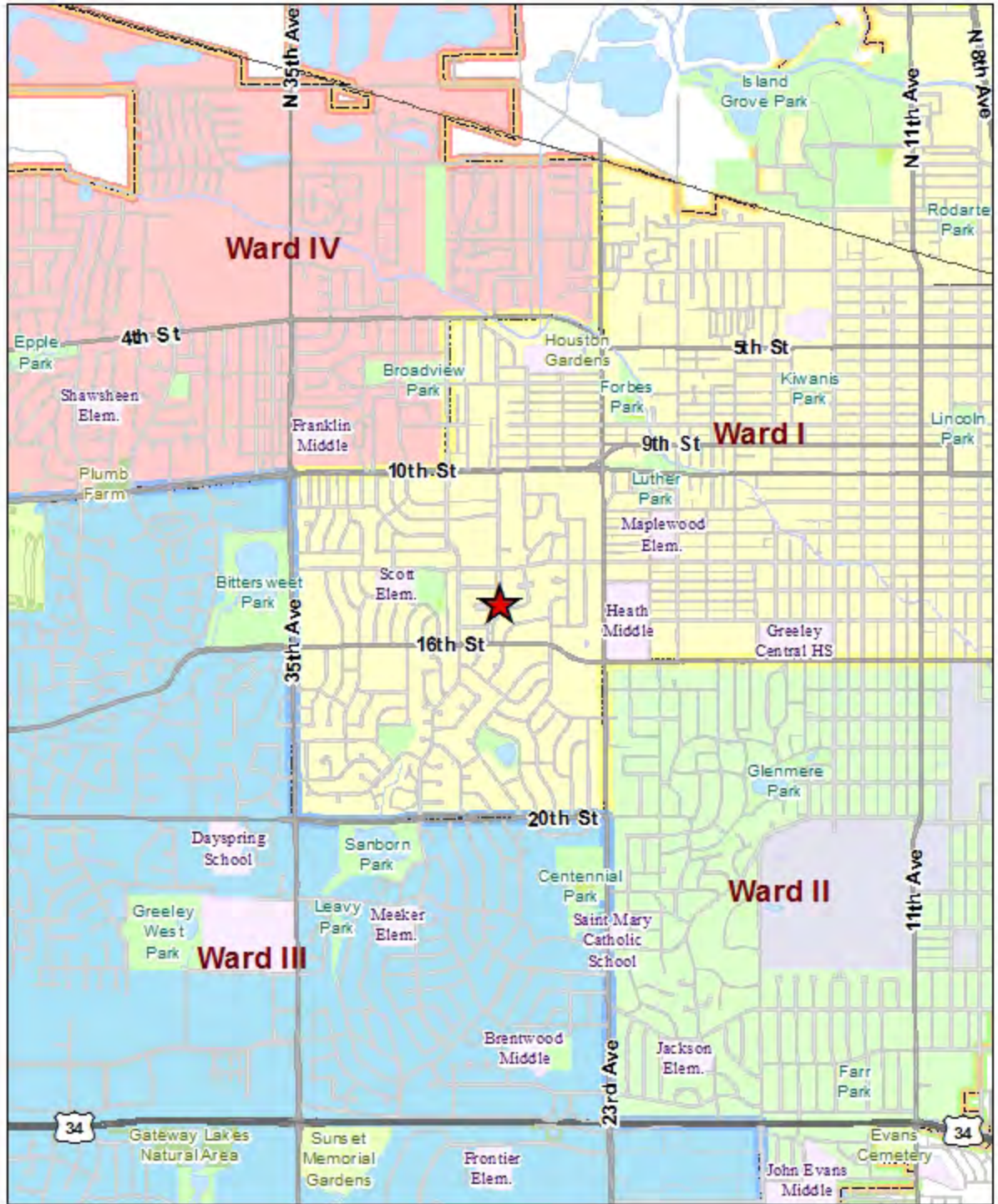
GL Account	Description	2015	2016	2017	2018	2019
Revenue						
5638	Funded Depreciation	60,600	0	0	0	0
	Total Revenue	60,600	0	0	0	0
Expense						
8202	Construction	60,000	0	0	0	0
8214	Legal Publications	600	0	0	0	0
	Total Expense	60,600	0	0	0	0
	Net Total	0	0	0	0	0

Impact on Operating Budget:



Capital Improvement Projects 2014

Project #: 14134



Project Summary

Project Number: 764
Project Title: Improvements to Detention Ponds
Division: Stormwater
Project Type: Stormwater Repair/Replacement
Year Identified: 2012
Fund: 413 - Stormwater Replacement
Budget Unit #: 4130058558780000

Budget Year: 2015
Council Priority: Infrastructure & Growth- Environmental
 Infrast'r
Budget Status: Data Entry
Regions: 0 - Multiple Wards
Location: City Wide
Project Manager: Jerry Pickett
Project Status: Funded

Description:

This work involves repairs/replacements/improvements to the 80 city owned detention ponds at various locations around the city. The majority of the work is completed by the Streets Division.

Discussion of Progress:

Justification:

Repair/replacements and general maintenance are sometimes needed at detention facilities. Improvements are sometimes needed to bring the facilities up to current design standards. There are detention facilities in all the drainage basins that need work from time to time.

Revenue Detail:

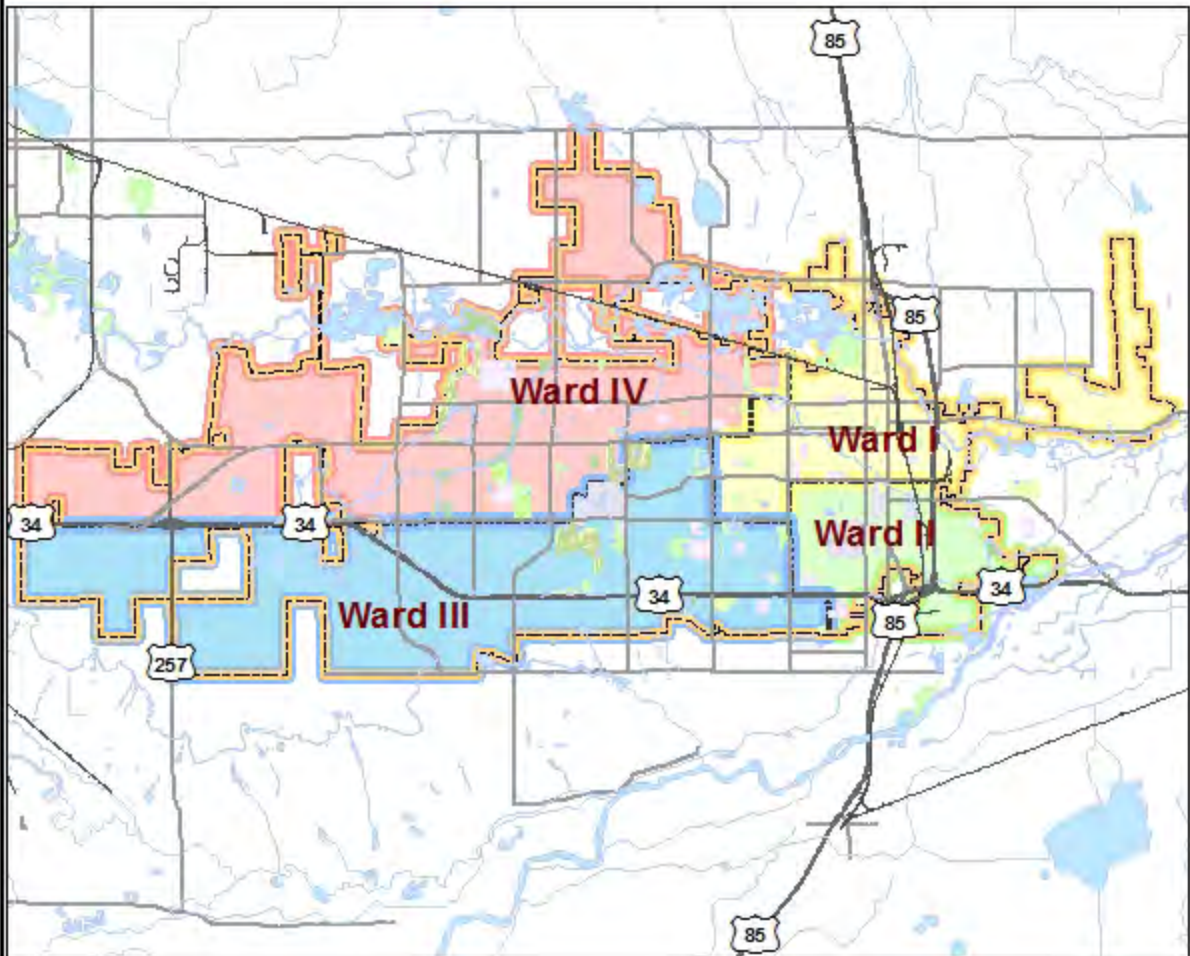
GL Account	Description	2015	2016	2017	2018	2019
Revenue						
5638	Funded Depreciation	50,000	50,000	50,000	50,000	50,000
	Total Revenue	50,000	50,000	50,000	50,000	50,000
Expense						
8203	Construction - City Depts	45,000	45,000	45,000	45,000	45,000
8234	Repair/Maint Supplies	5,000	5,000	5,000	5,000	5,000
	Total Expense	50,000	50,000	50,000	50,000	50,000
	Net Total	0	0	0	0	0

Impact on Operating Budget:



Capital Improvement Projects 2014

Project #: Citywide



Project Summary

Project Number:	766	Budget Year:	2015
Project Title:	Repairs to No. 3 Ditch	Council Priority:	Infrastructure & Growth- Environmental Infrastr'r
Division:	Stormwater	Budget Status:	Data Entry
Project Type:	Stormwater Repair/Replacement	Regions:	0 - Multiple Wards
Year Identified:	2012	Location:	#3 Ditch
Fund:	413 - Stormwater Replacement	Project Manager:	Jerry Pickett
Budget Unit #:	4130058558740000	Project Status	Funded

Description:

Improve the No. 3 Irrigation Ditch channel from 35th Ave to 1st Ave, which is the city's responsibility per agreement with the ditch company. The channel slopes, at many locations, are in poor condition. These improvements are re-shaping the Ditch banks and lining them with stacked concrete riprap. Remove any unwanted debris or vegetation that may restrict flow or jeopardize ditch bank. The construction improvements are being completed by the City's Public Works Streets Division crews.

Discussion of Progress:

Justification:

The re-shaping of the channel and the stacked concrete riprap on the slopes provides improved hydraulic capacity to the Ditch to carry water and significantly improves the appearance and maintainability of the Ditch.

Revenue Detail:

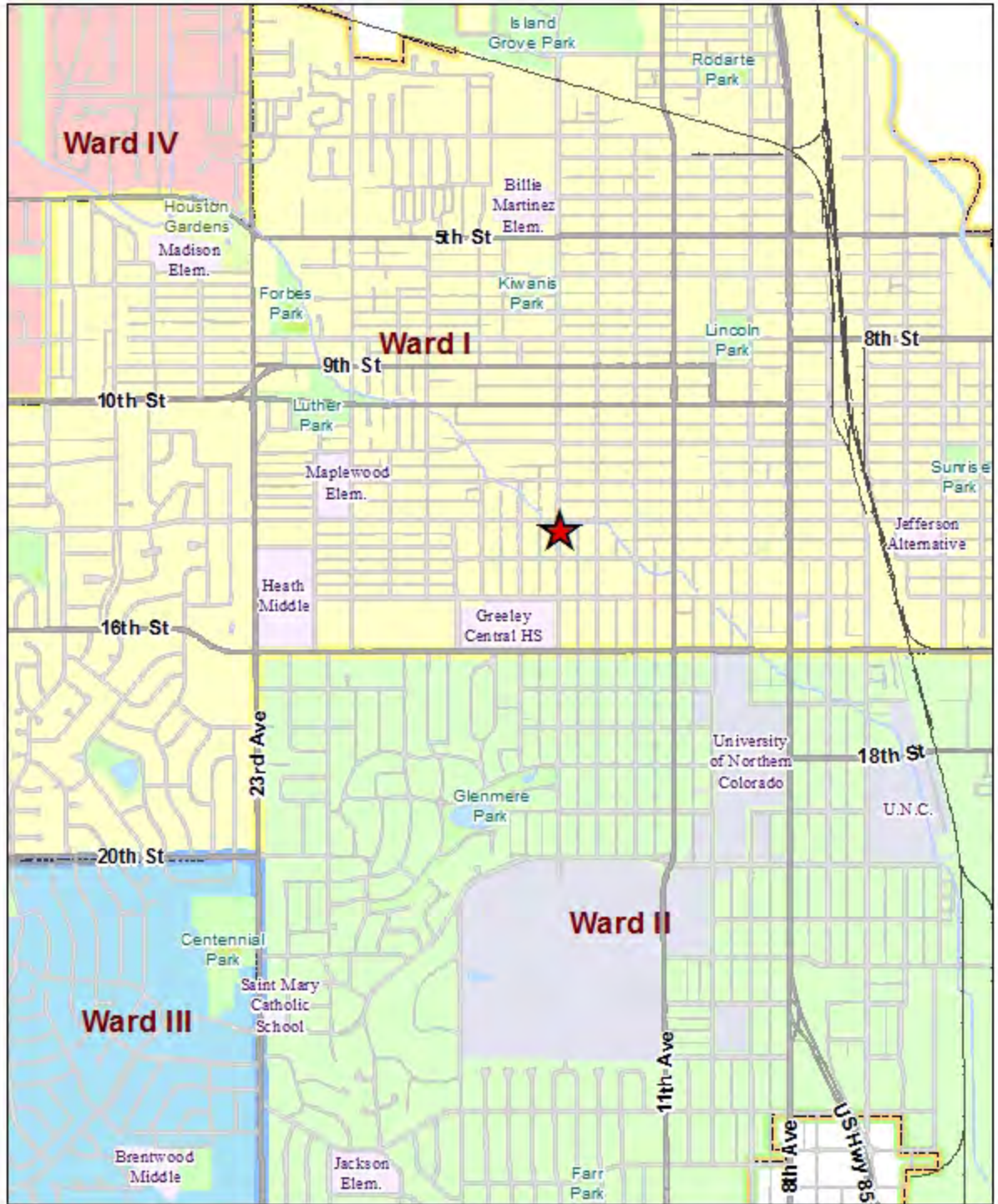
GL Account	Description	2015	2016	2017	2018	2019
Revenue						
5638	Funded Depreciation	50,000	50,000	30,000	30,000	30,000
	Total Revenue	50,000	50,000	30,000	30,000	30,000
Expense						
8203	Construction - City Depts	45,000	45,000	45,000	45,000	45,000
8234	Repair/Maint Supplies	5,000	5,000	5,000	5,000	5,000
	Total Expense	50,000	50,000	50,000	50,000	50,000
	Net Total	0	0	(20,000)	(20,000)	(20,000)

Impact on Operating Budget:



Capital Improvement Projects 2014

Project #: 766



Project Summary

Project Number:	765	Budget Year:	2015
Project Title:	Other Drainage System Repairs (SMIC)	Council Priority:	Infrastructure & Growth- Environmental Infrastr'r
Division:	Stormwater	Budget Status:	Data Entry
Project Type:	Stormwater Repair/Replacement	Regions:	0 - Multiple Wards
Year Identified:	2014	Location:	City Wide
Fund:	413 - Stormwater Replacement	Project Manager:	TBD
Budget Unit #:	4130058558760000	Project Status	Funded

Description:

There are many storm drains, inlets and culverts in the City's drainage basins. These drainage systems are located at various locations city wide. Many of these structures are located in the older parts of the city that are in need of repair, replacement or general improvements.

- * Downtown Drainage Repairs
- * Storm Drain Overlay Repairs
- * 47th Avenue & 31st Street Box Culvert Replacement

Discussion of Progress:

Justification:

Many older drainage systems are too small to convey adequate quantities of storm water. Many of the older drainage facilities are worn out or no longer meet current design standards. These facilities are being replaced on an ongoing basis or an emergency type repair that arise during the year.

Revenue Detail:

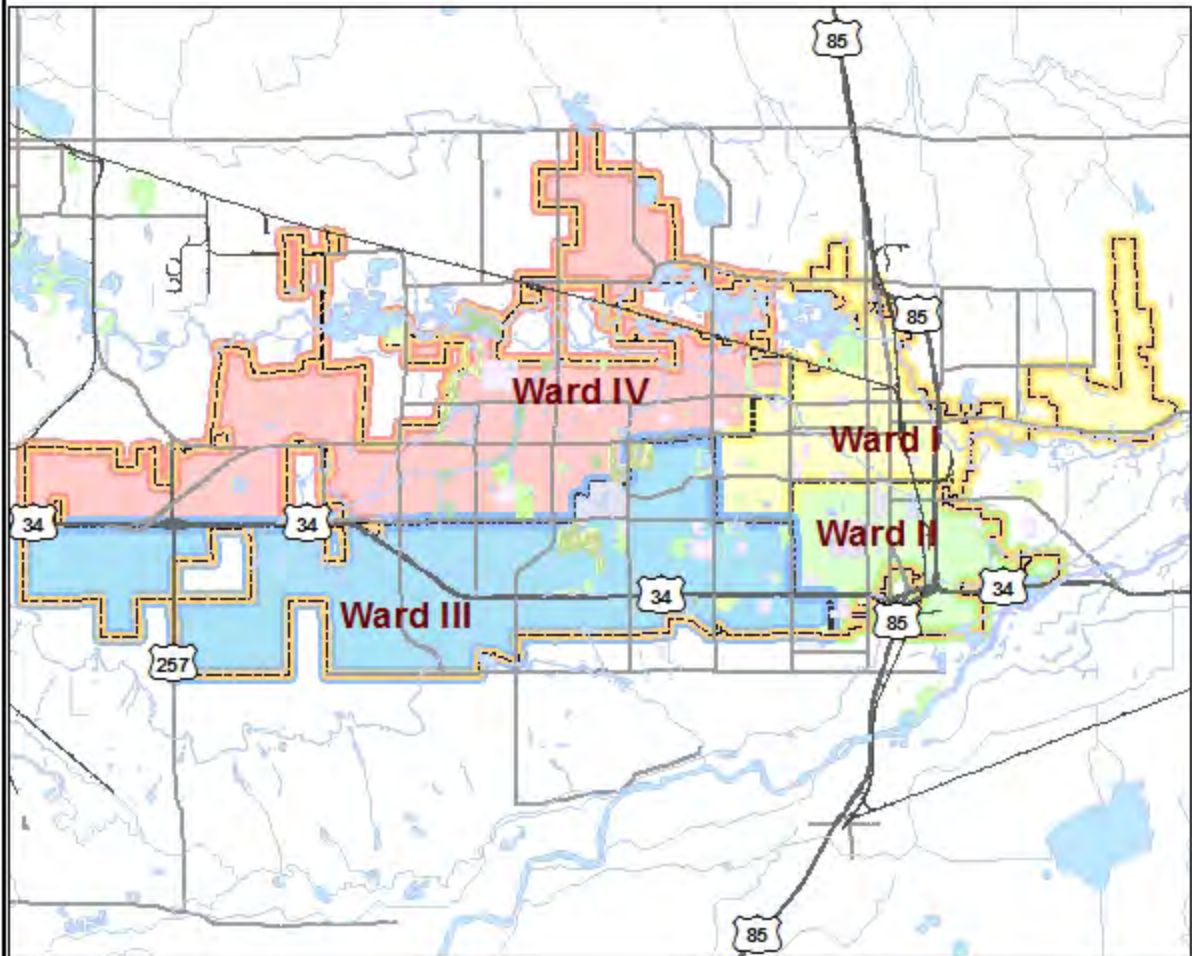
GL Account	Description	2015	2016	2017	2018	2019
Revenue						
5638	Funded Depreciation	780,000	500,000	500,000	500,000	500,000
	Total Revenue	780,000	500,000	500,000	500,000	500,000
Expense						
8202	Construction	651,900	371,900	371,900	371,900	571,900
8228	Printing, Copying	100	100	100	100	100
8232	Project Management	110,000	110,000	110,000	110,000	110,000
8234	Repair/Maint Supplies	10,000	10,000	10,000	10,000	10,000
8240	Testing And Inspection	8,000	8,000	8,000	8,000	8,000
	Total Expense	780,000	500,000	500,000	500,000	700,000
	Net Total	0	0	0	0	(200,000)

Impact on Operating Budget:



Capital Improvement Projects 2014

Project #: Citywide



Project Summary

Project Number: 1037
Project Title: Downtown Stormwater Repairs Phase II
Division: Stormwater
Project Type: Stormwater Repair/Replacement
Year Identified: 2012
Fund: 413 - Stormwater Replacement
Budget Unit #:

Budget Year:
Council Priority: Infrastructure & Growth- Environmental
 Infrast'r
Budget Status: Data Entry
Regions: 1- 16 St North/35 Ave East
Location: Greeley Downtown Area
Project Manager: TBD
Project Status: Unfunded

Description:

This project consists of miscellaneous repairs of stormwater piping, inlets and manholes in the Downtown area of Greeley. These repairs cannot be listed at this time because they are found as the videoing and inspection of stormlines occurs on an annual basis. Phase II is being completed and rated in 2014 with anticipation of several projects coming out of this old section of the downtown area.

Discussion of Progress:

Justification:

Stormwater facilities must be maintained and repaired on a regular basis other wise street pavements and curbs are undermined by moving water and eventually destroyed. Pipes and pavements collapse and traffic and lives are endangered.

Revenue Detail:

GL Account	Description					
Revenue						
5638	Funded Depreciation	0	0	0	0	1,000,000
	Total Revenue	0	0	0	0	1,000,000
Expense						
8202	Construction	0	0	0	0	1,000,000
	Total Expense	0	0	0	0	1,000,000
	Net Total	0	0	0	0	0

Impact on Operating Budget: